

2020

# Indiana Census of Fatal Occupational Injuries

---

---

Analysis of the Census of  
Fatal Occupational Injuries  
(CFOI) Results

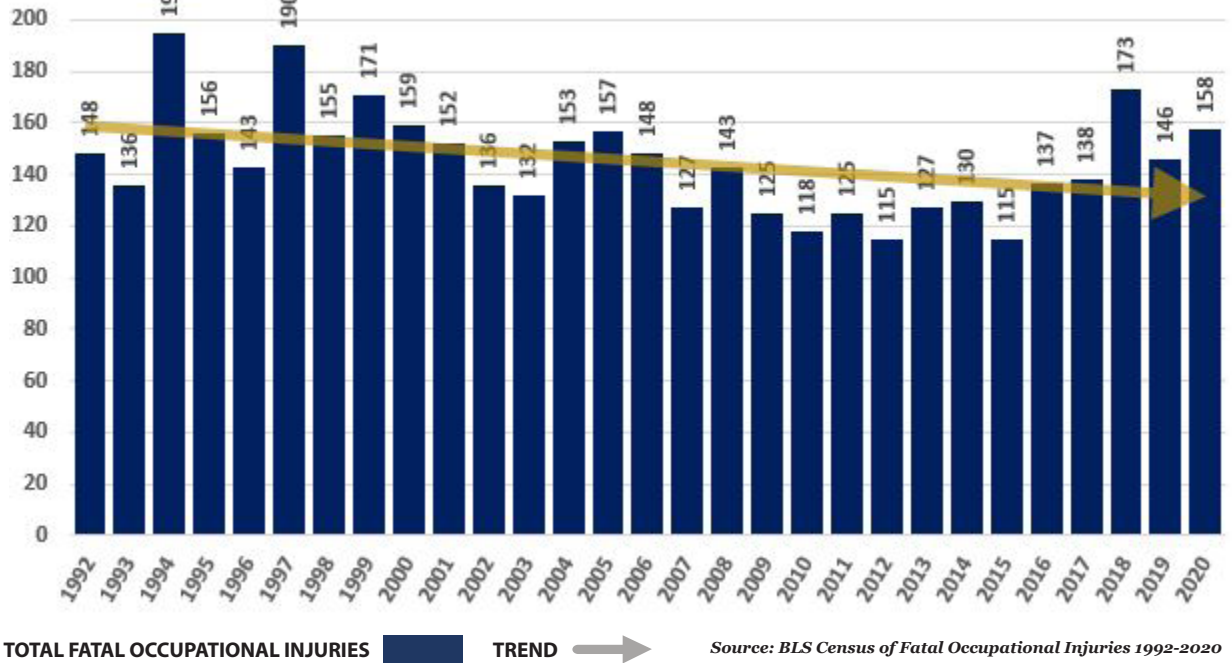


Prepared by the Indiana Department of Labor  
Quality, Metrics and Statistics Division



# Fatal Occupational Injuries in Indiana

Indiana Workplace Fatalities per Year



In 1992, the federal Bureau of Labor Statistics (BLS) began collecting data on fatal occupational injuries in Indiana through the Census of Fatal Occupational Injuries (CFOI). Each year, the Indiana Department of Labor’s Quality, Metrics, and Statistics (QMS) Division reviews thousands of records including death certificates, news articles, police reports and National Transportation Safety Board (NTSB) findings to identify, document, and verify deaths resulting from work-related injuries. The CFOI classifies fatal occupational injuries by industry, event, exposure, demographic, primary cause, and body part injured. These classifications provide a more detailed view of how fatal injuries occurred.

The 2020 Census of Fatal Occupational Injuries report shows 158 Hoosier workers lost their lives in a workplace accident in 2020. This represents an increase of 8.22% in the number of fatal injuries from the 2019 total of 146. This report will dive deeper into the case and demographic information regarding fatal workplace injuries in Indiana.

The data provided by the BLS are protected by stringent confidentiality rules. These rules forbid releasing information that could divulge

the identity of the decedent or the company for which the decedent worked. Confidential data may include any non-public information that was not previously released by a media outlet. Therefore, some of the tables showing data regarding the industry or nature of the fatality may not add up to the reflected totals. No specific location information such as city, town or county is available due to case confidentiality. For more information regarding state and national fatal occupational injuries, visit [www.bls.gov/iif/oshstate.htm](http://www.bls.gov/iif/oshstate.htm).

This report includes data for fatal workplace injuries, including those that may be outside the jurisdiction of the Indiana Occupational Safety and Health Administration (IOSHA) and the Indiana Worker’s Compensation Board. For example, fatalities occurring on the roadway and on farms with fewer than ten employees are almost always outside IOSHA’s jurisdiction. However, these fatalities are still part of the CFOI records. Consequently, data from the CFOI and reports released by other state or federal agencies may differ. This report does not include fatalities of natural causes.



## Fatal Injuries by Industry

Industry	2016	2017	2018	2019	2020
Agriculture, forestry, fishing and hunting	33	28	30	18	21
Mining	-	-	2	-	-
Construction	14	14	31	21	31
Manufacturing	10	9	15	14	17
Utilities	1	1	-	1	1
Wholesale trade	7	4	6	-	7
Retail trade	11	10	14	14	7
Transportation and warehousing	21	26	27	27	26
Information	1	2	-	-	2
Finance and Insurance	1	-	-	1	-
Real estate and rental and leasing	3	-	2	-	1
Professional and Technical Services	2	1	7	2	-
Administrative and waste services	9	11	12	12	15
Accommodation and food services	6	8	8	5	6
Health care and social assistance	2	4	3	4	5
Arts, entertainment, and recreation	3	1	3	6	3
Educational services	1	2	-	-	-
Other services, except public administration	5	9	3	12	8
Federal Government	1	1	1	1	2
State Government	2	-	-	-	1
Local Government	4	6	4	5	5
<b>Total:</b>	<b>137</b>	<b>138</b>	<b>173</b>	<b>146</b>	<b>158</b>

In 2020, businesses in all industries faced a new hazard: the global pandemic, COVID-19. Based on OSHA recording guidelines, COVID-19 contracted in the workplace has been classified as an illness. Fatal occupational illnesses, including COVID-19, are out of scope for CFOI unless precipitated by an acute injury. It is possible that a COVID-19-related fatality resulting from an acute injury may be in scope and appear on the CFOI file. However, information on COVID-19-related fatalities in source data is inconsistent and often unavailable. Therefore, BLS will not attempt to publish COVID-19-specific data.

The CFOI uses the North American Industry Classification System (NAICS) to identify the industries and sub-industries where workplace fatalities occur. Industry information is often reported as a broad category to ensure that no decedents or their employers can be identified.

The **construction** industry experienced highest number of workplace fatalities for 2020 (31). This is a 47.62% increase from the 2019 total of (21). The three highest causes for fatal incidents in this industry were falls, slips and trips (9), transportation incidents (8), and exposure to harmful substances or environments (8). The sub-industry **specialty trade contactors** had 64.52% of the work-related fatality cases (20) for the construction industry. The **construction and extraction** sub-industry experienced the most workplace fatalities with 24. In this industry, men (30) who were white (non-Hispanic) (21) experienced the highest fatal workplace fatalities. Wage and salary employees experienced the most workplace fatalities (19). Most cases (19) involved the worker doing constructing, repairing, or cleaning work. For construction, the primary source that was involved with workplace fatalities was highway vehicles, motorized (8).

With 28 fatalities, Indiana’s **transportation and warehousing** industry experienced the second highest number of fatal injuries in 2020. Twenty-six (26) of the fatality cases were in private industry, and (2) cases were in federal government. This count increased by 3.70% from the 2019 total of 27. In 2020, most workplace fatalities for this industry in occurred on the street or highway (14). Highway vehicles, motorized were the primary source for a workplace fatality (16). Age group 55 to 64 years experienced the highest number of workplace fatalities in 2020 (11).

Source: BLS Census of Fatal Occupational Injuries 2015-2020  
 Industry and sub-industry definitions are found online at  
<https://www.census.gov/naics/>



Indiana's **agriculture, forestry, fishing, and hunting** industry experienced the third highest number of workplace fatalities in 2020 (21); also increasing by 16.67% from the 2019 total of 18. Transportation incidents accounted for 12 of the 21 fatalities in this industry (57.14%). Nineteen (19) of the 21 total fatalities in **agriculture, forestry, fishing, and hunting** were attributed to workers in the **crop production** sub-industry. Most of the fatal injuries were suffered by men (20), and the 65 years and over age group suffered the most workplace fatal injuries with (12).

With 17 fatalities, **manufacturing** had the fourth highest workplace fatality count in 2020. This was a 21.43% increase from the 2019 count of (14). Men suffered the highest number of workplace fatalities in the **manufacturing** industry (16) in 2020.

---

Event or exposure describes the manner in which a worker was fatally injured. Although the events may sound similar to industry classifications, the two are not interchangeable and these events may occur in any industry.

Since the inception of the CFOI in 1992, **transportation-related incidents** have resulted in the highest number of Hoosier workplace fatalities. This trend continued in 2020 with 60 transportation-related incidents accounting for 37.97% of all Indiana occupational fatalities. These incidents included roadway incidents involving vehicles (31), and (18) of these roadway incidents were due to a roadway collision with another vehicle. Non-roadway incidents involving motorized land vehicles had (10) fatality work-related cases. Pedestrians struck by vehicles while working (10), increase by 42.86% from 2019 (7).

The majority of **transportation-related** fatalities were suffered by men (53) and white

(non-Hispanic) (58). The age group of **55 to 64 years** had the most cases with (17).

**Transportation-related** incidents can affect any industry and are not limited to work performed in the **transportation and warehousing** industry. In 2020, 19 fatal transportation-related incidents occurred in the transportation and warehousing industry. Other industries that have had transportation-related fatalities in 2020 include but not limiting to **agriculture, forestry, fishing and hunting** (12); **construction** (8); **wholesale trade** (5); and **manufacturing** (4).

**Violence and other injuries** were the second leading cause of workplace fatality in 2020 (27). Events in this category include all intentional injuries; injuries involving weapons (tools designed to be used as weapons, such as firearms and stun guns) regardless of intent; and injuries involving direct physical contact with persons, animals, or insects regardless of intent. Such injuries may be inflicted by another person, by oneself, or by an animal or insect. Fatalities included in this event were suffered by both men (23) and women (4). The age group of **35 to 44 years** suffered the most workplace fatalities (9), followed by the age groups of **45 to 64 years** (6) and **25 to 34 years** (6).

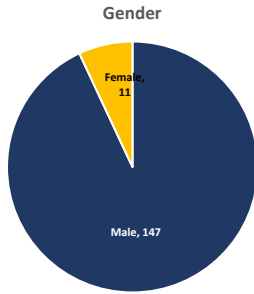
**Falls, slips, and trips** was the third leading cause of Hoosier workplace fatalities in 2020 (24). This figure was the same count in 2019 (24). Fatalities in 2019 due to **falls, slips, and trips** most often occurred in the construction industry (9) which was a 18.18% decrease from the 2019 count of (11).

**Contact with objects and equipment** was the fourth leading cause of Hoosier workplace fatalities in 2020 (23). This number decreased by 4.17% from the 2019 count (24). The number of cases for **contact with object and equipment** has decreased by 28.13% from 2018 (32). All fatalities in this event were men (23) with most in the age group of **45 to 54 years** (6).



## GENDER

In 2020, 147 men (93.04%) and 11 women (6.96%) suffered workplace fatalities in Indiana. The most common fatal workplace event in 2019 was transportation incidents and accounted for 53 male fatalities and seven (7) female fatalities.



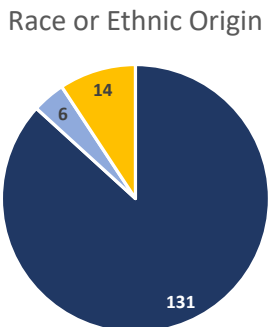
## EMPLOYEE STATUS

Wage and salary workers suffered 112 fatal injuries (70.89%). Self-employed workers suffered 46 of the 158 fatal injuries in Indiana (29.11%).



## RACE OR ETHNIC ORIGIN

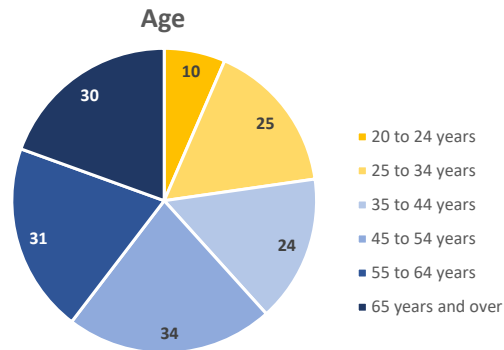
White (non-Hispanic) workers experienced approximately 113 work-related deaths in 2020 (71.52%). Black or African-American workers accounted for approximately 6 fatalities (3.80%), and Hispanic or Latino workers experienced approximately 14 (8.86%). Asian (non-Hispanic) suffered approximately four (2.7%) of workplace fatalities.



- White (non-Hispanic)
- Black or African-American (non-Hispanic)
- Hispanic or Latino
- Asian (non-Hispanic)

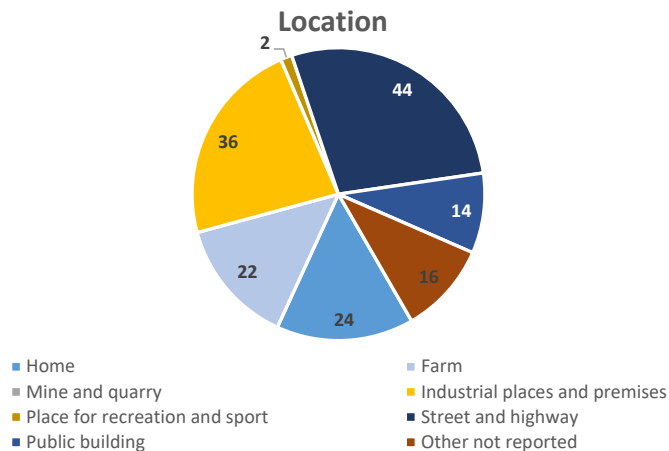
## AGE

Workers 45 to 54 years of age suffered 34 workplace fatalities and comprised the highest percentage of all Indiana workplace fatalities in 2020 (21.52%). Workers 55-64 years of age suffered 31 fatalities in 2020 (19.62%), and workers 65 years of age or older suffered 30 workplace fatalities in 2020 (18.99%). Workers ages 25 to 34 suffered 25 fatalities in 2020 (15.82%). Age groups 35 to 44 suffered 24 workplace fatalities in 2020 (15.19%), and workers age group 20 to 24 years of age suffered 10 workplace fatalities in 2020 (6.33%). Workers in the age groups 16 to 17 and under age 16 both suffered 2 workplace fatalities each in 2020 (1.27%). Workers 18 to 19 and under suffered no workplace fatalities in 2020.



## WORKING LOCATION

The locations in 2020 with the highest number of Indiana workplace deaths were streets and highways (44), industrial places and premises (36), and home (24).



Accidents, by definition, can occur at any time and are difficult to predict. Similarly, workplace violence incidents of intentional harm are difficult to foresee. For both intentional and accidental injuries, however, employers can help reduce the risk.

For transportation-related occupations, stressing driver-attentiveness is key. Drivers must pay attention to the road and no other distractions such as cell phones, food or the radio. Ensuring that drivers are in good health and getting plenty of rest are also crucial elements of ensuring the safety of the working driver and his or her fellow motorists. Setting and enforcing company policies regarding technology use, vehicle maintenance schedules, eating while driving and driver wellness can all help keep working drivers safe.

From the use of heavy machinery in crop production to the tending of large animals in animal production, the agriculture industry encompasses numerous dangerous activities. Those in the agriculture industry face many of the same dangers as the transportation-related industries. Heavy equipment, operator fatigue and worker inattentiveness are all hazards that occur frequently in agriculture. It is important that users of such machinery be effectively trained on the safe and proper use and operation of farming equipment including tractors, trucks, augers and silos. Workers in agricultural activities should respect the dangers of the job and be vigilant of emerging hazards.

While it may not be possible to plan for everything, emphasizing good communication between all levels of management—from front-line employees through senior staff—breeds a deeper culture of safety into a business. Employees should be encouraged to speak up when a safety hazard is spotted, and management should be quick to appropriately address these issues. For more information on fostering a culture of safety, or to request a free safety consultation, please visit the Indiana Department of Labor’s INSafe Division

online at [www.in.gov/dol/insafe.htm](http://www.in.gov/dol/insafe.htm).

It is true that some occupations are inherently more dangerous than others, but the mentality that dying is “just part of the job” is erroneous and obsolescent. Although an occupation may be dangerous, it is the responsibility of the employer and the employee to work together to eliminate or minimize exposure to known hazards.



Largely funded by a federal grant, **INSafe** is a division of the IDOL which provides occupational safety and health compliance assistance to Hoosier employers at no cost. Through its onsite workplace consultation service, the goal of the program is to reduce work-related injuries and illnesses by assisting employers with identifying and correcting potential safety and health hazards. Employers who are interested in learning more about these services may visit [www.in.gov/dol/insafe](http://www.in.gov/dol/insafe). Employers may also contact INSafe directly by emailing [insafe@dol.in.gov](mailto:insafe@dol.in.gov), or calling (317) 232-2688.

IOSHA, the Indiana Enforcement State Plan, receives 50% of its budget from a grant of \$2,570,100 in federal funds. The remaining 50% of the State Plan budget is financed through \$2,571,000 in Indiana state funds.

At the time of initial publication of this document (11/2021), INSafe, the Indiana Consultation State Plan, receives 84 % of its budget from a grant of \$941,300 in federal funds. The remaining 16% of the State Plan budget is financed through \$179,066 in Indiana state funds. funds. IOSHA, the Indiana Enforcement State Plan,

## INDIANA DEPARTMENT OF LABOR Quality, Metrics and Statistics Division

**Stacy Wart**

Executive Director

**Joe Black**

BLS Program Director

**Richard (R.J.) Clark**

Survey Research Assistant

**Chris Allen**

Survey Research Assistant



**Indiana Department of Labor**  
**Quality, Metrics and Statistics**  
402 West Washington Street, Room W195  
Indianapolis, Indiana 46204  
(317) 232-2655 | [www.in.gov/dol](http://www.in.gov/dol)  
[stats@dol.in.gov](mailto:stats@dol.in.gov)