

**LMS: INvest**

# Navigation Guide

For the INvest Training Portal

# Index of Sections

Each section below is hyperlinked within the document for easy navigation!

- [New User Registration](#)
- [Login and Review of Navigation Menu](#)
- [My Learning Dashboard](#)
- [Course Progress](#)
- [Continuing Education \(CE\) Credit through Indiana University](#)
- [References & Resources](#)



# Section 1: New User Registration

# Registration

**LMS:INvest**

Login **Register Here** LMS User Guide

**Welcome to INvest!**

**Welcome to the Indiana Department of Health  
Immunization Division Learning Management System!**

Registration occurs the first time you login.




Directions:

Click 'Register Here'.

# Register Based On Your Assigned Role

**LMS:INvest** Login Register Here LMS User Guide

Locate your role below and click 'Register'

VFC PROVIDERS	NON-VFC PROVIDERS	BASIC ACCESS
		
<p>This access is for healthcare providers who use the Vaccine Order Management System (VOMS) to track vaccines in the state of Indiana.</p>	<p>This access is for healthcare providers who are <u>not</u> participating in the VFC program.</p>	<p>This access is for those who do not fall into the other two categories, but who want information on CHIRP, vaccines, and vaccine preventable diseases.</p>
<p><b>Examples:</b> VFC Providers, COVID-19 providers, Hospitals, and clinics who use public vaccines.</p>	<p><b>Examples:</b> Pharmacies, Non-VFC Providers, Specialty Practices, Nursing Homes, and Dental Offices.</p>	<p><b>Examples:</b> Students, School Nurses, and those who do not fall into either provider category.</p>
<a href="#">Register</a>	<a href="#">Register</a>	<a href="#">Register</a>

## New Users:

Review each description and then Click 'Register' for your corresponding role.

Each role has specific online modules which are then assigned.

# Register Based On Your Assigned Role



[Login](#) [Register Here](#) [LMS User Guide](#)

Locate your role below and click 'Register'

## Non-VFC Providers

Account Information

First Name \*

Last Name \*

Email \*

Password \*

Confirm Password \*

Indiana © 2022 All Rights Reserved.

Completion of each section is required.

Note:

The Password must be at minimum 8 characters, with upper- and lower-case letters, a number, and special character.

# Registration Confirmation

test test  
Your Points:

You are now subscribed to Your module will be listed here [Print receipt](#)

Signup date 07/20/2022

Indiana © 2022 All Rights Reserved.

Your module name will appear as confirmation on this page.

Click 'Home' on the left side menu to view the Welcome page.

When you register, you are automatically logged in.

**\*\***The next section will address how to login after you have registered, and then review the Navigation Menu.



## Section 2: Login and Review of the Navigation Menu



# Login to your LMS

[Link to the Indiana LMS: INvest](#)

Indiana State Department of Health Training Portal

## Welcome to INvest

Please login below

Username or Email

Password

Submit

Reset Password

1

Enter your  
username  
and  
password.

# The Navigation Menu



The Navigation Menu provides quick links to the individual LMS sections.

The Home Screen provides useful resources as well as a contact to the help desk with the immunization Program.

Each icon listed is also hyperlinked to provide additional reference.



# Section 3: My Learning Dashboard

# My Learning Dashboard – Available Courses

The screenshot displays the 'My Learning Dashboard' interface. At the top, a navigation bar includes a menu icon, the 'LMS Next' logo, notification and email icons, and the user's name 'Shalimar' with a 'Your Points' indicator. A sidebar on the left contains navigation options: 'Home', 'My Learning Dashboard' (highlighted with a white border), 'Courses', and 'References & Resources'. The main content area features a large banner with the text 'Welcome back, Shalimar'. Below the banner are three sections: 'Badges', 'Certificates', and 'Your Points' (Leaderboard). The 'Your Points' section shows a leaderboard with five users and their scores: 266300pts, 66100pts, 63100pts, 62600pts, and 60600pts. Below these sections is a 'Checklists' section with filters for 'All', 'Due Soon', 'Courses', 'Awards', 'Events', 'Videos', and 'Other'. The 'Course Progress' section lists two courses: 'Vaccine Administration' and 'Talking with Parents about Immunizations'. Both courses show a progress bar at 0%. The 'Assigned' status for the first course and the 'Recommended' status for the second course are highlighted with red and green boxes, respectively, and green arrows point to these boxes from the left.

After first logging into the system, you will see courses 'Assigned', 'Recommended', and other courses that are available.

As each lesson within the course is completed, you will see a progress bar mark your achievements.

# My Learning Dashboard – Types of Recognition

The screenshot displays the 'My Learning Dashboard' interface. At the top, there is a navigation bar with a hamburger menu, the LMS logo, notification, email, and user icons, and the user's name 'Shalimar' with a 'Your Points' indicator. A sidebar on the left contains navigation options: Home, My Learning Dashboard (highlighted with a white box), Courses, and References & Resources. The main content area features a large banner with the text 'Welcome back, Shalimar'. Below the banner, three numbered callouts (1, 2, and 3) are placed over a white box that highlights three recognition features: 'Badges' (with a plus icon), 'Certificates' (with a plus icon), and 'Leaderboard' (showing a top 5 ranking with avatars and point totals: 266300pts, 66100pts, 63100pts, 62600pts, 60600pts). Below this box, there are two sections: 'Checklists' with filters for 'All', 'Due Soon', 'Courses', 'Awards', 'Events', 'Videos', and 'Other'; and 'Course Progress' showing two courses: 'Vaccine Administration' (Assigned, Progress: 0%) and 'Talking with Parents about Immunizations' (Recommended, Progress: 0%).

The Learning Dashboard will also display:

1. Badges for various milestones

2. Certificates of Achievement

And

3. Leaderboard Activities

# My Learning Dashboard – Documented Achievements

The screenshot displays the 'My Learning Dashboard' for a user named 'andrew demo' with 13500 points. The dashboard is divided into several sections:

- Header:** 'Welcome back, andrew' and 'Your Points: 13500'.
- Achievements:** A row of three sections: 'Badges' (5 icons), 'Certificates' (5 icons), and 'Leaderboard' (5 profiles with point totals: 257600pts, 69600pts, 66600pts, 66600pts, 64100pts).
- Checklists:** A section titled 'Checklist CME Credit For Immunizations from A to Z' with filters for 'All', 'Due Soon', 'Courses', 'Awards', 'Events', 'Videos', and 'Other'. It lists 'Modules 1 & 2' and 'Module 3 - Part 1 & 2'.
- Course Progress:** A section titled 'VFC Provider Annual Training 2022 - Indiana' with 'Assigned' status and 'Progress: 0%'. Below it is 'School Nurse Module (LA)' with 'Started: 06/27/22' and 'Progress: 33%'.

A green arrow points from the 'Certificates' section to the 'Checklists' section.

As you progress through your training, you will earn accumulate points, badges, and certificates documenting your achievements!

The leaderboard shows how your point total compares to other users of the INvest LMS.

# My Learning Dashboard – Documented Achievements


Your hard work might even earn more badges or certificates than room to show on the dashboard.

Click the '+' sign next to badges, certificates, or the leaderboard to see all your achievements.

The screenshot displays a learning dashboard interface. On the left is a dark sidebar with navigation options: Home, My Learning Dashboard (highlighted with a white box), Courses, and References & Resources. The main content area features a large banner with the text "Welcome back, andrew" and a "Your Points: 14000" indicator. Below the banner are three sections: "Badges" (with a row of six trophy icons and a '+' sign in a white box), "Certificates" (with a row of five certificate icons and a '+' sign), and "Leaderboard" (with a "Your Points: 14000" label and a list of users with their scores). A green arrow points from the '+' sign in the Badges section to a "Badges" dropdown menu on the right, which contains a grid of various trophy and award icons. Below the main content area are sections for "Checklists" and "Course Progress".



# My Learning Dashboard - Examples of Certificates and Badges



These are examples of a certificate and badge that can be issued. Some certificates have an expiration if training needs to be annually renewed.

Badges can be awarded for various milestones.





Section 4:  
Courses and Course  
Progress

# Courses

The list of available courses can be seen on this page.

Progress also appears for the course as well as if it's 'Assigned' or 'Recommended'.

# Choose Your Lesson within the Course

Principles of Vaccinations

## Immunizations from A to Z

Search Lessons...

- Principles of Vaccinations P1: Section 1
- Principles of Vaccinations P1: Section 2
- Principles of Vaccinations P1: Section 3
- Principles of Vaccinations P1: Section 4

Progress: 50 %

Click on each lesson within the course and explore the material through interactive content, videos, and slide decks.

# Complete the quiz for the lesson (if applicable)

The screenshot shows the LMS:INvest interface. At the top, there is a navigation bar with a hamburger menu, the LMS:INvest logo, notification, email, and user icons. The user's name, Andrew Sellner, and points, 265800, are displayed. A sidebar on the left contains links for Home, My Learning Dashboard, Courses (highlighted), and References & Resources. The main content area features a quiz question with a 'Required' status. The question asks to drag words into boxes. The words are: inactivated, natural infection, do not, and live attenuated vaccines. The question text includes: 'Varicella, MMR, MMRV, LAIV and Rotavirus are examples of [ ] .', 'The immune response to a live attenuated vaccine is virtually identical to that produced by a [ ] .', 'Inactivated vaccines [ ] cause disease, even in an immunodeficient person.', and 'DTap, Hep A, Hep B, and Tdap are examples of [ ] vaccines.' A 'Check' button is at the bottom left, and a circled '1' is next to it. On the right, there is a 'Up Next...' section with the LMS:INvest logo and the title 'Principles of Vaccinations P1: Quiz'. Navigation arrows and a 'Lesson Started' indicator are also present.

1. Answer the appropriate quiz question and click 'Check'.

# Navigation Between Lessons within the Course

The screenshot displays a user interface for a course titled "Principles of Vaccinations P1: Section 2". The user's name is "Shalimar" and they have "Your Points: 17600". A progress bar indicates 33% completion. The left sidebar contains navigation options: Home, My Learning Dashboard, Courses (highlighted with a white box and labeled 'A'), and References & Resources. The main content area features "The Pink Book" with a list of topics: Vaccine preventable diseases, Vaccine safety, Child/adult schedules, Vaccine storage & handling, Access through CHIRP - chirp.in.gov or the CDC, and Order through PHF's online store with the link [www.bookstore.phf.org](http://www.bookstore.phf.org). Below this is the book cover for "The 14th Edition Epidemiology and Prevention of Vaccine-Preventable Diseases" by the CDC. To the right, a "Up Next..." section shows a book icon with a syringe and the text "LMS: INvest". Below this, a navigation bar for "Principles of Vaccinations P1: Section 3" contains left and right arrows, with the right arrow highlighted by a green box and labeled 'B'.

Once the lesson has been completed you can navigate to the next lesson by:

A) Clicking 'Course' on the top left,

Or

B) Clicking the arrows to the right of the content.

# Course Progress

The screenshot displays an LMS interface. On the left, a dark sidebar contains navigation options: Home, My Learning Dashboard, Courses (highlighted with a white border), and References & Resources. The top header includes the LMS: iNvest logo, notification and email icons, and a user profile for 'Shalimar' with 'Your Points: 11100'. A search bar labeled 'Search Lessons...' is positioned above a list of lessons:

- General Recommendations for Immunizations - Section 1
- General Recommendations for Immunizations - Section 2
- General Recommendations for Immunizations - Section 3
- General Recommendations for Immunizations: Quiz
- Final Step - Module 2

On the right, a progress summary features a donut chart showing 60% completion. Below the chart, a list of lessons with their completion status is shown:

- ✓ General Recommendations for Immunizations - Section 1
- ✓ General Recommendations for Immunizations - Section 2
- ⊙ General Recommendations for Immunizations - Section 3
- ✓ General Recommendations for Immunizations: Quiz  
Score: 100% (6 / 6) 1 attempt
- ⊙ Final Step - Module 2

You will be able to see your progress percentage on the right-hand side of the lessons.

# Course Progress Notification

Shalimar  
Your Points: 11100

Search Lessons...

- General Recommendations for Immunizations - Section 1
- General Recommendations for Immunizations - Section 2
- General Recommendations for Immunizations - Section 3
- General Recommendations for Immunizations: Quiz
- Final Step - Module 2

60 %

- ✓ General Recommendations for Immunizations - Section 1
- ✓ General Recommendations for Immunizations - Section 2
- 🕒 General Recommendations for Immunizations - Section 3
- ✓ General Recommendations for Immunizations: Quiz  
Score: 100% (6 / 6) 1 attempt
- 🕒 Final Step - Module 2

You will also see green check marks that indicate which sections are completed.

The grey clocks indicate a section that is incomplete.

# Courses: Lesson and Quiz Completion

The screenshot displays the LMS interface for a course titled "Vaccines for Children". The user is identified as "andrew demo" with "Your Points: 13500". The interface includes a sidebar with navigation options: Home, My Learning Dashboard, Courses (highlighted), and References & Resources. The main content area shows a quiz question with a "Required" status and an "Incomplete" button. The question text is: "I reviewed the module/video under 'Lesson Links' (link on the right hand side of the page). If any associated tasks were present, they were also completed." The question has two radio button options: "True" and "False". A "Check" button is located below the options. To the right of the question, there is a section titled "Up Next..." which includes the LMS:INvest logo, the text "Vaccine Storage & Handling", and a "Lesson Started" indicator. Below this, there is a "Lesson Links" section with a link to "Vaccines for Children Module".

andrew demo  
Your Points: 13500

## Vaccines for Children

**\* Required** Incomplete

I reviewed the module/video under 'Lesson Links' (link on the right hand side of the page). If any associated tasks were present, they were also completed.

True  False

Check

Up Next...

**LMS:INvest**

Vaccine Storage & Handling

Lesson Started

**Lesson Links**

Vaccines for Children  
Module

Many courses include external content linked from the LMS. Although this content might have a test as well, a quiz question or survey will appear next to the external link and under the lesson instructions.



# Courses: Lesson and Quiz completion Continued

The screenshot displays a user interface for a course titled "Survey VFC Provider Annual Training 2022 (Indiana)". The user's name is "Shalimar" and they have "Your Points: 20600". The course progress bar shows 0% completion. Below the progress bar, there is a section with a star icon and text: "In the survey below, rate your knowledge and confidence on the following sections after completing the interactive modules and quizzes:". To the right, there is a "Up Next..." section with a "Mark Completed" button. Below this, there is a "Satisfaction Survey - 2022 VFC Provider Annual Training (IN)" form. The form has a "Required" status and an "Incomplete" button. The survey options are: Very Confident, Somewhat Confident, Neutral, Slightly Confident, and Not Confident At All. A "Submit" button is at the bottom. A green arrow points to the "Slightly Confident" option.

Course: 0%

Survey VFC Provider Annual Training 2022 (Indiana)

In the survey below, rate your knowledge and confidence on the following sections after completing the interactive modules and quizzes:

Up Next...  
Mark Completed

Satisfaction Survey - 2022 VFC Provider Annual Training (IN)  
Required Incomplete

VFC Overview.  
 Very Confident  
 Somewhat Confident  
 Neutral  
 Slightly Confident  
 Not Confident At All  
Submit

If a quiz question or survey appears below the lesson instructions, it must be completed to get credit for the lesson or course.

# Courses: Lesson and Quiz Completion Continued

The screenshot displays a user interface for a course titled "Survey VFC Provider Annual Training 2022 (Indiana)". The user's name is "Shalimar" and they have "Your Points: 20600". The course progress bar shows "0%". A "Mark Completed" button is visible in the "Up Next..." section, which is currently locked. Below the main content area, there is a "Satisfaction Survey - 2022 VFC Provider Annual Training (IN)" section with a "Required" status and a "Submit" button. The survey options are: Very Confident, Somewhat Confident, Neutral, Slightly Confident, and Not Confident At All.

Selecting the 'Mark Completed' button will only be effective if all the applicable activities on the page are finished.

# Courses: Survey Completion

The screenshot shows the LMS interface for a course. At the top right, the user's name 'Shalimar' and 'Your Points: 14100' are displayed. A progress bar indicates 'Course' completion at 17%. The main content area is titled 'Final Step - Module 1' and features a survey titled 'Principles of Vaccinations Survey'. A green 'Completed' badge is visible above the survey title. Below the title, a blue banner contains three images: a woman with a child, a doctor with an elderly patient, and a doctor with a young girl. The text below the banner reads: 'Please answer the questions below to get LMS credit for the course!'. To the right of the survey, there is a 'Up Next...' section with a 'Mark Completed' button and a 'Lesson Completed' indicator.

After the survey has been completed, you will see a confirmation window.

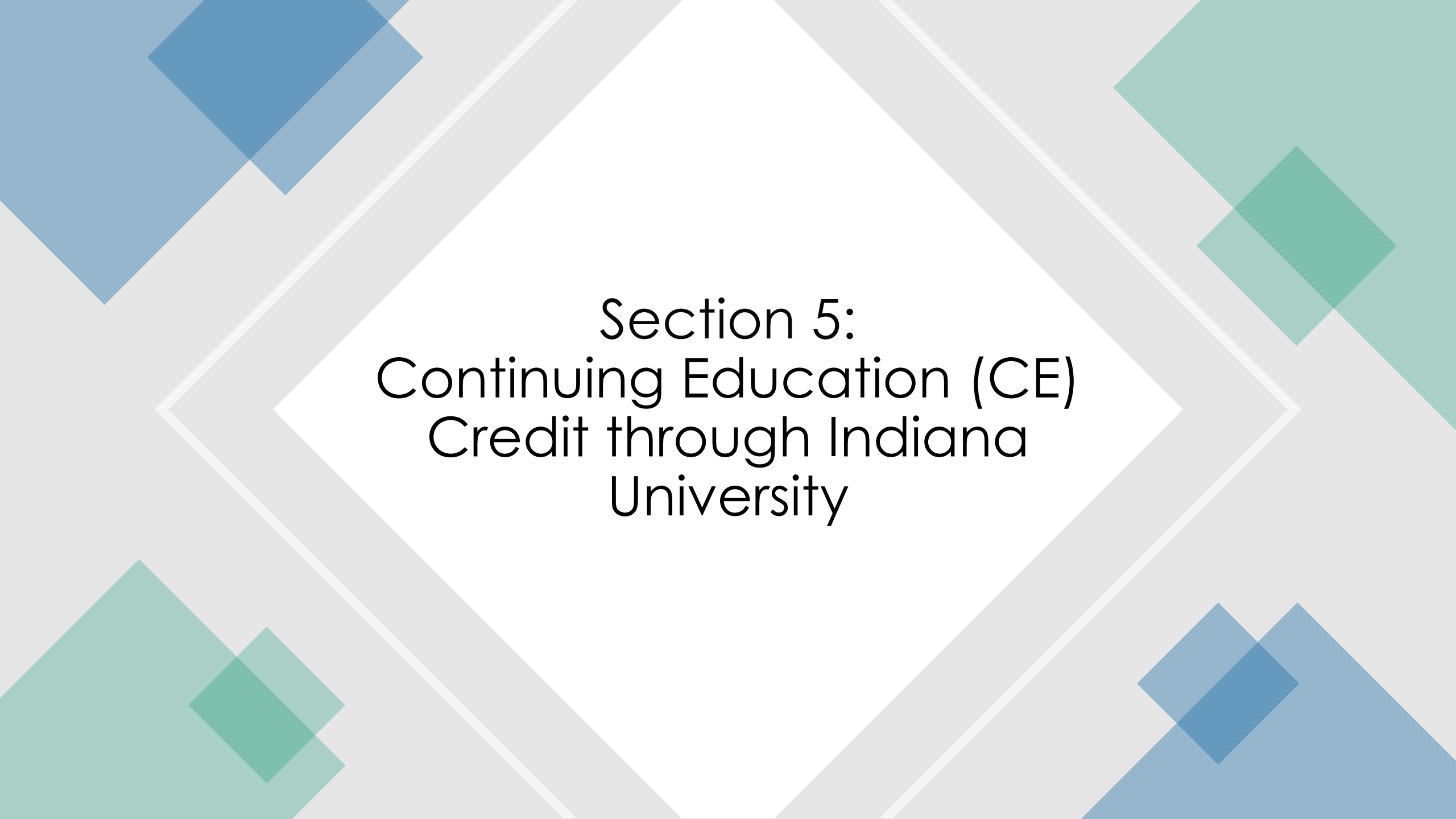
This screenshot shows the confirmation window after the survey is completed. A green arrow points from the text box in the previous image to a chalkboard in the center of the screen. The chalkboard has the text 'Thank You For Your Feedback' written on it. Below the chalkboard, there is a calculator, a pen, and a paperclip. To the right of the chalkboard, there is a 'Mark Completed' button and a 'Lesson Completed' indicator. The LMS interface elements are visible in the background, including the 'Up Next...' section.

# Courses: Confirmation the Module has been Completed

The screenshot displays an LMS interface. At the top, a green progress bar is labeled 'Course' and '100%'. Below it, the text 'Final Step - Module 2' is shown. A large green checkmark icon is labeled 'Completed'. The main content area features a 'General Recommendations Survey' with the instruction: 'Please answer the questions below to get LMS credit for the course!'. Below the text is a blue-bordered image strip containing three photos: a woman holding a baby, a doctor examining an elderly patient, and a doctor examining a child. On the right side, a 'Up Next...' section shows a lock icon and the text 'Lesson Completed'.

There are three sections which will help you verify all lessons and the course have been finished.

1. The large progress bar at the top will indicate 100% completion.
2. The lesson complete icon in green.
3. The lock showing that you have reached the end of the course.



Section 5:  
Continuing Education (CE)  
Credit through Indiana  
University

# Indiana University-Continuing Education (CE) Credit

**Congratulations!**



1

Please click here to be taken to the external website Indiana University to complete the evaluation and claim your CME credit.

Return to your Course

2

Close

There are two steps that need to be followed in order to both get credit for the LMS course AND get Continuing Education (CE) credit through Indiana University.

1. To submit your request for Continuing Education credit, follow the link below the graphic to register, and then login, to the Indiana University website.

2. To simply get credit for the course in the LMS, click 'Return to your Course' or 'Close' and complete the survey on the next lesson.

# Indiana University-Main Screen



**INDIANA UNIVERSITY**  
SCHOOL OF MEDICINE

[<< Return to Main Site](#)

[Sign In](#)

[Live Activities](#)

[Scheduled Series](#)

[Online Activities](#)

[Learning From Teaching](#)

[Help](#)



A to Z Immunization Course - Module 1 and 2: Principles of Vaccination and General Immunization Recommendations

[Overview](#)

[Tests](#)

#### Date & Location

Thursday, June 30, 2022, 12:00 AM - Friday, June 30, 2023, 12:00 AM

#### Target Audience

*Specialties* - Adolescent Medicine, Allergy and Immunology, Cardiovascular Disease, Critical Care Medicine, Dental, Developmental-Behavioral Pediatrics, Emergency Medicine, Family Medicine, Geriatric Medicine, Hematology and Oncology, Hospitalist, Infectious Disease, Internal Medicine, Internal Medicine-Pediatrics, Neonatal-Perinatal Medicine, Nursing, Obstetrics and Gynecology, Oncology, Pediatric

This is an example of the Indiana University page which will open in a new window after clicking the link in the INvest LMS to obtain Continuing Education credit.

To begin the process, click 'Sign In.'

# Indiana University-Main Screen



INDIANA UNIVERSITY  
SCHOOL OF MEDICINE

<< Return to Main Site

Sign In Live Activities Scheduled Series Online Activities Learning From Teaching Help



Enter your email and password to login:

Email

Login >

1

New to CloudCME? Create an Account:

Create New Account >

2

Forgot Your Password?

Please login with the email address you used to register with earlier. If you already have an account and create a new one, your credits will not appear combined on one transcript. If you cannot remember your password, please use the password recovery to retrieve it.

System does not require a IU CAS login.

Directions:

1. Sign in with your existing account or
2. Click on create new account.



# Indiana University- Account Creation

INDIANA UNIVERSITY  
SCHOOL OF MEDICINE

<< Return to Main Site

Sign In Live Activities Scheduled Series Online Activities Learning From Teaching Help

Create an Account: (All fields are required)

Email

First Name Last Name

Password Confirm Password

Password Requirements

Select Degree: Select Profession:

-- Select Degree -- -- Select Profession --

Create Account

Back to Login

Note:

If you need to create account, make sure you complete all designated fields.

Click on 'Create Account'.


# Indiana University- Continuing Education (CE) Information



## A to Z Immunization Course Module 1 and 2: Principles of Vaccination and General Immunization Recommendations

Overview

Tests



### Date & Location

Thursday, June 30, 2022, 12:00 AM - Friday, June 30, 2023, 12:00 AM

### Target Audience

*Specialties* - Adolescent Medicine, Allergy and Immunology, Cardiovascular Disease, Critical Care Medicine, Dental, Developmental-Behavioral Pediatrics, Emergency Medicine, Family Medicine, Geriatric Medicine, Hematology and Oncology, Hospitalist, Infectious Disease, Internal Medicine, Internal Medicine-Pediatrics, Neonatal-Perinatal Medicine, Nursing, Obstetrics and Gynecology, Oncology, Pediatric Emergency Medicine, Pediatric Infectious Diseases, Pediatrics, Pharmacy, Preventive Medicine, Public Health, Pulmonary Disease, Surgery General

### Overview

This 8 module course will present the following topics: Principles of Vaccination, Vaccine Recommendations, Vaccine Preventable Diseases, Storage and Handling, Timing and Contraindications, Vaccine Administration, Communicating with patients about Vaccines

Launch Date: 6/30/2022

Expiration Date: 6/30/2023

Once logged into your account, click on the 'Tests' button.

# Indiana University- Continuing Education (CE) Information



## A to Z Immunization Course Module 1 and 2: Principles of Vaccination and General Immunization Recommendations

Overview

Tests

### A to Z Immunization Course Module 1 and 2: Principles of Vaccination and General Immunization Recommendations

 LAUNCH WEBSITE

 POST-TEST

[Disclosure Form](#)

[Application Form](#)

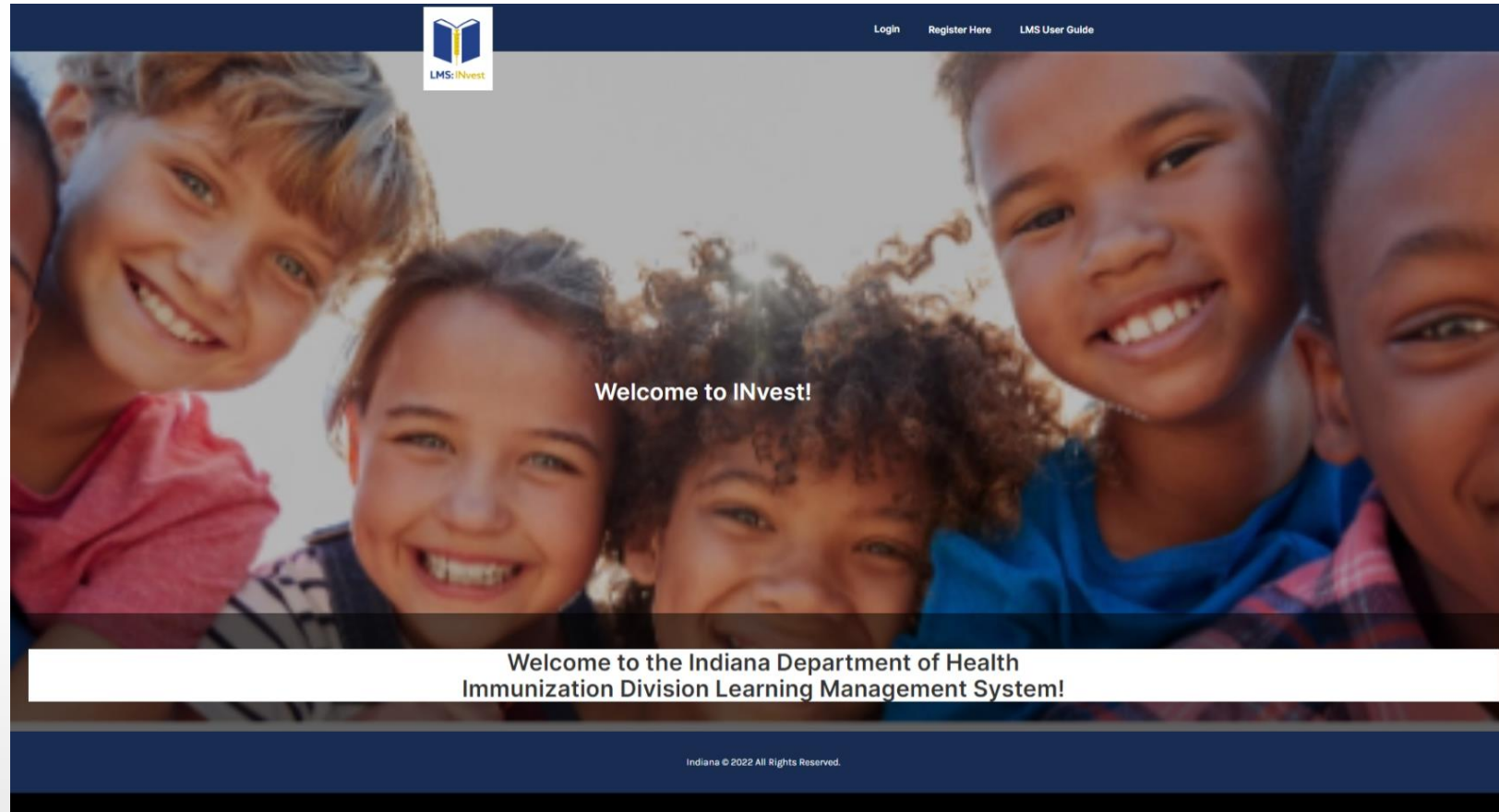
#### CONTACT

410 W 10th Street, Indianapolis, IN 46202  
317-274-0104 | 1-888-615-8013  
[medicine.iu.edu/education/cme](http://medicine.iu.edu/education/cme)  
[cme@iu.edu](mailto:cme@iu.edu)

Copyright © 2018 The Trustees of Indiana University  
[Copyright Complaints](#) | [Privacy Notice](#)

After clicking on tests, click the 'Launch Website' button for the INvest module.

# Indiana University- Continuing Education (CE) Information



After clicking on 'Launch Website', you will be directed to the INvest module for LMS completion.

Launching this page is only necessary to change the login window on the Indiana University website. Close this new pop-up window, you will be taken back to the Indiana page.

# Indiana University- Continuing Education (CE) Information

**INDIANA UNIVERSITY**  
SCHOOL OF MEDICINE

<< Return to Main Site

Sign Out Live Activities Scheduled Series Online Activities Learning From Teaching Help My CME

A to Z Immunization Course Module 1 and 2: Principles of Vaccination and General Immunization Recommendations

Overview Tests

A to Z Immunization Course Module 1 and 2: Principles of Vaccination and General Immunization Recommendations

LAUNCH WEBSITE POST-TEST

Disclosure Form

Application Form

**CONTACT**  
410 W 10th Street, Indianapolis, IN 46202  
317-274-0104 | 1-888-615-8013  
[medicine.iu.edu/education/cme](http://medicine.iu.edu/education/cme)  
[cme@iu.edu](mailto:cme@iu.edu)

Copyright © 2018 The Trustees of Indiana University  
[Copyright Complaints](#) | [Privacy Notice](#)

After closing the pop-up window, refer back to the Indiana University page, and click on 'Post-Test'.

# Indiana University- Continuing Education (CE) Information

INDIANA SCHOOL OF MEDICINE

Sign Out Live Act

A to Z Immunizat

Overview

A to Z Immunizat

LAUNCH WE

Disclosure Form

Application Form

post1591 Click to take the test and receive credits.

A to Z Immunization Course Module 1 and 2: Principles of Vaccination and General Immunization Recommendations

1/1 : Question 1

Show Results

I attest to completing this activity:

Yes

No

Check Answer

Correct

3

<< Return to Main Site

Directions:

1. Click on the 'Yes' radio button.
2. Click on the 'Check Answer' button.
3. Click on 'Show Results'.

# Indiana University- Continuing Education (CE) Information

Total Questions	1
Number Correct	1
Score	100%

You have completed this test successfully. To receive credit and obtain a certificate, click the Complete Evaluation button below.

[Complete Evaluation](#)

post1591 Click to take the test and receive credits.

After clicking on show results.

Click on 'Complete Evaluation'.

# Indiana University- Continuing Education (CE) Information

### Evaluations and Certificates

After receiving credit, certificates will be displayed in this area for 1-3 months. Please print or save any certificates before this time period ends. (Note: All credits will be recorded on transcripts, available for download 24/7 in the "Transcripts" area of the portal - credits earned do not disappear from transcripts.)

**Claiming MOC:** If MOC points were available for an activity you should have received detailed instructions onsite or via email on how to claim the MOC points. If no, MOC is available then the "Claim Moc?" column will be blank.

### Evaluation for A to Z Immunization Course Module 1 and 2: Principles of Vaccination and General Immunization Recommendations

Please complete the following questions and then submit after reviewing your responses. All questions are required. Once you have completed this evaluation you will be able to print your CME certificate.

Please share an example of a challenging case you have experienced in your educational/professional/healthcare team that relates to this educational activity: \*

Please rate the length of the educational activity:

Appropriate  
 Too long  
 Too short

Additional comments and/or suggestions for improvement:

If the Submit button below (computer) or above (tablet/mobile) is dimmed, you have not fully completed all of the required fields. Please review the form for any required fields (with an asterisk) that you may have missed.

74504

[Submit](#)

[Disclosure Form](#)  
[Application Form](#)

**CONTACT**  
410 W 10th Street, Indianapolis, IN 46202  
317-274-0104 | 1-888-615-8013  
[medicine.iu.edu/education/cme](mailto:medicine.iu.edu/education/cme)  
[cme@iu.edu](mailto:cme@iu.edu)

This page has two sections. The bottom section has additional information that we will cover on the next slide\*



# Indiana University- Continuing Education (CE) Information

Please share an example of a challenging case you have experienced in your educational/professional/healthcare team that relates to this educational activity: \*

Please rate the length of the educational activity:


- Appropriate  
 Too long  
 Too short

Additional comments and/or suggestions for improvement:

If the Submit button below (computer) or above (tablet/mobile) is dimmed, you have not fully completed all of the required fields. Please review the form for any required fields (with an asterisk) that you may have missed.

74504

Submit



Scroll down to the bottom to answer all questions and 'Click Submit'.

[Disclosure Form](#)

[Application Form](#)

## CONTACT

410 W 10th Street, Indianapolis, IN 46202

317-274-0104 | 1-888-615-8013

[medicine.iu.edu/education/cme](http://medicine.iu.edu/education/cme)

[cme@iu.edu](mailto:cme@iu.edu)

# Indiana University- Continuing Education (CE) Certificate



INDIANA UNIVERSITY  
SCHOOL OF MEDICINE

[<< Return to Main Site](#)

[Sign Out](#) [Live Activities](#) [Scheduled Series](#) [Online Activities](#) [Learning From Teaching](#) [Help](#) [My CME](#)



## Evaluations and Certificates

After receiving credit, certificates will be displayed in this area for 1-3 months. Please print or save any certificates before this time period ends. (Note: All credits will be recorded on transcripts, available for download 24/7 in the "Transcripts" area of the portal - credits earned do not disappear from transcripts.)

**Claiming MOC:** If MOC points were available for an activity you should have received detailed instructions onsite or via email on how to claim the MOC points. If no, MOC is available then the "Claim Moc?" column will be blank.

Start Date:   End Date:

Credit Date	Course Title	Evaluations	Certificates	Claim MOC?
7/8/2022	A to Z Immunization Course Module 1 and 2: Principles of Vaccination and General Immunization Recommendations - AMA PRA Category 1 Credits™		<a href="#">DOWNLOAD CERTIFICATE</a>	

After clicking submit, press 'Download Certificate'.

# Indiana University- Example Certificate



Your name here



In support of improving patient care, Indiana University School of Medicine is jointly accredited by the Accreditation Council for Continuing Medical Education (ACCME), the Accreditation Council for Pharmacy Education (ACPE), and the American Nurses Credentialing Center (ANCC), to provide continuing education for the healthcare team.

Indiana University School of Medicine certifies that **Shalimar Wilkerson** has participated in the Enduring Material titled **A to Z Immunization Course**. This activity was available on **June 30, 2022 - June 30, 2023**.

**AMA PRA Category 1 Credits™ Awarded: 1.00**

**Date Credits Awarded: 7/8/2022 12:00:00 AM**

Example CE Certificate

Handwritten signature of Michelle Howenstine, MD.

Michelle Howenstine, MD  
Senior Associate Dean  
Continuing Medical Education  
Indiana University School of Medicine

Handwritten signature of Bitu H. Zakeri, PhD.

Bitu H. Zakeri, PhD  
Director  
Continuing Medical Education  
Indiana University School of Medicine

## Final Steps to Get Course Credit in the INvest LMS

**Congratulations!**



Please click here to be taken to the external website Indiana University to complete the evaluation and claim your CME credit.

[Return to your Course](#)

Close

Once you record your progress and obtain Continuing Education (CE) credit from Indiana University, one additional step is needed in order to receive full credit for the module in the INvest LMS.

# Final Steps for Course Completion

The screenshot displays the LMS: INvest user interface. On the left is a dark sidebar with navigation options: Home, My Learning Dashboard, Courses (highlighted with a white border), and References & Resources. The top header includes the LMS: INvest logo, notification and email icons, and a user profile for 'Shalimar' with 'Your Points: 14100'. The main content area shows a 'Course' breadcrumb and a quiz recommendation titled 'General Recommendations for Immunizations: Quiz'. Below the title is a banner image of healthcare workers and a text prompt: 'Click 'Take the Quiz' on the right to get started'. To the right of the quiz is a 'Up Next...' card featuring the LMS: INvest logo and a syringe icon. At the bottom of this card, the text 'Final Step - Module 2' is visible above two navigation arrows: a left arrow and a right arrow. The right arrow is highlighted with a green rectangular box.

After finishing the continuing education steps on Indiana University's website, click the right arrow to navigate to the LMS course survey.

# Final Steps for Course Completion

The screenshot shows a user interface for a course titled "Survey VFC Provider Annual Training 2022 (Indiana)". The user's name is "Shalimar" and they have "Your Points: 20600". The course progress is shown as "0%".

Annotations include:

- A green box around the "Mark Completed" button in the top right corner, with a green arrow pointing to it.
- A green box around the "Satisfaction Survey - 2022 VFC Provider Annual Training (IN)" section, which includes a "Required" indicator, radio button options for confidence levels, and a "Submit" button.

The "Satisfaction Survey" section contains the following text:

In the survey below, rate your knowledge and confidence on the following sections after completing the interactive modules and quizzes:

**Satisfaction Survey - 2022 VFC Provider Annual Training (IN)**

**VFC Overview.**

- Very Confident
- Somewhat Confident
- Neutral
- Slightly Confident
- Not Confident At All

**Submit**

For the "Mark Completed" button to be applicable all activities on the page must be completed.

# Final Step for Course Completion - Survey Recorded

The screenshot shows the LMS interface for a course. The user is Shalimar with 14100 points. The course progress is 17%. The current step is 'Final Step - Module 1'. The survey title is 'Principles of Vaccinations Survey'. The survey is marked as 'Completed'. The text on the screen says: 'Please answer the questions below to get LMS credit for the course!'. Below the text is a banner image showing a doctor examining a child and an elderly woman. To the right, there is a 'Up Next...' section with a 'Mark Completed' button and a 'Lesson Completed' indicator.

The screenshot shows the LMS interface after the survey is completed. The user is Shalimar with 14100 points. The course progress is 17%. The current step is 'Final Step - Module 1'. The survey title is 'Principles of Vaccinations Survey'. The survey is marked as 'Completed'. The text on the screen says: 'Please answer the questions below to get LMS credit for the course!'. Below the text is a banner image showing a doctor examining a child and an elderly woman. To the right, there is a 'Up Next...' section with a 'Mark Completed' button and a 'Lesson Completed' indicator. A green arrow points to the 'Mark Completed' button.

After completion of survey, you will see the confirmation window to the right.

Please click the box on the right that says 'Mark Completed'



# Module Complete

The screenshot shows an LMS interface. At the top, there is a navigation bar with a course progress bar labeled 'Course' and '100%'. Below this, the text 'Final Step - Module 2' is visible. A sidebar on the left contains navigation options: Home, My Learning Dashboard, Courses, and References & Resources. The main content area features a 'General Recommendations Survey' with the instruction 'Please answer the questions below to get LMS credit for the course!'. Below the survey is a banner image showing healthcare workers and patients. To the right, there is a 'Up Next...' section with a 'Lesson Completed' icon and a lock icon.

Completed Screen:

You will notice 3 areas of completion.

1. The large progress bar at the top will indicate 100% completion.
2. The lesson complete icon in green.
3. The lock showing that you have reached the end of the course.

# Regenerating the Continuing Education Certificate on Indiana University's Website

The screenshot shows the LMS dashboard for user 'andrew demo' with 13500 points. The 'Checklists' section is expanded, showing a checklist titled 'Checklist CME Credit For Immunizations from A to Z'. A green box highlights the first item, 'Modules 1 & 2', which has a refresh icon (a circle with a right-pointing arrow) next to it. A green circle with the number '1' is placed over the refresh icon, and another green circle with the number '2' is placed over the item name 'Modules 1 & 2'. The 'Course Progress' section shows 'VFC Provider Annual Training 2022 - Indiana' with 0% progress and 'School Nurse Module (LA)' with 33% progress.

After fully completing the module, the Certificate for Continuing Education can be reprinted from the Indiana University (IU) website by clicking the arrow to the right under the checklist. You will need to again login to the IU website

Once the certificate has been reprinted, you can click the circle next to the module name to remove it from the checklist.



Section 6:  
References & Resources

# The References & Resources Library

Shalimar  
Your Points: 1000

All Media

Indiana Content | Media Type

It's Our Shot, Hoosiers - COVID-19 Resource  
View

Documenting Vaccination in CHIRP  
View

Searching a Patient in CHIRP  
View

Decrementing in CHIRP  
View

MyVaxIndiana Parent/Guardian Instruction Guide  
View

General Fridge-Tag Instructional Video  
Watch

Fridge-Tag Setup Video  
Watch

How to Read Fridge-Tag  
Watch

How to Use Fridge-Tag  
Watch

How to Change Fridge-Tag Date, Time, and Celsius  
Watch

VOMS 2.0 FAQ  
View

Emergency Transport of Refrigerated Vaccines FAQ  
View

This resource contains valuable documents, forms, guidelines, videos, and links to external websites to assist in daily tasks and support training efforts.

# The References & Resources Library

1

2

3

Shalimar Demo  
Your Points: 1000

All Media

Indiana Content

Media Type

IT'S OUR SHOT, HOOSIERS  
COVID-19 VACCINE  
It's Our Shot, Hoosiers - COVID-19 Resource  
View

Documenting Vaccination in CHIRP  
View

Searching a Patient in CHIRP  
View

Decrementing in CHIRP  
View

MyVaxIndiana  
MyVaxIndiana Parent/Guardian Instruction Guide  
View

berlinger  
feel safe  
General Fridge-Tag Instructional Video  
Watch

berlinger  
feel safe  
Fridge-Tag Setup Video  
Watch

berlinger  
feel safe  
How to Read Fridge-Tag  
Watch

berlinger  
feel safe  
How to Use Fridge-Tag  
Watch

berlinger  
feel safe  
How to Change Fridge-Tag Date, Time, and Celsius  
Watch

VOMS  
VOMS 2.0 FAQ  
View

Emergency Transport of Refrigerated Vaccines FAQ  
View

The References & Resources section has three filters to help narrow your focus to only relevant information:

1. Categories divided by section ranging from forms to COVID-19 guidelines.
2. Filter by specific media types like videos or PDFs.
3. Search by resource title.



Please contact [STC TrainingServices@stchome.com](mailto:STC_TrainingServices@stchome.com) for any questions in regard to your INvest LMS courses.



Please contact the Sharon Griffin [sgriffin@isdh.in.gov](mailto:sgriffin@isdh.in.gov) at the Indiana Department of Health Immunization Division for questions on policy.

Please contact Indiana University for any questions regarding your Continuing Education (CE) courses.