

Division of Vital Records June 30, 2021



2020 Terminated Pregnancy Report



Terminated Pregnancy Report

Indiana Department of Health
Division of Vital Records

Kristina M. Box, MD, FACOG
State Health Commissioner

Pam Pontones, MA
Deputy State Health Commissioner
State Epidemiologist

Alpa Mistry, MPH
State Registrar
Director, Division of Vital Records

Report Prepared by:

Nelly Chawla BDS, MPH, CPH
Epidemiologist
Division of Vital Records

Rachel Ragland, MPH
Data Quality Program Director
Division of Vital Records

Acknowledgments:

Maheswari Mariappan, MBBS, MPH
Epidemiologist, Division of Vital Records

Lisa Stoner
Graphic Designer, Office of Public Affairs

EXECUTIVE SUMMARY

The purpose of this report is to present the demographic and medical trends of those who sought to terminate their pregnancies during the 2020 calendar year. Indiana Code 16-34-2 requires that all terminated pregnancies in Indiana be reported to the Indiana Department of Health's (IDOH) Division of Vital Records within 30 days of termination.

KEY FINDINGS

A total of 7,756 terminations were reported in 2020. Of these, 7,372 (95.05%) were for Indiana residents, while 384 (4.95%) were for out-of-state residents.

Number of Terminations Performed in Indiana by Year, 2015-2020		
Year	Total Count	Indiana Resident Count
2015	7,957	7,487
2016	7,280	6,770
2017	7,778	7,172
2018	8,037	7,263
2019	7,637	7,019
2020	7,756	7,372

Weeks of Gestation at Time of Termination, 2020	Count (Percentage)
≤8 weeks	5,258 (67.79%)
9-13 weeks	2,429 (31.32%)
14-20 weeks	43 (0.55%)
≥21 weeks	26 (0.34%)
Total	7,756 (100%)

Procedure Type Used to Terminate Pregnancy, 2020	
Nonsurgical	4,252 (54.82%)
Surgical	3,504 (45.18%)
Total	7,756 (100%)

The average age of a woman who obtained a termination was 31.8 years (SD = 11.91) with a median age of 31.5 years. Almost half of those who sought terminations were white (49.38%) and about a third were black (34.58%). The majority were unmarried (85%), and the majority had at least a high school diploma or GED (91.01%).

More than half (67.79%) of all terminated pregnancies occurred during weeks 6-8 gestation. Non-surgical terminations (54.82%) were reported more frequently than surgical terminations. The county with the highest number of residents who sought terminations in 2020 was Marion County.



TABLE OF CONTENTS

List of Tables and Figures	4
Introduction	5
Methodology	6
Results	
Trends in Indiana	8
Demographic Information of Women Receiving Terminations	11
Age	11
Race and Ethnicity	12
Educational Attainment	13
Marital Status	13
Pregnancy History of Women Receiving Terminations	14
Medical Information of Women Receiving Terminations	16
Gestational Age	16
Procedure Type	17
Procedure Type by Facility	18
Geographic Information of Women Receiving Terminations	19
County of Termination	19
Facilities Performing Terminated Pregnancies	20
County of Residence	21
Map: Terminations by County	22
Limitations	23
Appendix – Gateway Terminated Pregnancy Reporting System	24
References	25



LIST OF TABLES

- Table 1. Terminations among Indiana residents of childbearing age occurring in Indiana, 2015-2020
- Table 2. Terminations among resident and non-resident women in Indiana by month, 2020
- Table 3. Age distribution of women obtaining terminations in Indiana, 2020
- Table 4. Race and Ethnicity of women obtaining terminations in Indiana, 2020
- Table 5. Marital status of women obtaining terminations in Indiana, 2020
- Table 6. Education level of women obtaining terminations in Indiana, 2020
- Table 7. Pregnancy history of women obtaining terminations in Indiana, 2020
- Table 8. Weeks of Gestation at time of termination, 2020
- Table 9. Terminations reported in Indiana by facility, 2020
- Table 10. County of termination, 2020
- Table 11. Facilities performing pregnancy terminations, 2020
- Table 12. Indiana residents receiving terminations in Indiana by county of residence, 2020

LIST OF FIGURES

- Figure 1. Terminations reported in Indiana by year, 2015-2020
- Figure 2. Terminations among Indiana residents, 2015-2020
- Figure 3. Breakdown of non-resident patients seeking terminations in Indiana, 2020
- Figure 4. Terminations among resident and non-resident women in Indiana by month, 2020
- Figure 5. Age distribution of women obtaining terminations in Indiana, 2020
- Figure 6. Ethnicity of women obtaining terminations in Indiana, 2020
- Figure 7. Education level of women obtaining terminations in Indiana, 2020
- Figure 8. Gestational age at time of termination, 2020
- Figure 9. Gestation by type of procedure, 2020
- Figure 10. County of termination, 2020

LIST OF MAPS

- Map 1. Indiana residents receiving terminations in Indiana by county of residence, 2020



INTRODUCTION

A legal induced abortion, as defined by the U.S. Centers for Disease Control and Prevention (CDC), is an intervention performed by a licensed clinician (i.e., a physician under Indiana law) within the limits of state regulations that is intended to terminate a suspected or known ongoing intrauterine pregnancy and does not result in a live birth. ⁽¹⁾ The CDC has collected and disseminated abortion statistics since 1969⁽¹⁾ and annually requests data from throughout the United States, although participation by health agencies is voluntary. The Indiana Department of Health's Division of Vital Records has provided data to CDC since 1973. ⁽²⁾ Such data are primarily used to document the number and characteristics of women obtaining legal induced abortions, which is included in the abortion surveillance report released by the CDC. ⁽³⁾ The most recent Abortion Surveillance Report published by the CDC was for the year 2018.

INDIANA REPORTING REQUIREMENTS

Reports were submitted electronically through the IDOH Terminated Pregnancy Reporting Application (TPR Gateway) [see Appendix: Terminated Pregnancy Reporting System (Gateway)]. Upon submission, reports were reviewed, completed reports were accepted, and incomplete reports were returned to submitting physicians for correction. Termination of Pregnancy and the respective reporting requirements are governed by Indiana Code 16-34-2, ⁽⁴⁾ which can be found [online at the Indiana General Assembly's website](#).



METHODOLOGY

METHODS

Data collected for this report originated in the IDOH TPR Gateway, where each terminated pregnancy report is submitted as mandated under Indiana Code 16-34-2.

This report includes analyses of demographic information provided by patients and medical information collected from reports. Self-reported demographic information collected in the report includes:

- Age
- Marital status
- Education level
- Race and ethnicity
- ZIP code of residence
- County of residence
- State of residence

The patient also provides some medically relevant information, including the number of previous live births of children who are still living, the number of previous live births of children who are now deceased, the number of previous spontaneous terminations (i.e., miscarriages), and the number of previous induced terminations (excluding the termination being reported). Patients are asked to list the years of previous spontaneous and induced terminations, and the date last normal menses began.

Medical information regarding the termination is provided by the physician. This information includes:

- Date of termination
- Completion of pathological exam
- Estimate of the gestational age and post fertilization age
- Method used to estimate or determine gestational age and post fertilization age
- Type of Procedure
- Fetus delivered alive
- Viability of fetus
- Complications of the termination



Other information reported includes the name of the facility, the city or town, and the county where the termination was completed, the physician's full name, address, and signature, and the name and age of the father, if known. Reports do not contain personally identifiable patient information.

Measures

Categorization of data is based on CDC standards. ⁽³⁾ Physicians report both post fertilization and gestation, but the two are calculated differently. Gestational age is approximately two weeks greater than post fertilization age. Indiana Code refers to post fertilization age, but gestational age is more commonly used in epidemiological analyses and will be used throughout this report.

Analytic Procedures

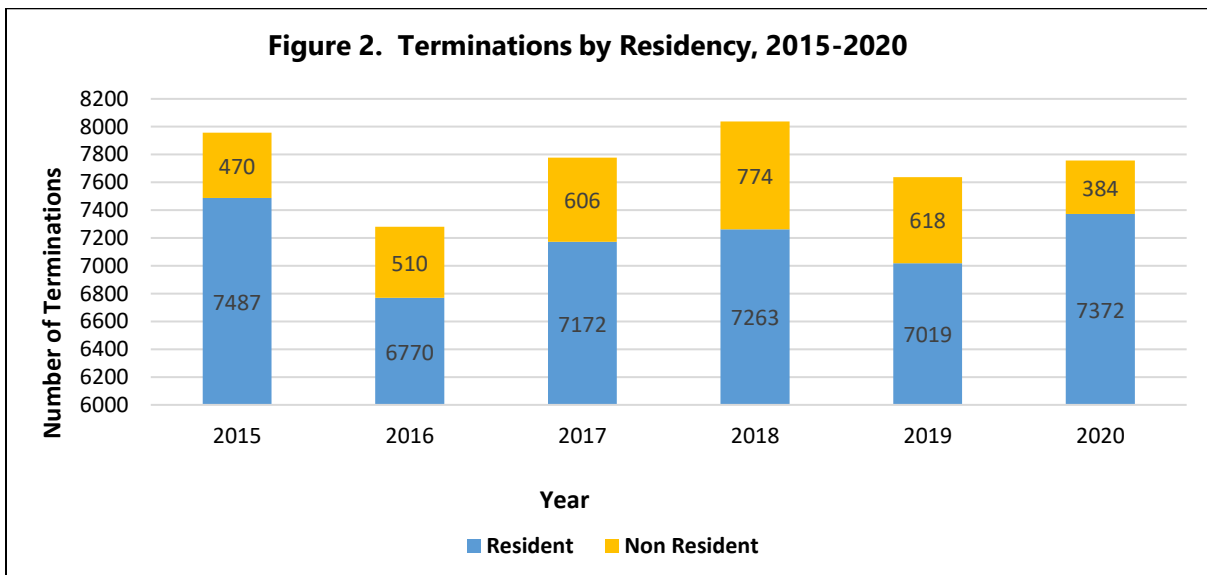
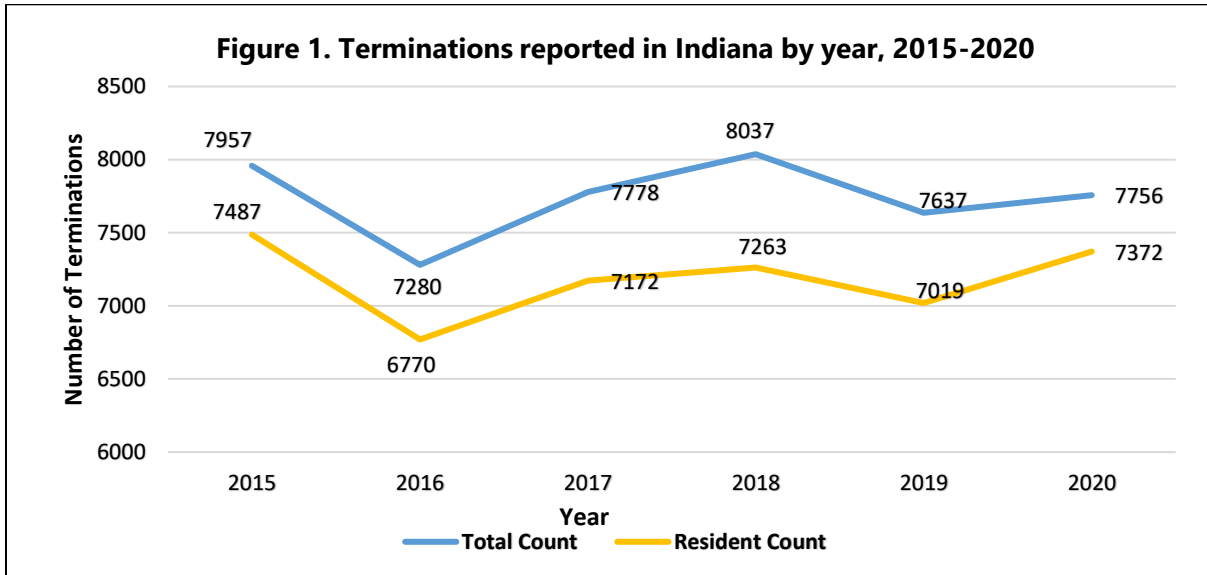
Data were pulled from the TPR Gateway using Structure Query Language (SQL). To ensure data accuracy, the dataset was checked for potential errors and duplicates, using patient identification number and date of termination. SAS Statistical Software 9.4 was used to calculate counts and percentages. Graphs were made using Microsoft Excel. A map of Indiana terminations by county of residence was made using Tableau, version 2020.2.



RESULTS

TRENDS IN INDIANA

During calendar year 2020, providers reported 7,756 terminations to IDOH. Of these, 7,372 (95.05%) were for Indiana residents. Of the 384 who traveled to Indiana to seek termination services, the highest number traveled from Kentucky. Figure 1 and Figure 2 show the number of terminations reported in Indiana by year, indicating total count and the number of terminations among Indiana residents.



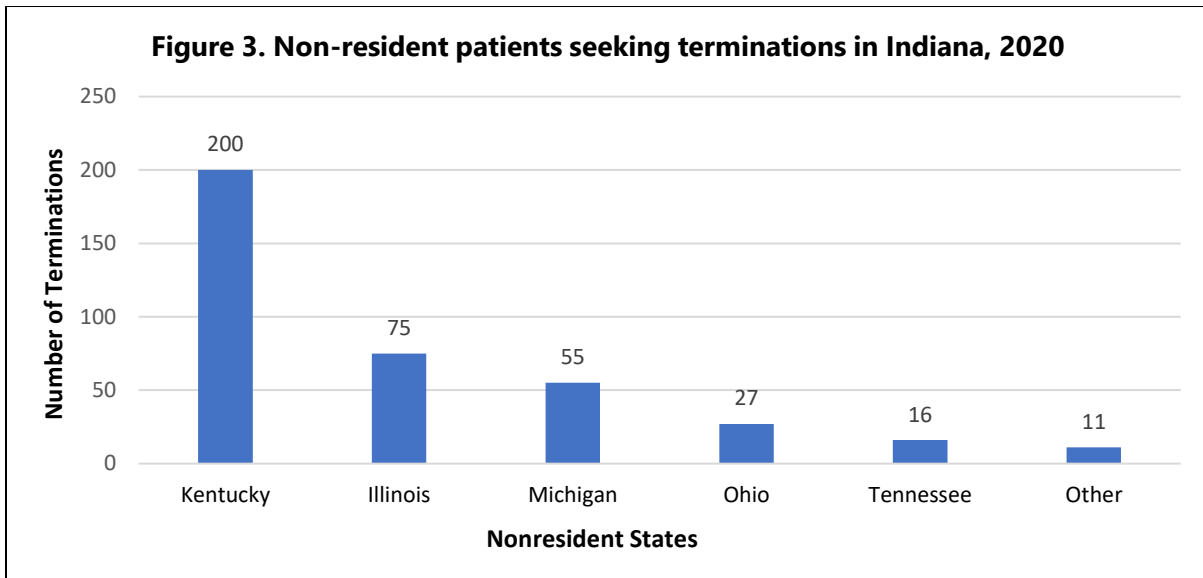


Table 1. Number and rate of reported terminations for Indiana residents of childbearing age occurring in Indiana, 2015-2020

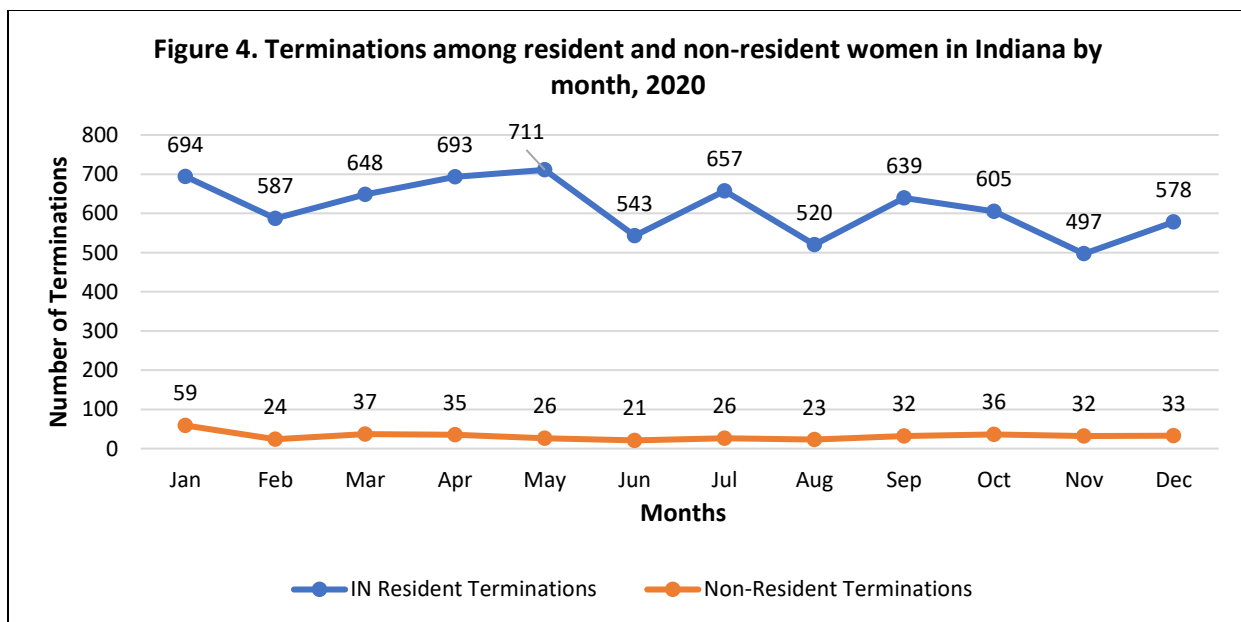
Year	Count	Population Est. [†]	Rate [*]
2015	7,487	1,280,845	5.8
2016	6,770	1,280,642	5.3
2017	7,172	1,281,676	5.6
2018	7,263	1,283,959	5.7
2019	7,019	1,286,913	5.5
2020	7,372	1,289,289	5.7

[†]Population estimates of females aged 15-44 that were Indiana residents during specified year ⁵
^{*}Rate is per 1,000



Table 2 provides a monthly breakdown of the number of terminations among resident and non-resident women who received terminations in Indiana in 2020. Figure 4 shows terminations among resident and nonresident women in Indiana by month.

Table 2. Terminations among resident and non-resident women in Indiana by month, 2020			
Month	Indiana Resident Terminations (n=7,372)	Non-Resident Terminations (n=384)	Total Terminations (n=7,756)
January	694 (9.41%)	59 (15.36%)	753 (9.71%)
February	587 (7.96%)	24 (6.25%)	611 (7.88%)
March	648 (8.79%)	37 (9.6%)	685 (8.83%)
April	693 (9.4%)	35 (9.11%)	728 (9.39%)
May	711 (9.6%)	26 (6.77%)	737 (9.50%)
June	543 (7.4%)	21 (5.47%)	564 (7.27%)
July	657 (8.9%)	26 (6.77%)	683 (8.81%)
August	520 (7.05%)	23 (5.99%)	543 (7.00%)
September	639 (8.67%)	32 (8.33%)	671 (8.65%)
October	605 (8.20%)	36 (9.38%)	641 (8.26%)
November	497 (6.74%)	32 (8.33%)	529 (6.82%)
December	578 (7.84%)	33 (8.59%)	611 (7.88%)



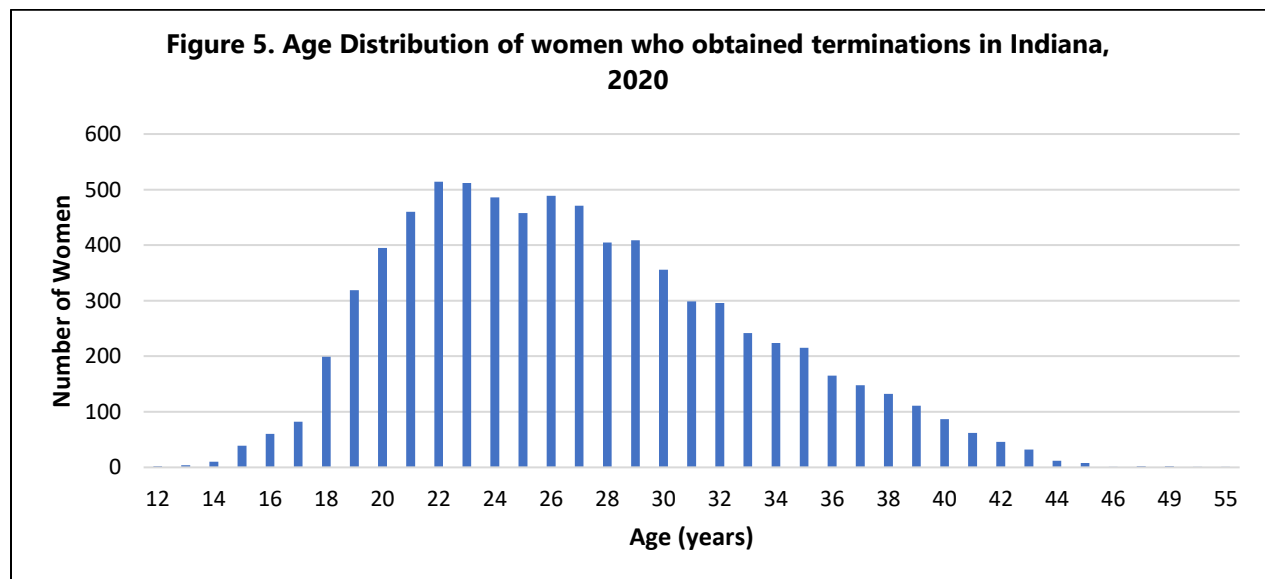
DEMOGRAPHIC INFORMATION OF WOMEN RECEIVING TERMINATIONS

Demographic information collected and analyzed for this report includes age, race, ethnicity, marital status, and education level of the women receiving terminations in Indiana in 2020.

AGE

The age range for women receiving terminations in Indiana in 2020 was 12 to 55 years. The average age of a woman who obtained a termination was 31.8 (SD=11.6) with a median age of 31.5 years. Approximately 59.30% of terminations were performed for women aged 20-29 years. Adolescents, or patients under age 20, accounted for 715 (9.22%) of terminations in Indiana in 2020. Fifty-five (0.71%) of the patients were under 16 years of age.

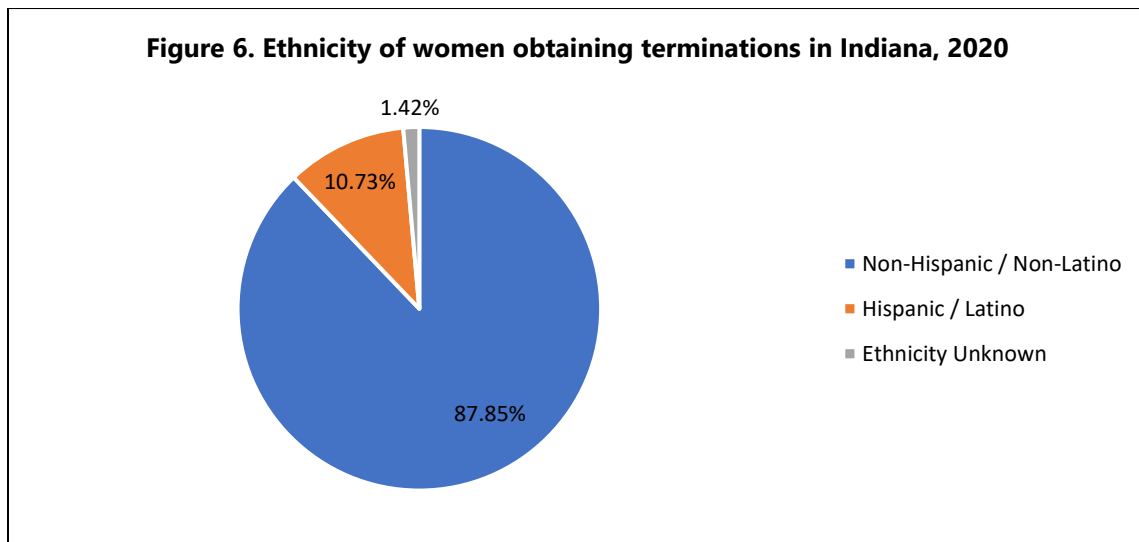
Age, years	Count (%)	Count of Live Births in 2020
< 16	55 (0.71%)	164 (0.21%)
16-17	142 (1.83%)	804 (1.02%)
18-19	518 (6.68%)	3,233 (4.09%)
20-24	2,367 (30.52%)	17,910 (22.65%)
25-29	2,232 (28.78%)	25,280 (31.98%)
30-34	1,417 (18.27%)	20,843 (26.36%)
35-39	771 (9.94%)	8,894 (11.25%)
40-44	239 (3.08%)	1,795 (2.27%)
≥ 45	15 (0.19%)	135 (0.17%)
Total	7,756 (100%)	79,058 (100%)



RACE AND ETHNICITY

Almost half of the women (49.38%) receiving terminations reported their race as white, while slightly more than one-third (34.58%) identified their race as black or African American. Women who identified as Hispanic or Latina accounted for 10.73% of terminations in 2020. Women who marked more than one race checkbox were classified under the multiple race category for this analysis.

Race	Count (%)
White	3,830 (49.38%)
Black / African American	2,682 (34.58%)
Asian	264 (3.40%)
American Indian / Alaska Native	23 (0.29%)
Pacific Islander / Native Hawaiian	13 (0.17%)
Multiple Races	103 (1.33%)
Other	742 (9.57%)
Unknown	99 (1.28%)
Total	7,756 (100%)
Ethnicity	Count (%)
Non-Hispanic / Non-Latino	6,814 (87.85%)
Hispanic / Latino	832 (10.73%)
Ethnicity Unknown	110 (1.42%)
Total	7,756 (100%)



EDUCATIONAL ATTAINMENT AND MARITAL STATUS

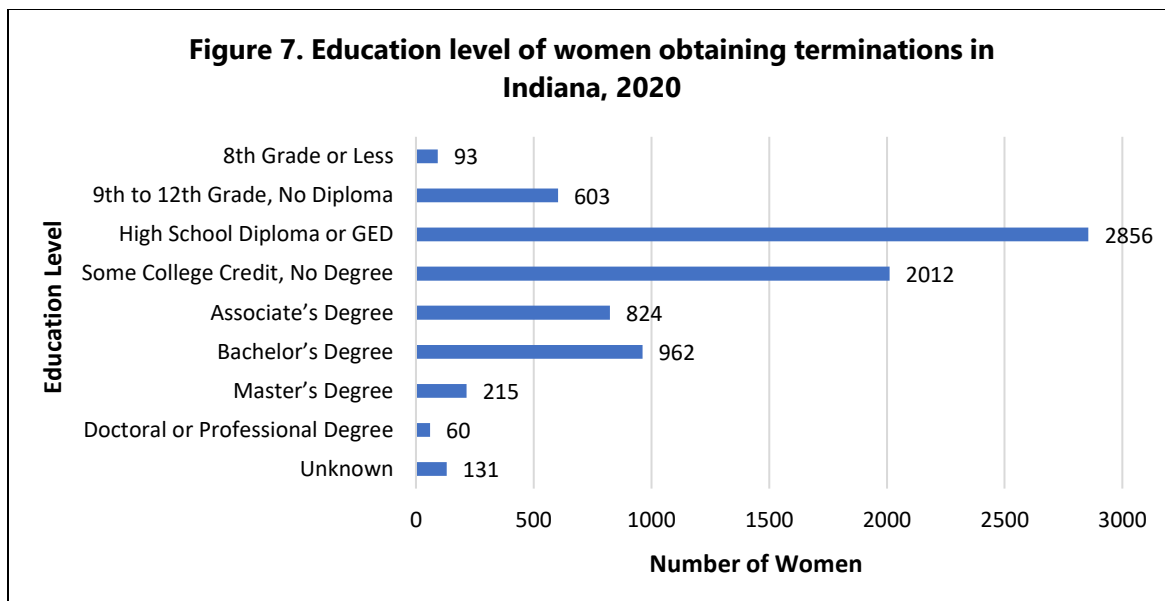
The majority (85%) of women seeking terminations in 2020 were unmarried. Only 1,163 (14.99%) were married at the time they sought an abortion [Table 5].

The large majority (89.32%) of the women who sought terminations had at least a High School Diploma or GED. A smaller percentage, 696 (8.97%), did not have a High School Diploma or GED, although 197 (2.54%) of women seeking termination were school-aged, 12 to 17 years of age [Table 6].

Marital Status	Count (%)
Unmarried	6,593 (85%)
Married	1,163 (15%)
Total	7,756 (100%)

Education Level	Count (%)
8th Grade or Less	93 (1.2%)
9th to 12th Grade, No Diploma	603 (7.77%)
High School Diploma or GED	2,856 (36.82%)
Some College Credit, No Degree	2,012 (25.94%)
Associate degree	824 (10.62%)
Bachelor's Degree	962 (12.4%)
Master's Degree	215 (2.77%)
Doctoral or Professional Degree	60 (0.77%)
Unknown	131 (1.69%)
Total	7,756 (100%)





PREGNANCY HISTORY OF WOMEN RECEIVING TERMINATIONS

The number of previous pregnancies for a patient receiving a termination was calculated by totaling the values reported for previous live births of children still living, previous live births of children now deceased, previous spontaneous terminations (death of the fetus such as miscarriages or fetal deaths), and previous induced terminations.

Of the 7,756 women who had a terminated pregnancy in 2020, 4,847 (62.5%) indicated they previously had a live birth of a child still living, 76 (0.97%) said they previously had a live birth for a child that is now deceased, 2,463 (31.77%) had terminated a previous pregnancy, and 1,428 (18.41%) previously experienced a spontaneous termination.

Table 7. Pregnancy history of women obtaining terminations in Indiana, 2020

Pregnancy History	Count (%)
Previous Live Births Still Living	
0	2,909 (37.51%)
1	1,953 (25.18%)
2	1,621 (20.9%)
≥3	1,273 (16.41%)
Previous Live Births Now Deceased	
0	7,679 (99.02%)
1	67 (0.86%)
2	7 (0.09%)
≥3	2 (0.03%)
Termination History	Count (%)
Previous Spontaneous Terminations	
0	6,327 (81.59%)
1	1,065 (13.73%)
2	240 (3.09 %)
≥3	123 (1.58%)
Previous Induced Terminations	
0	5,292 (68.24%)
1	1,628 (20.99%)
2	572 (7.38%)
≥3	263 (3.39%)

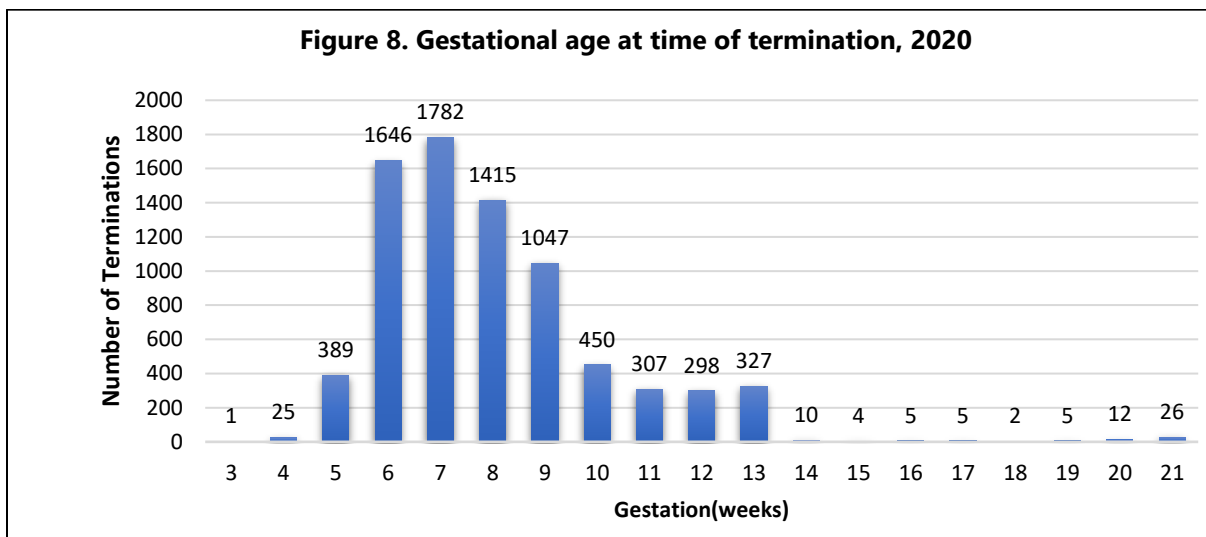


MEDICAL INFORMATION OF WOMEN RECEIVING TERMINATIONS

Medical information analyzed and presented in this report includes the gestational age of the fetus at the time of termination, the procedure used to terminate the pregnancy, and the facility type where the termination occurred.

ESTIMATED GESTATIONAL AGE

Physicians report estimated gestation and post-fertilization age on all reports. Indiana Code requires that post-fertilization age be used as the legal metric for fetal age, whereas gestational age is used for epidemiological analysis. More than two-third (67.79%) of all terminated pregnancies occurred during weeks 6-8 gestation. Terminations at 14 weeks gestation or greater occurred at acute care hospitals.

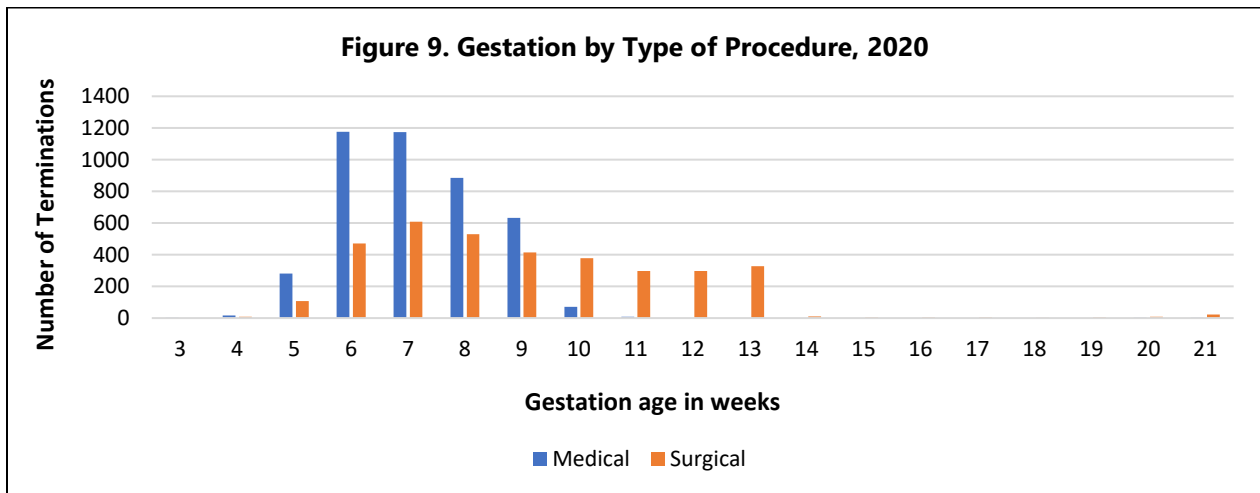


Number of Weeks	Counts (Percentage)
≤8 weeks	5,258 (67.79%)
9-13 weeks	2,429 (99.11%)
14-20 weeks	43 (0.55%)
≥21 weeks	26 (0.34%)

PROCEDURE TYPE

Terminated pregnancies are classified as either medical (nonsurgical) or surgical. Non-surgical procedures were more common than surgical procedures. Mifepristone and Misoprostol were used for all nonsurgical procedures in 2020, accounting for 4,252 (54.82%) of terminations. Surgical procedures accounted for 3,504 (45.18%) of terminations, with suction curettage being most common. Of the 7,756 women who had a terminated pregnancy in 2020, 88 had an unsuccessful first attempt and had to return to the facility for an additional procedure.

This graph shows the reported distribution of terminations by gestational age broken down by type of procedure.



PROCEDURE TYPE BY FACILITY

Table 9 provides the number of terminations performed by each reporting facility in 2020. Medical procedures are those that use Mifepristone and Misoprostol to induce termination. Surgical procedures include suction curettage, menstrual aspiration, D&E, and other to induce termination.

Facility Type	Facility	Medical	Surgical	Total
Abortion Clinic	Planned Parenthood of Merrillville	381 (4.91%)	658 (8.48%)	1,039 (13.40%)
	Planned Parenthood of Lafayette	193 (2.49%)	1 (0.01%)	194 (2.50%)
	Planned Parenthood of Bloomington	386 (4.98%)	378 (4.87%)	764 (9.85%)
	Planned Parenthood of George Town	1,139 (14.69%)	1,168 (15.06%)	2,307 (29.74%)
	Clinic for Women	898 (11.58%)	151 (1.95%)	1,049 (13.53%)
	The Women's Med Center of Indianapolis	880 (11.35%)	1,069 (13.78%)	1,949 (25.13%)
	Whole Women's Health of South Bend	366 (4.72%)	0 (0.00%)	366 (4.72%)
Acute Care Hospital	Sidney & Lois Eskenazi Hospital	2 (0.03%)	49 (0.63%)	51 (0.66%)
	Indiana University Health Methodist Hospital	6 (0.08%)	27 (0.35%)	33 (0.43%)
	Indiana University Health University Hospital	0 (0.00%)	1 (0.01%)	1 (0.01%)
	Indiana University Health Riley Hospital	0 (0.00%)	1 (0.01%)	1 (0.01%)
	Deaconess Women's Hospital	1 (0.01%)	1 (0.01%)	2 (0.03%)
Total		425 (54.82%)	3,504 (45.18%)	7,756 (100%)

Complications

No maternal deaths were reported because of terminated pregnancies in 2020. Of the 7,556 women who had a terminated pregnancy, 88 retained products of an unsuccessful first attempt and had to return to the facility for an additional procedure. Of those, 79 received surgical procedures in their follow-up appointments.



Complication classification included hemorrhage, infection, uterine perforation, cervical laceration, retained products, other (specify), and none. There were 45 patients that had experienced one or more complications because of their procedure.

GEOGRAPHIC INFORMATION OF WOMEN RECEIVING TERMINATIONS

Terminated pregnancy reports include information on the county where the termination was performed and the state and county of the woman’s residence. Indiana has 92 counties, and residents from almost every county received terminations [Table 12]. Because of where clinics and acute care hospitals are located, procedures were performed in only six counties: Lake, Marion, Monroe, St. Joseph, Tippecanoe, and Warrick. Of these, the majority occurred in Marion County, accounting for 69.51% of terminations in Indiana from 2020 [Table 10].

County of Termination	Total Count (%)
Lake	1,039 (13.42%)
Marion	5,391 (69.51%)
Monroe	764 (9.87%)
St. Joseph	366 (4.57%)
Tippecanoe	194 (2.51%)
Warrick	2 (0.03%)
Total	7,756 (100%)

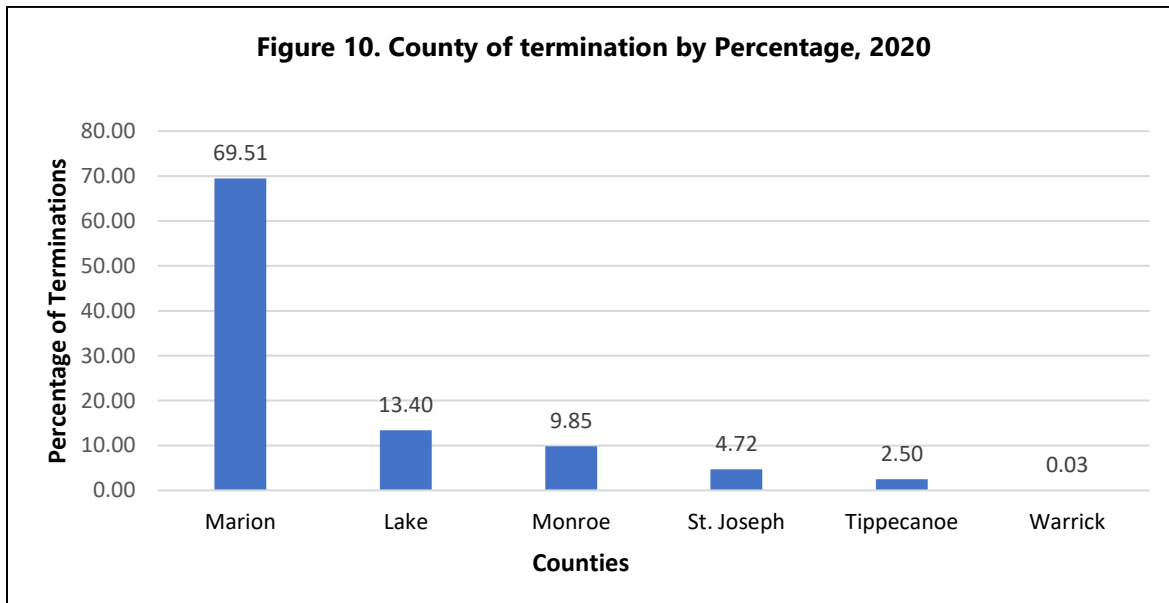


Table 11 shows a per-facility breakdown of the facilities where terminations were performed in 2020.

Table 11. Facilities where reported terminations occurred, 2020				
Facility Type	Facility	County	Total Count (%)	IN Resident Count (%)
Abortion Clinic	Planned Parenthood of Merrillville	Lake	1,039 (13.40%)	966 (13.10%)
	Planned Parenthood of Lafayette	Tippecanoe	194 (2.50%)	190 (2.58%)
	Planned Parenthood of Bloomington	Monroe	764 (9.85%)	627 (8.51%)
	Planned Parenthood of Indianapolis (Georgetown)	Marion	2,307 (29.74%)	2,224 (30.17%)
	Clinic for Women	Marion	1,049 (15.78%)	1,040 (14.11%)
	The Women's Med Center of Indianapolis	Marion	1,949 (25.13%)	1,914 (25.96%)
	Whole Women's Health of South Bend	St. Joseph	366 (4.72%)	326 (4.42%)
Acute Care Hospital	Sidney & Lois Eskenazi Hospital	Marion	51 (0.66%)	49 (0.66%)
	Indiana University Health Methodist Hospital	Marion	33 (0.43%)	33 (0.45%)
	Indiana University Health University Hospital	Marion	1 (0.01%)	1 (0.01%)
	Indiana University Riley Hospital	Marion	1 (0.01%)	1 (0.01%)
	Deaconess Women's Hospital	Warrick	2 (0.03%)	1 (0.01%)
Total			7,756	7,372



COUNTY OF RESIDENCE

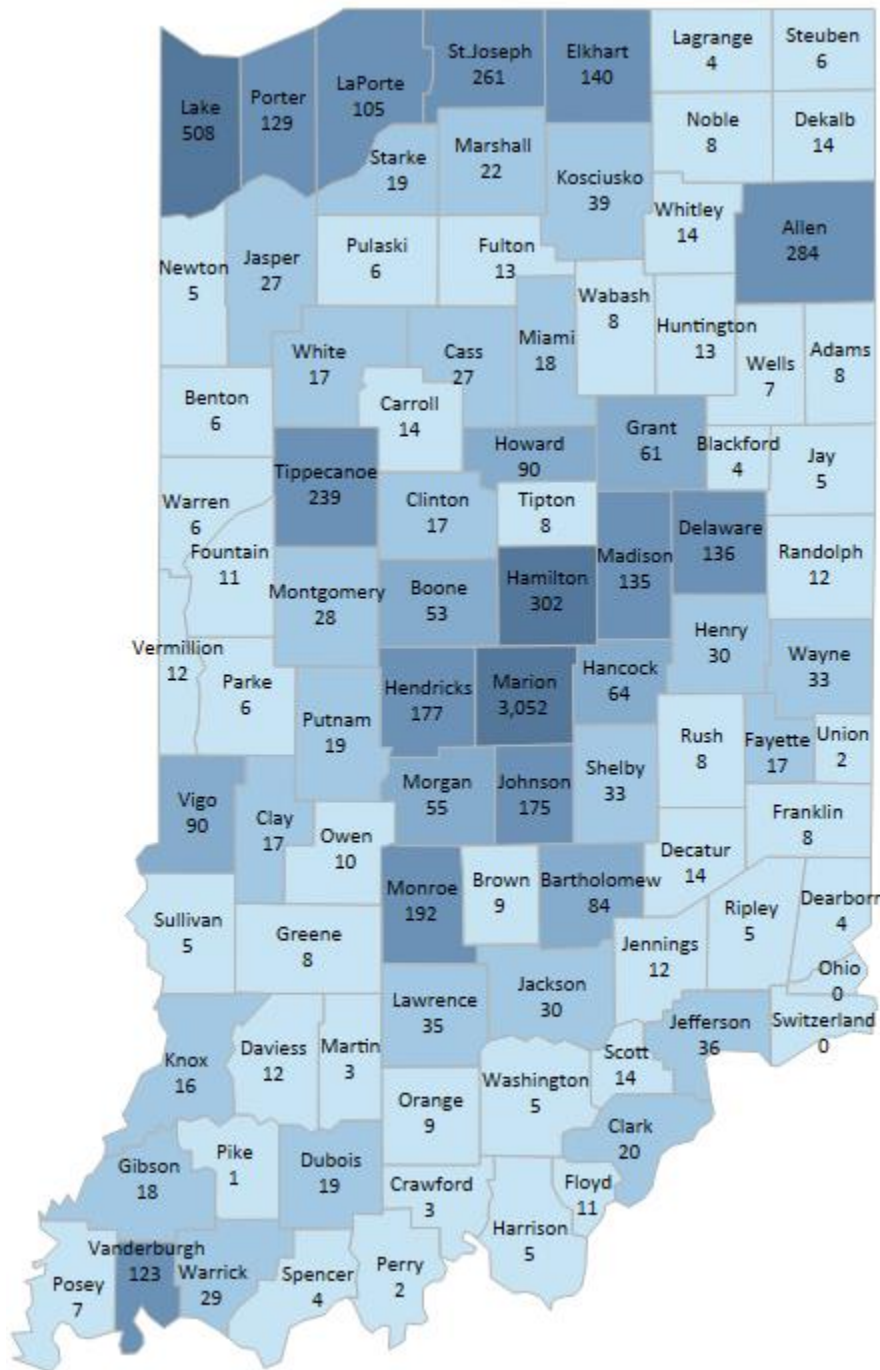
A total of 7,756 terminations were performed in Indiana in 2020, with 7,372 of those terminations received by Indiana residents. Table 12 shows the number of terminations by patient county of residence.

Table 12. Number of Indiana residents receiving terminations in Indiana by county of residence, 2020

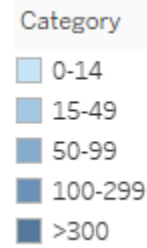
County of Residence	Count	County of Residence	Count	County of Residence	Count
Adams	8	Hendricks	177	Pike	1
Allen	284	Henry	30	Porter	129
Bartholomew	84	Howard	90	Posey	7
Benton	6	Huntington	13	Pulaski	6
Blackford	4	Jackson	30	Putnam	19
Boone	53	Jasper	27	Randolph	12
Brown	9	Jay	5	Ripley	5
Carroll	14	Jefferson	36	Rush	8
Cass	27	Jennings	12	Scott	14
Clark	20	Johnson	175	Shelby	33
Clay	17	Knox	16	Spencer	4
Clinton	17	Kosciusko	39	St. Joseph	261
Crawford	3	LaGrange	4	Starke	19
Daviess	12	Lake	508	Steuben	6
De Kalb	14	LaPorte	105	Sullivan	5
Dearborn	4	Lawrence	35	Switzerland	0
Decatur	14	Madison	135	Tippecanoe	239
Delaware	136	Marion	3,052	Tipton	8
Dubois	19	Marshall	22	Union	2
Elkhart	140	Martin	3	Vanderburgh	123
Fayette	17	Miami	18	Vermillion	12
Floyd	11	Monroe	192	Vigo	90
Fountain	11	Montgomery	28	Wabash	8
Franklin	8	Morgan	55	Warren	6
Fulton	13	Newton	5	Warrick	29
Gibson	18	Noble	8	Washington	5
Grant	61	Ohio	0	Wayne	33
Greene	8	Orange	9	Wells	7
Hamilton	302	Owen	10	White	17
Hancock	64	Parke	6	Whitley	14
Harrison	5	Perry	2	Total	7,372



Map 1: Terminations of Pregnancy by County



Indiana Residents receiving terminations in Indiana by county of residence, 2020



We grouped terminated pregnancy into five different categories based on the counts. Graded Color is based on the categories of terminated pregnancies.

LIMITATIONS

This report has some limitations. Demographic and pregnancy history are reported by the patients, so the information is subject to bias, or error. Additionally, patients who required a second procedure to complete the termination may have reported the second procedure as a new record or visited a different facility to complete the procedure; either scenario would lead to a false increase in the number of terminations reported to the IDOH. The number could also be falsely inflated if a patient had an incomplete procedure but ultimately chose to give birth because the reported termination would have been incomplete. Finally, the analyzed data has been taken only from reported terminated pregnancies, and thus necessarily excludes data for terminations that may have occurred but were not reported.



APPENDIX: TERMINATED PREGNANCY REPORTING SYSTEM (GATEWAY)

IVER - Terminated Pregnancy
submit | save | cancel

Facility *

If the facility name or address are incorrect, please contact the Electronic Registrar Helpdesk at 317-233-7889.

Patient's Age

Married

Yes No

Date of Termination *

[calendar icon]

Education

Race

American Indian or Alaska Native Asian Black or African American

Native Hawaiian or Pacific Islander White Other

Unknown

Ethnicity

Hispanic or Latino

Not Hispanic or Latino

Unknown

Live Births

Number now living:

Number now deceased:

Other Terminations

Spontaneous Terminations:

Induced Terminations:

Previous Termination Dates

1) <input style="width: 20px;" type="text"/> / <input style="width: 20px;" type="text"/> / <input style="width: 20px;" type="text"/>	3) <input style="width: 20px;" type="text"/> / <input style="width: 20px;" type="text"/> / <input style="width: 20px;" type="text"/>	5) <input style="width: 20px;" type="text"/> / <input style="width: 20px;" type="text"/> / <input style="width: 20px;" type="text"/>	<input type="checkbox"/> Unknown
2) <input style="width: 20px;" type="text"/> / <input style="width: 20px;" type="text"/> / <input style="width: 20px;" type="text"/>	4) <input style="width: 20px;" type="text"/> / <input style="width: 20px;" type="text"/> / <input style="width: 20px;" type="text"/>	6) <input style="width: 20px;" type="text"/> / <input style="width: 20px;" type="text"/> / <input style="width: 20px;" type="text"/>	<input type="checkbox"/> Unknown

Fetus delivered alive?

Yes No

Fetus viable?

Yes No

Pathological exam?

Yes No

Type of Termination Procedure:

Procedure that Terminated Pregnancy:

Additional Procedure used for this Termination:

List any preexisting medical conditions that may complicate the abortion

Complication(s) of Termination (check all that apply)

None Uterine Perforation

Hemorrhage Cervical Laceration

Infection Retained Products

Other

Did this termination of pregnancy result in a maternal death?

Yes No

Date last normal menses began

[calendar icon]

Physician estimate of gestation

(in weeks)

Postfertilization age of the fetus

(in weeks)

How were the gestational age and postfertilization age determined?

Was a waiver of consent obtained?

Yes No

Was a waiver of notification obtained?

Yes No

Is the patient seeking an abortion as a result of being any of the following? (check all that apply) Abused Coerced Harassed Trafficked

Physician *

Address

Patient

Identification Number:

State of Residence:

County of Residence:

Zip Code:

Father

Name:

Age: Approximate

Date Submitted:



REFERENCES

- 1) Abortion | Data and Statistics | Reproductive Health | CDC. (n.d.). Retrieved from https://www.cdc.gov/reproductivehealth/data_stats/abortion.htm
- 2) CDC Division of Reproductive Health Inquiry. Inquiry submitted 15 Apr 2015. Response received 29 Apr 2015.
- 3) MMWR. Surveillance summaries: Morbidity and mortality weekly report. Surveillance summaries
https://stacks.cdc.gov/gsearch?related_series=MMWR.%20Surveillance%20summaries%20%3A%20Morbidity%20and%20mortality%20weekly%20report.%20Surveillance%20summaries%20
- 4) Indiana Code. Accessed online at <http://iga.in.gov/legislative/laws/2020/ic/titles/016#16-34>
- 5) Population Projections, United States, 2004 - 2030, by state, age and sex, on CDC WONDER Online Database, September 2005. Accessed at <http://wonder.cdc.gov/population-projections.html>

