



CAMP INDIANA SPRING 2021

BROWN COUNTY STATE PARK

Brown County State Park is the largest of Indiana's 24 state parks. Opening in 1929, the park has been home to some of the best fall colors in the state. The park has the nickname "Little Smokies" because people compare it to the Great Smoky Mountains.

The park was created as a part of a 1927 legislation by the Indiana General Assembly that allowed county commissioners to donate land to establish state parks. The Brown County commissioners donated 1,129 acres of land to become a park. The park grew in 1941 with the unification of the Brown County Game Preserve and the state park. The whole area was designated as a nature preserve.

Much like some of the other state parks in Indiana, the Civilian Conservation Corps (CCC) were important in developing the area into what we know today. The CCC was a program created by president FDR to provide jobs to the American people suffering from the Great Depression. In 1933, eleven CCC groups were sent to the park.

Each group had 200 members, so that was 2,200 people working on various things around the park. Workers created trails, bridges, roads, water supplies, and worked on the construction of shelters and other park buildings. One major thing CCC members worked on was prevent erosion by planting more trees such as walnut, pine, and spruce.


























In 1932, the lodge at the park was dedicated to Frank McKinney Hubbard. Hubbard was a resident of Indianapolis, but that didn't stop him from visiting the park any chance he got. He was a well known cartoonist and humorist who created cartoons to be in the Indianapolis News. The Abe Martin Lodge was named after one of Hubbard's most popular characters, and is the main loddging at the park. The main lodge has 30 guest rooms, a restaurant, and an indoor waterpark was recently added.



artful
parent

NATURE

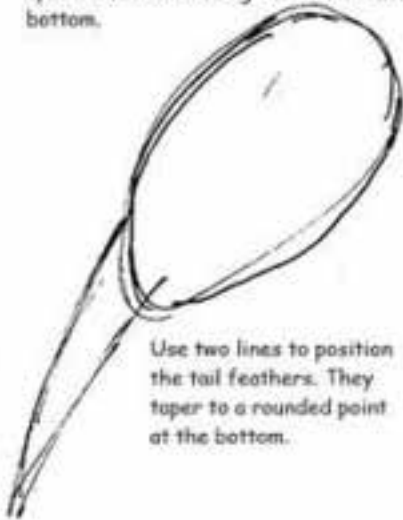
SCAVENGER HUNT

FEATHER 	ANT 	BUTTERFLY 	BETLE 	MOSS 
NEST 	SNAIL 	FERN 	COLORFUL ROCK 	BEE 
BIRD 	FLOWER 	SOMETHING FUZZY 	SOMETHING PURPLE 	SOMETHING ROUND 
FLAT ROCK 	Y-SHAPED BRANCH 	SEED POD 	WORM 	CATERPILLAR 
PINE NEEDLES 	ACORN 	PINECONE 	ANIMAL TRACKS 	SOMETHING BLUE 

HOW TO DRAW A CARDINAL BIRD WORKSHEET

Start by drawing lightly so you can erase later.

The body is like an oval or a teardrop shape upside down with a slight tilt to the left at the bottom.

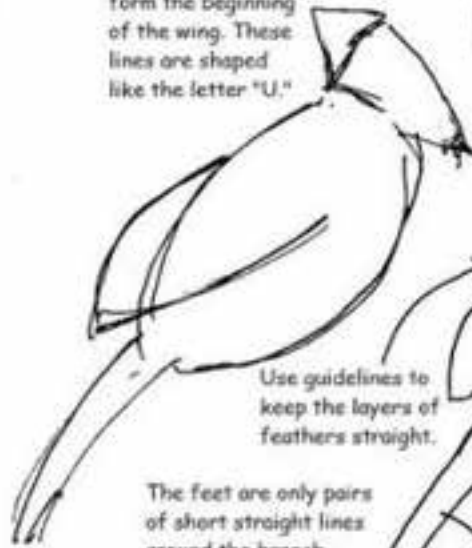


Use two lines to position the tail feathers. They taper to a rounded point at the bottom.

The basic shape of the head and beak are like two triangles, one pointing forward and down and one pointing backward and up.

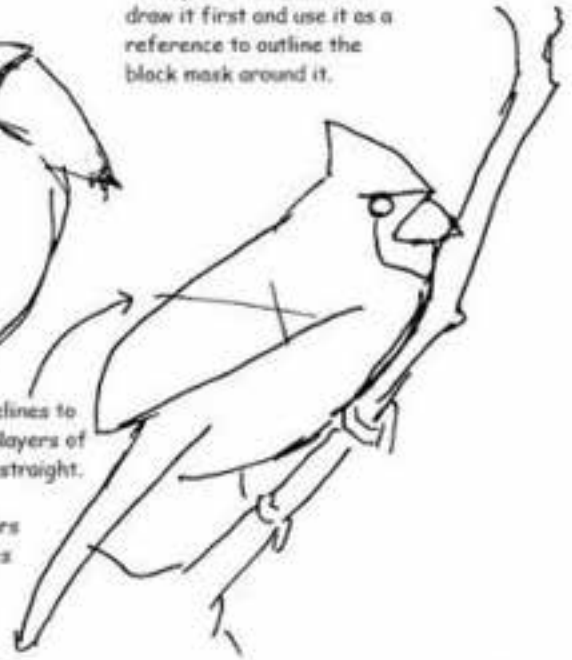
Use two lines to form the beginning of the wing. These lines are shaped like the letter "U."

The eye is in the middle, draw it first and use it as a reference to outline the black mask around it.



Use guidelines to keep the layers of feathers straight.

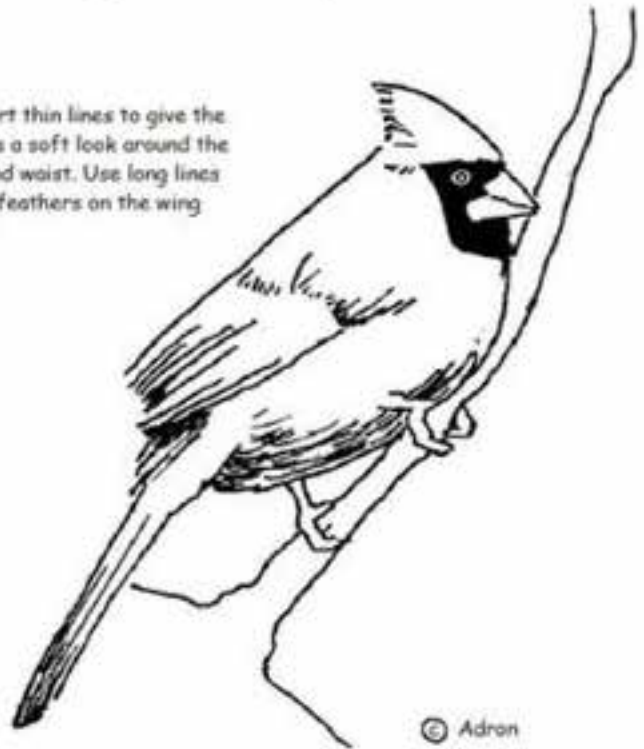
The feet are only pairs of short straight lines around the branch.



Erase the extra lines and add details like feathers.



Use short thin lines to give the feathers a soft look around the chest and waist. Use long lines for the feathers on the wing and tail.



© Adron

If you work in color this can be a beautiful picture; use red for the bird. Put blues and greens in the background.