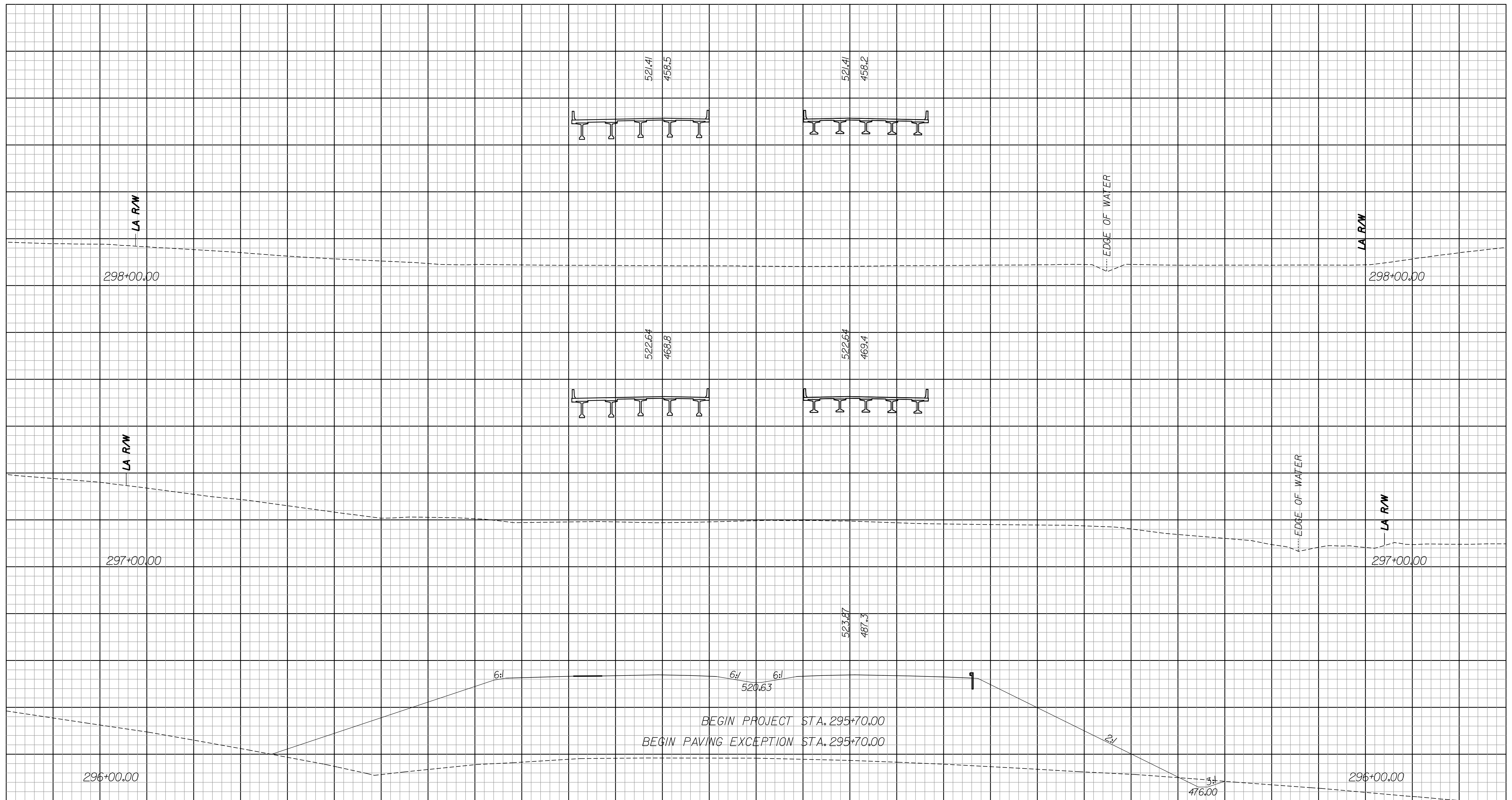


320 300 280 260 240 220 200 180 160 140 120 100 80 60 40 20 0 20 40 60 80 100 120 140 160 180 200 220 240 260 280 300



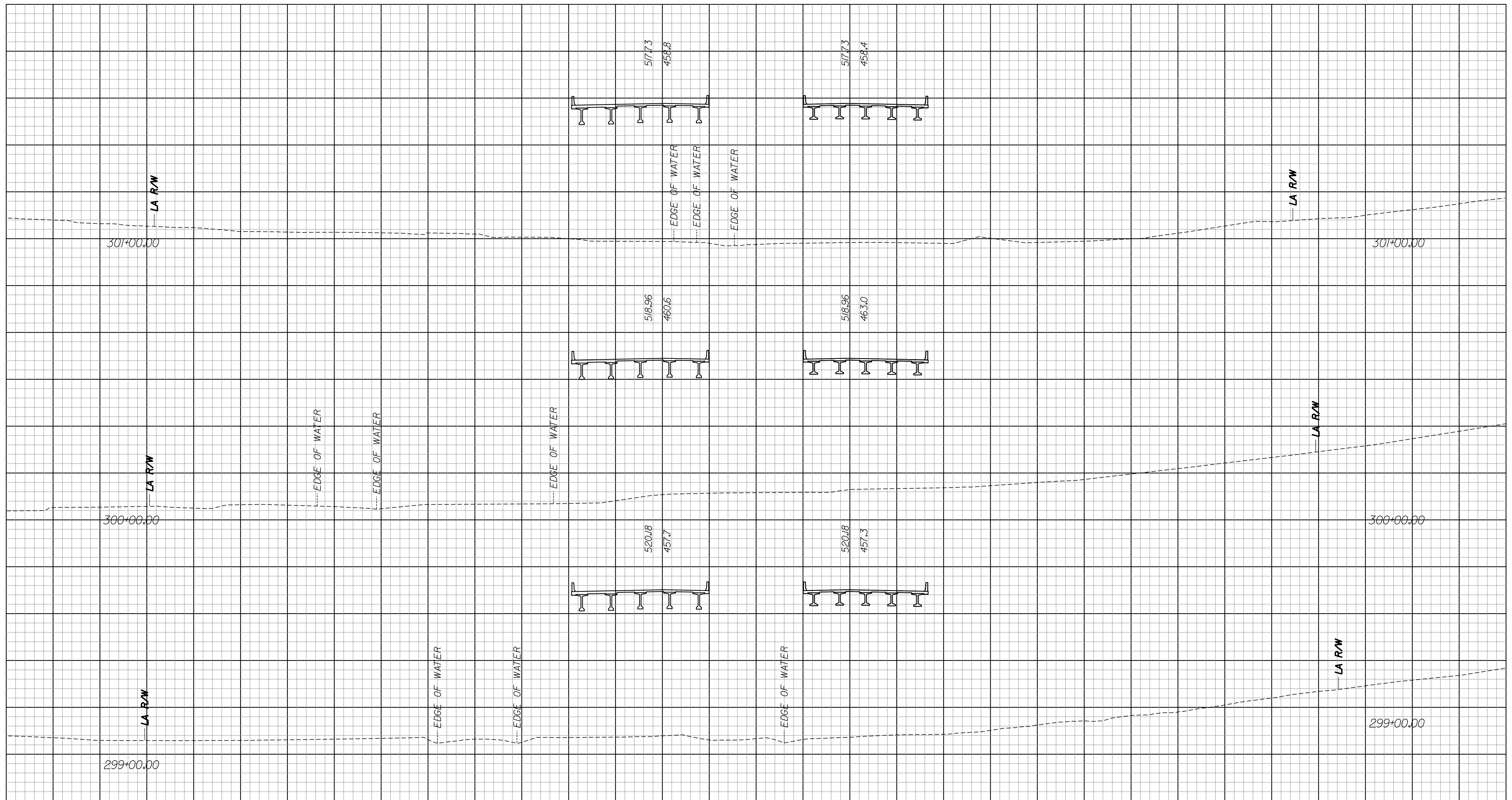
BEGIN PROJECT STA. 295+70.00
 BEGIN PAVING EXCEPTION STA. 295+70.00

320 300 280 260 240 220 200 180 160 140 120 100 80 60 40 20 0 20 40 60 80 100 120 140 160 180 200 220 240 260 280 300

12/21/2011 2:06:58 PM
 C:\temp\dms07439\CrsLAD01.dgn

RECOMMENDED FOR APPROVAL _____ DESIGN ENGINEER DATE	INDIANA DEPARTMENT OF TRANSPORTATION		HORIZONTAL SCALE 1" = 20'	BRIDGE FILE
	DESIGNED: AMH CHECKED: JLC	DRAWN: AMH CHECKED: JMM	CROSS SECTIONS LINE "A" STA. 295+70.00 TO 298+00.00	
			SURVEY BOOK	DWG. NO. XS-1
			CONTRACT	SHEET NO. 18 of 43 PROJECT 0810243

320 300 280 260 240 220 200 180 160 140 120 100 80 60 40 20 0 20 40 60 80 100 120 140 160 180 200 220 240 260 280 300

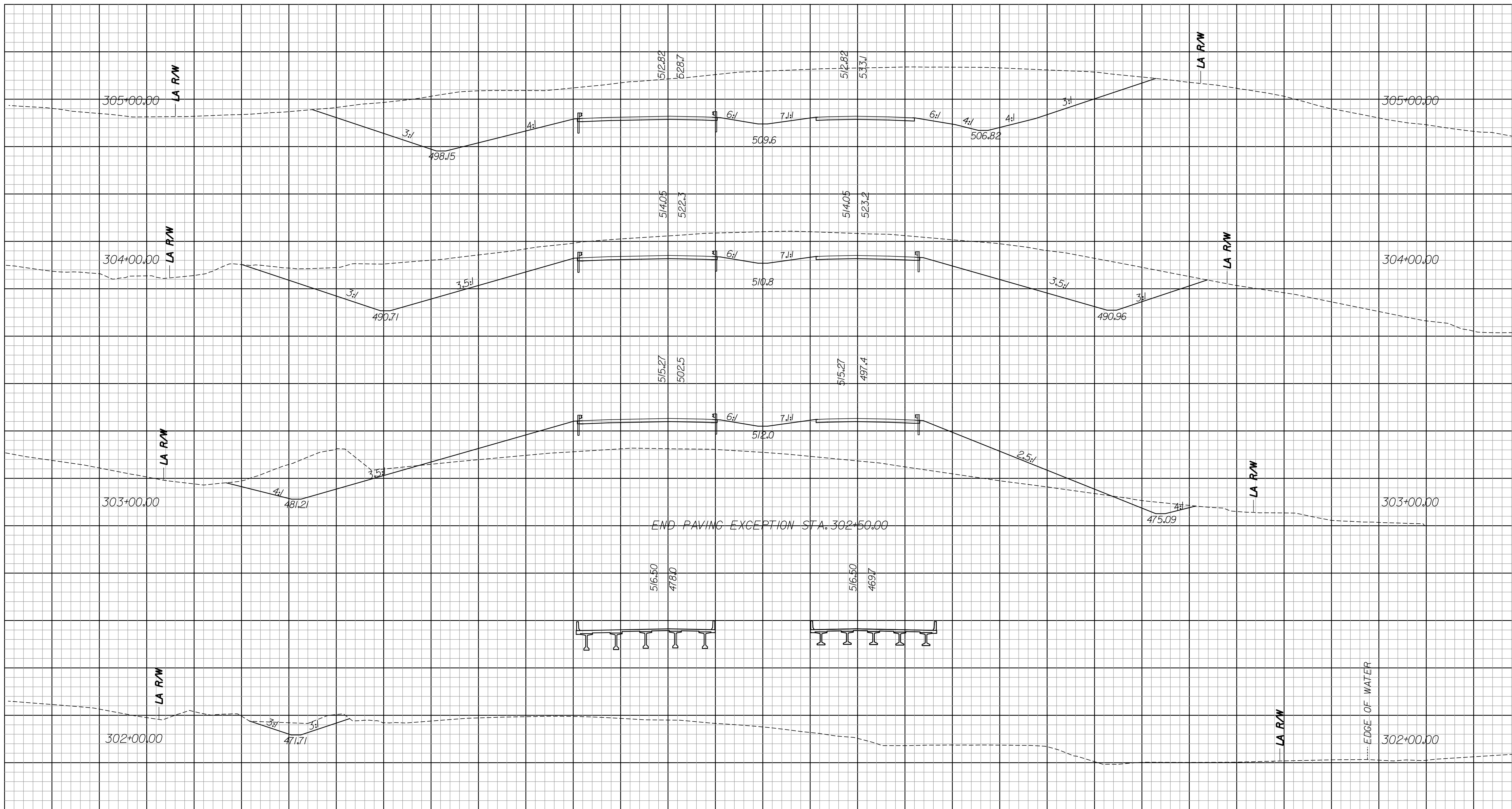


320 300 280 260 240 220 200 180 160 140 120 100 80 60 40 20 0 20 40 60 80 100 120 140 160 180 200 220 240 260 280 300

12/21/2011 2:07:57 PM
 C:\temp\dms07439\CrsL4001.dgn

RECOMMENDED FOR APPROVAL _____ DESIGN ENGINEER DATE	INDIANA DEPARTMENT OF TRANSPORTATION		HORIZONTAL SCALE 1" = 20'	BRIDGE FILE
	DESIGNED: AMH CHECKED: JLC	DRAWN: AMH CHECKED: JMM	CROSS SECTIONS LINE "A" STA. 299+00.00 TO 301+00.00	
			VERTICAL SCALE 1" = 20'	DESIGNATION 0810243
			SURVEY BOOK	DWG. NO. XS-2 SHEET NO. 19 of 43
			CONTRACT	PROJECT 0810243

320 300 280 260 240 220 200 180 160 140 120 100 80 60 40 20 0 20 40 60 80 100 120 140 160 180 200 220 240 260 280 300

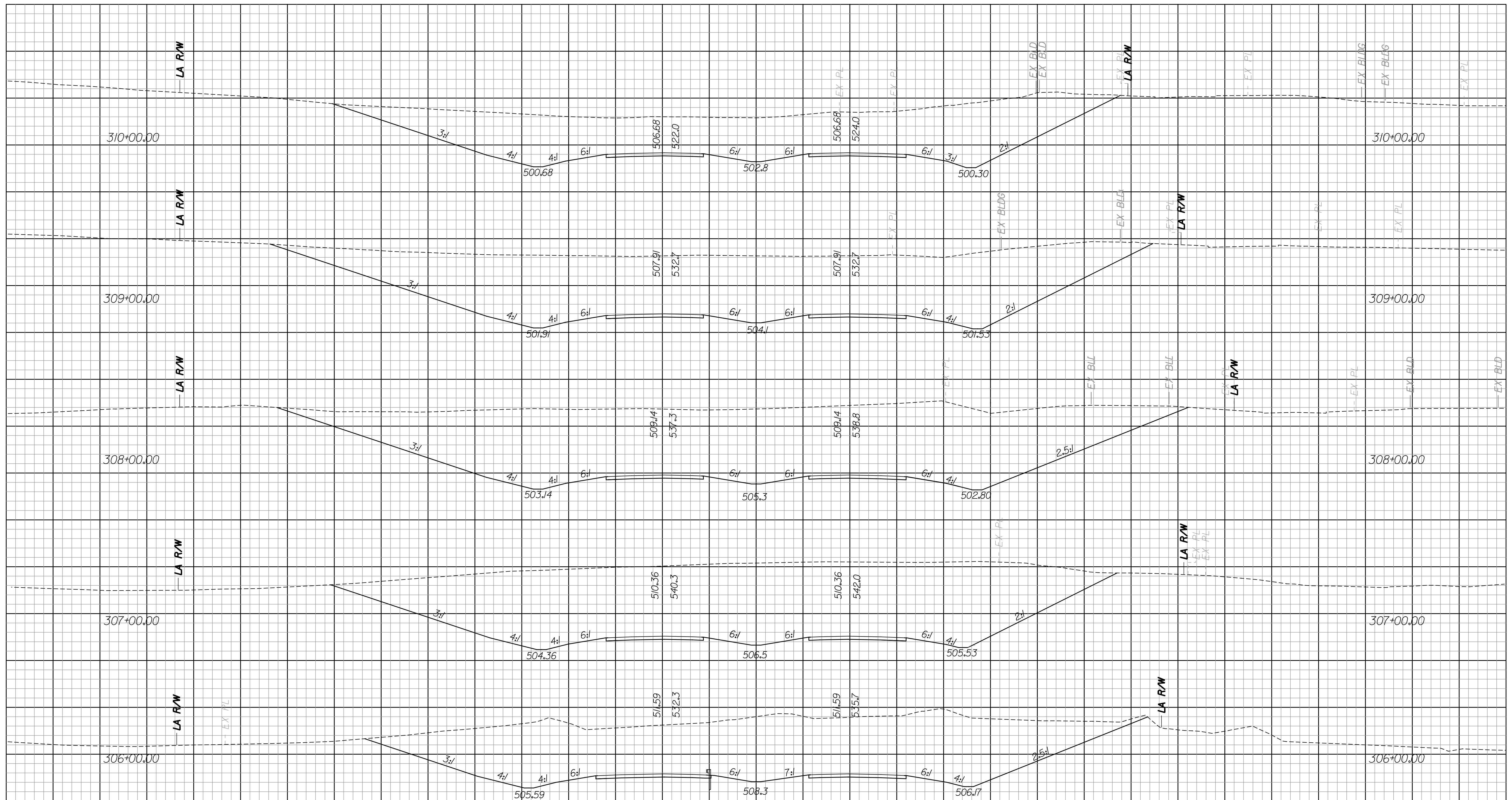


320 300 280 260 240 220 200 180 160 140 120 100 80 60 40 20 0 20 40 60 80 100 120 140 160 180 200 220 240 260 280 300

12/21/2011 2:07:31 PM
 C:\Temp\dms07439\CrsLADD1.dgn

RECOMMENDED FOR APPROVAL _____ DESIGN ENGINEER DATE	INDIANA DEPARTMENT OF TRANSPORTATION		HORIZONTAL SCALE 1" = 20'	BRIDGE FILE
	DESIGNED: AMH CHECKED: JLC	DRAWN: AMH CHECKED: JMM	CROSS SECTIONS LINE "A" STA. 302+00.00 TO 305+00.00	
			SURVEY BOOK	DWG. NO. XS-3
			CONTRACT	SHEET NO. 20 of 43
			PROJECT 0810243	

320 300 280 260 240 220 200 180 160 140 120 100 80 60 40 20 0 20 40 60 80 100 120 140 160 180 200 220 240 260 280 300

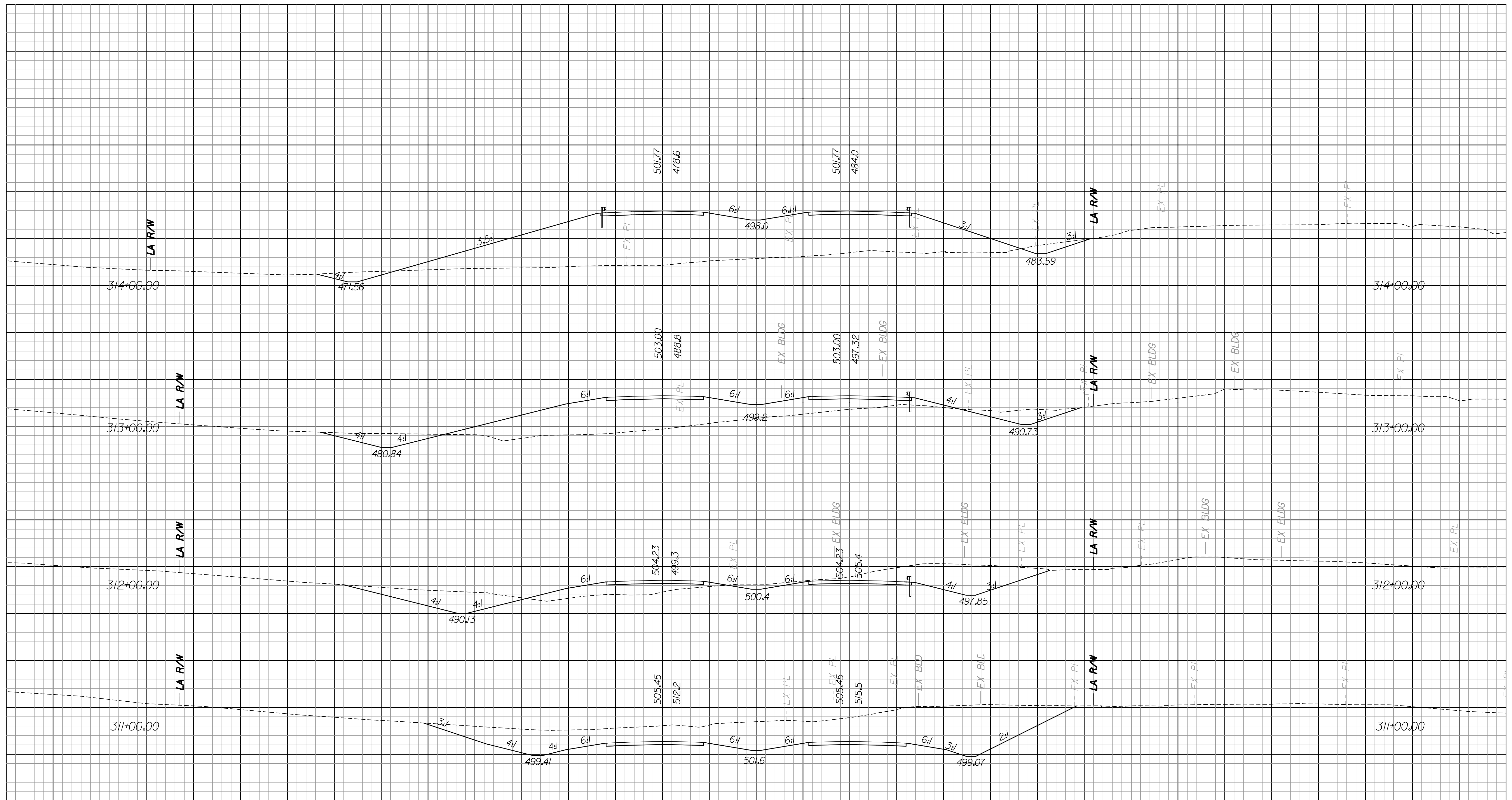


320 300 280 260 240 220 200 180 160 140 120 100 80 60 40 20 0 20 40 60 80 100 120 140 160 180 200 220 240 260 280 300

12/21/2011 2:07:55 PM
 C:\temp\dms07439\Crs\A001.dgn

	RECOMMENDED FOR APPROVAL _____	DESIGN ENGINEER _____	DATE _____	INDIANA DEPARTMENT OF TRANSPORTATION			HORIZONTAL SCALE 1" = 20'	BRIDGE FILE	
	DESIGNED: AMH	DRAWN: AMH			CROSS SECTIONS LINE "A" STA. 306+00.00 TO 310+00.00			VERTICAL SCALE 1" = 20'	DESIGNATION OB10243
CHECKED: JLC	CHECKED: JMM						SURVEY BOOK	DWG. NO. XS-4	SHEET NO. 21 of 43
							CONTRACT	PROJECT OB10243	

320 300 280 260 240 220 200 180 160 140 120 100 80 60 40 20 0 20 40 60 80 100 120 140 160 180 200 220 240 260 280 300

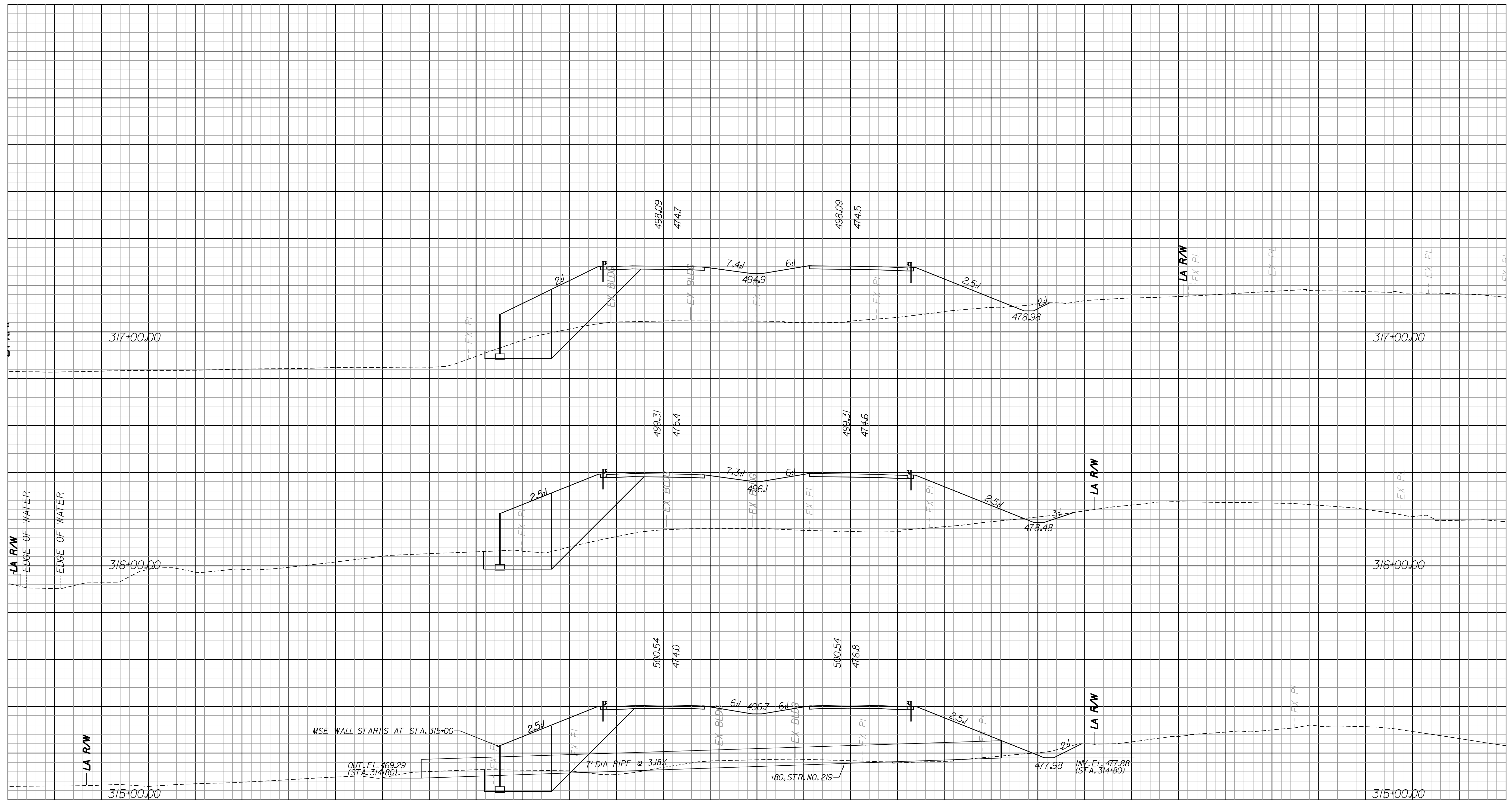


320 300 280 260 240 220 200 180 160 140 120 100 80 60 40 20 0 20 40 60 80 100 120 140 160 180 200 220 240 260 280 300

12/21/2011 2:08:09 PM
 C:\temp\dms07439\CrsLAD01.dgn

RECOMMENDED FOR APPROVAL _____ DESIGN ENGINEER DATE	INDIANA DEPARTMENT OF TRANSPORTATION		HORIZONTAL SCALE 1" = 20'	BRIDGE FILE
	DESIGNED: AMH CHECKED: JLC	DRAWN: AMH CHECKED: JMM	CROSS SECTIONS LINE "A" STA. 311+00.00 TO 314+00.00	
		VERTICAL SCALE 1" = 20'		DESIGNATION OB10243
		SURVEY BOOK	DWG. NO. XS-5	SHEET NO. 22 of 43
		CONTRACT	PROJECT OB10243	

320 300 280 260 240 220 200 180 160 140 120 100 80 60 40 20 0 20 40 60 80 100 120 140 160 180 200 220 240 260 280 300

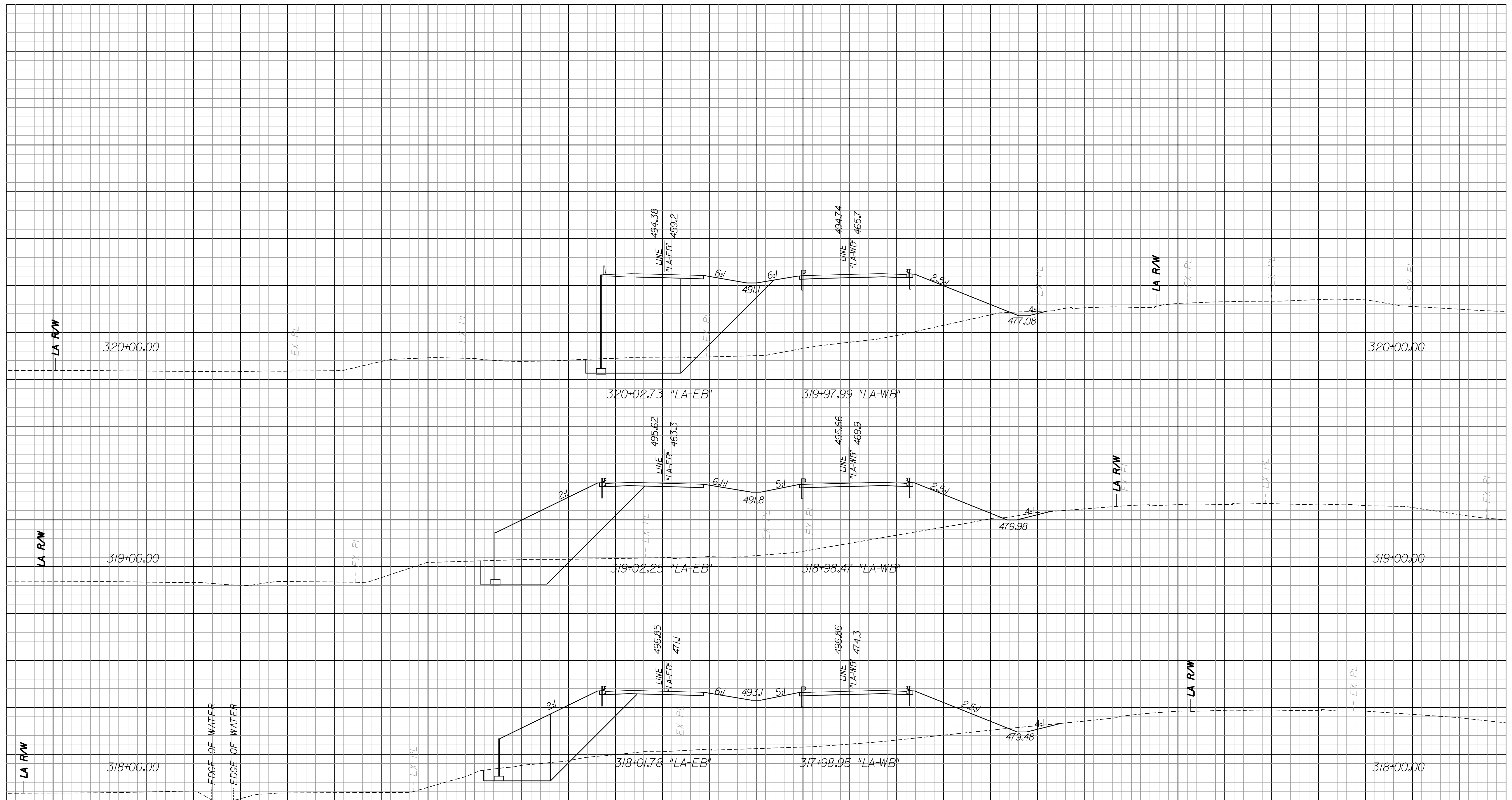


320 300 280 260 240 220 200 180 160 140 120 100 80 60 40 20 0 20 40 60 80 100 120 140 160 180 200 220 240 260 280 300

12/21/2011 2:22:06 PM
 C:\temp\dms07439\Crs\A001.dgn

	RECOMMENDED FOR APPROVAL _____ DESIGN ENGINEER DATE	INDIANA DEPARTMENT OF TRANSPORTATION	HORIZONTAL SCALE 1" = 20' VERTICAL SCALE 1" = 20'	BRIDGE FILE DESIGNATION 0810243
DESIGNED: AMH CHECKED: JLC	DRAWN: AMH CHECKED: JMM	CROSS SECTIONS LINE "A" STA. 315+00.00 TO 317+00.00	SURVEY BOOK CONTRACT	DWG. NO. XS-6 SHEET NO. 23 of 43 PROJECT 0810243

320 300 280 260 240 220 200 180 160 140 120 100 80 60 40 20 0 20 40 60 80 100 120 140 160 180 200 220 240 260 280 300



320 300 280 260 240 220 200 180 160 140 120 100 80 60 40 20 0 20 40 60 80 100 120 140 160 180 200 220 240 260 280 300

12/21/2011 2:08:49 PM
 C:\temp\dms07439\CrsLADD1.dgn

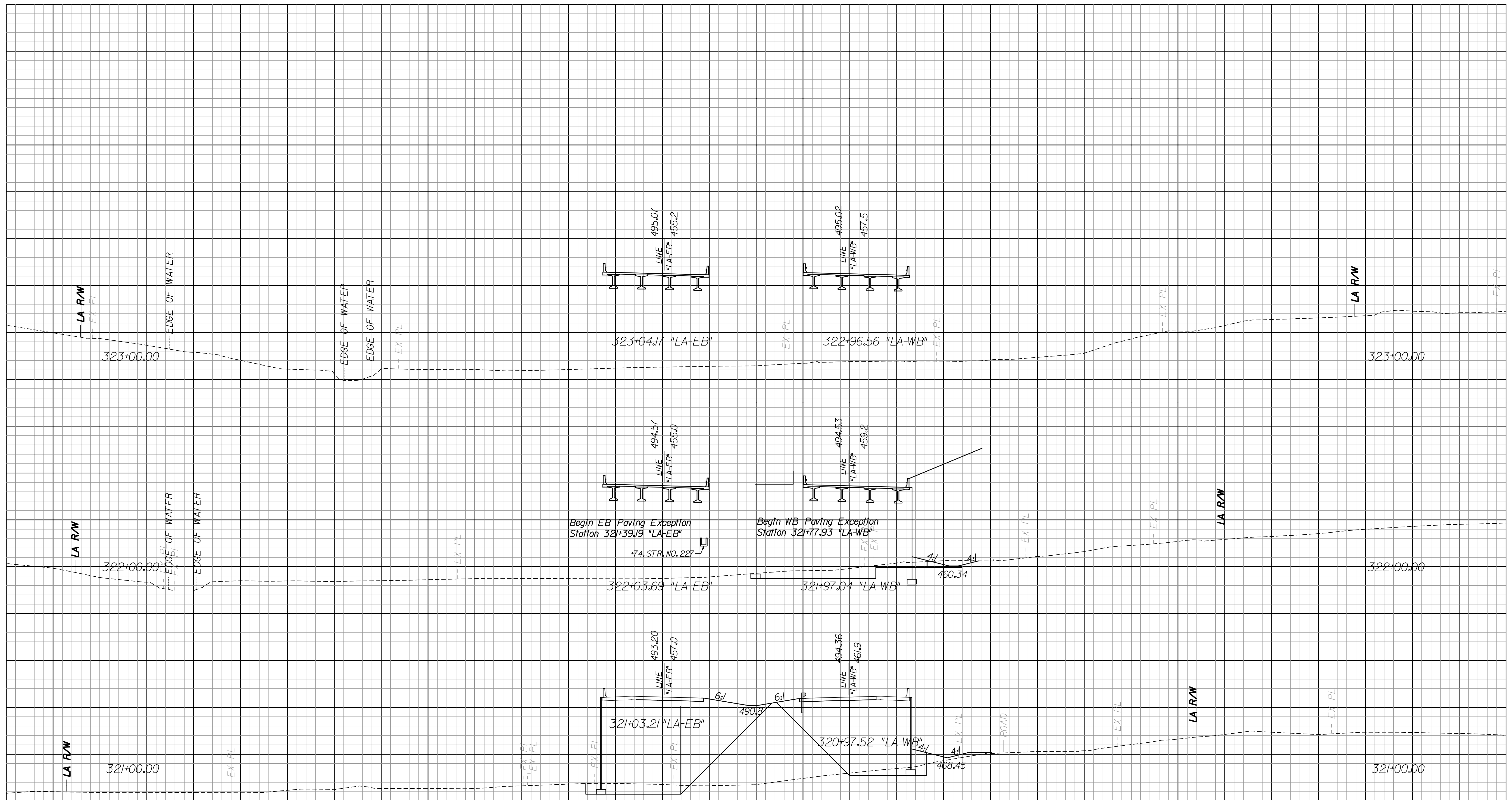
RECOMMENDED FOR APPROVAL _____
 DESIGN ENGINEER DATE

DESIGNED: AMH DRAWN: AMH
 CHECKED: JLC CHECKED: JMM

INDIANA
 DEPARTMENT OF TRANSPORTATION
 CROSS SECTIONS
 LINE "A"
 STA. 318+00.00 TO 320+00.00

HORIZONTAL SCALE 1" = 20'	BRIDGE FILE	
VERTICAL SCALE 1" = 20'	DESIGNATION 0810243	
SURVEY BOOK	DWG. NO. XS-7	SHEET NO. 24 of 43
CONTRACT	PROJECT 0810243	

320 300 280 260 240 220 200 180 160 140 120 100 80 60 40 20 0 20 40 60 80 100 120 140 160 180 200 220 240 260 280 300



320 300 280 260 240 220 200 180 160 140 120 100 80 60 40 20 0 20 40 60 80 100 120 140 160 180 200 220 240 260 280 300

12/21/2011 2:09:18 PM
 C:\temp\dms07439\CrsL4001.dgn

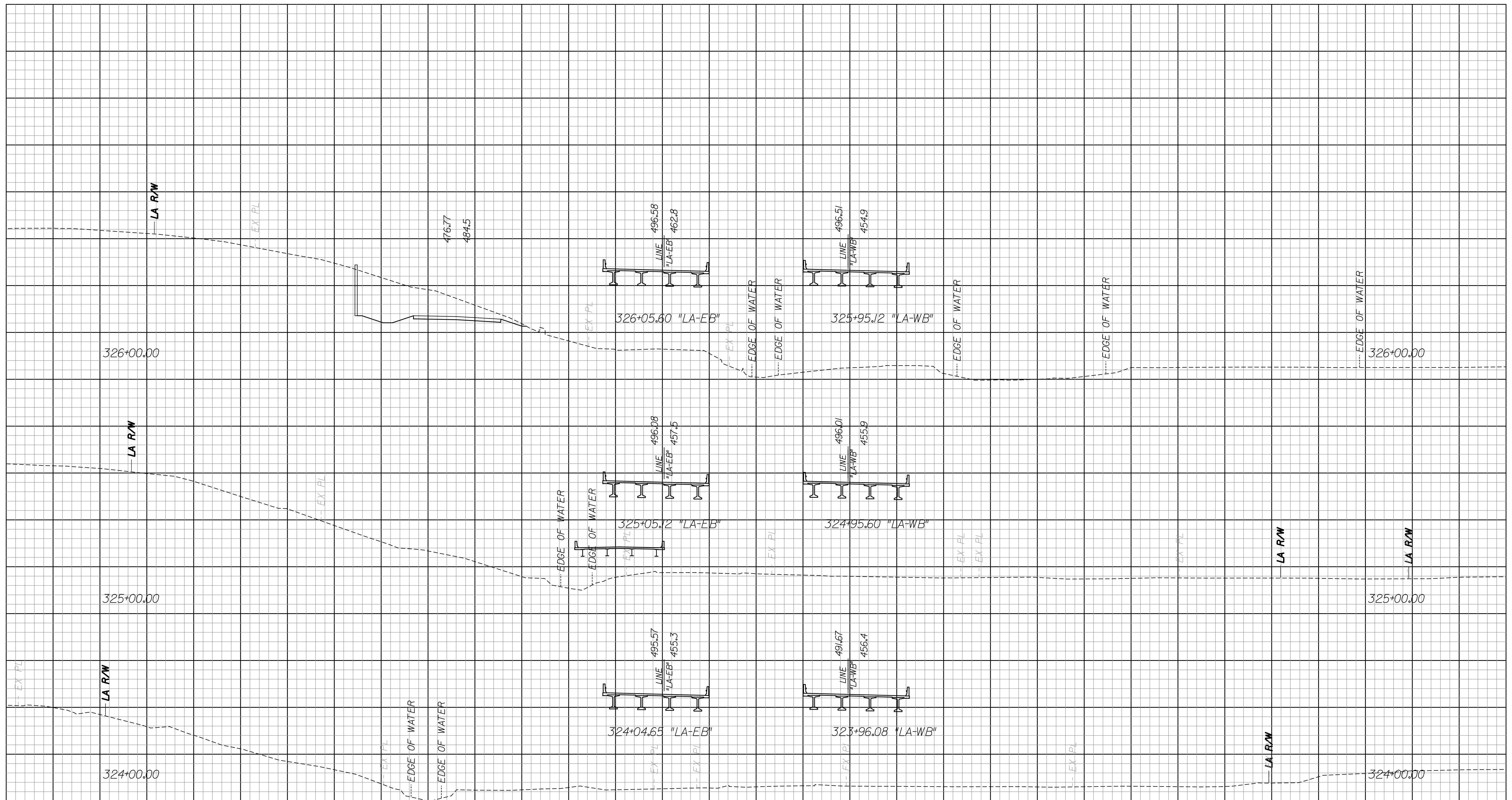
RECOMMENDED FOR APPROVAL _____
 DESIGN ENGINEER DATE

DESIGNED: AMH DRAWN: AMH
 CHECKED: JLC CHECKED: JMM

INDIANA
 DEPARTMENT OF TRANSPORTATION
 CROSS SECTIONS
 LINE "A"
 STA. 321+00.00 TO 323+00.00

HORIZONTAL SCALE 1" = 20'	BRIDGE FILE	
VERTICAL SCALE 1" = 20'	DESIGNATION 0810243	
SURVEY BOOK	DWG. NO. XS-8	SHEET NO. 25 of 43
CONTRACT	PROJECT 0810243	

320 300 280 260 240 220 200 180 160 140 120 100 80 60 40 20 0 20 40 60 80 100 120 140 160 180 200 220 240 260 280 300

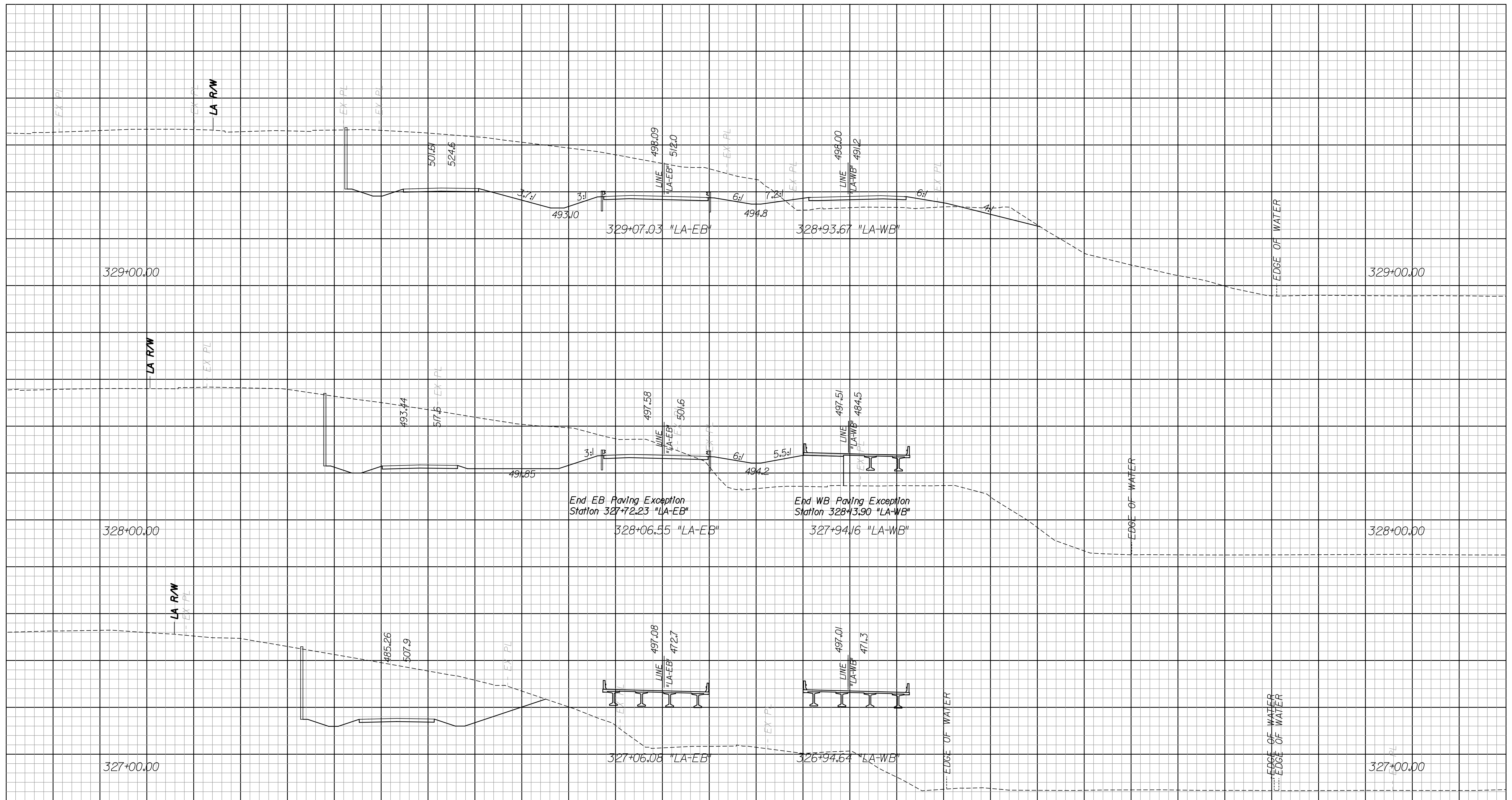


320 300 280 260 240 220 200 180 160 140 120 100 80 60 40 20 0 20 40 60 80 100 120 140 160 180 200 220 240 260 280 300

12/21/2011 2:09:33 PM
 C:\temp\dms07439\Crs\A01.dgn

RECOMMENDED FOR APPROVAL _____ DESIGN ENGINEER DATE	INDIANA DEPARTMENT OF TRANSPORTATION CROSS SECTIONS LINE "A" STA. 324+00.00 TO 326+00.00		HORIZONTAL SCALE	BRIDGE FILE
			1" = 20'	
DESIGNED: AMH	DRAWN: AMH		VERTICAL SCALE	DESIGNATION
CHECKED: JLC	CHECKED: JMM		1" = 20'	0810243
			SURVEY BOOK	DWG. NO. SHEET NO.
				XS-9 26 of 43
			CONTRACT	PROJECT
				0810243

320 300 280 260 240 220 200 180 160 140 120 100 80 60 40 20 0 20 40 60 80 100 120 140 160 180 200 220 240 260 280 300



320 300 280 260 240 220 200 180 160 140 120 100 80 60 40 20 0 20 40 60 80 100 120 140 160 180 200 220 240 260 280 300

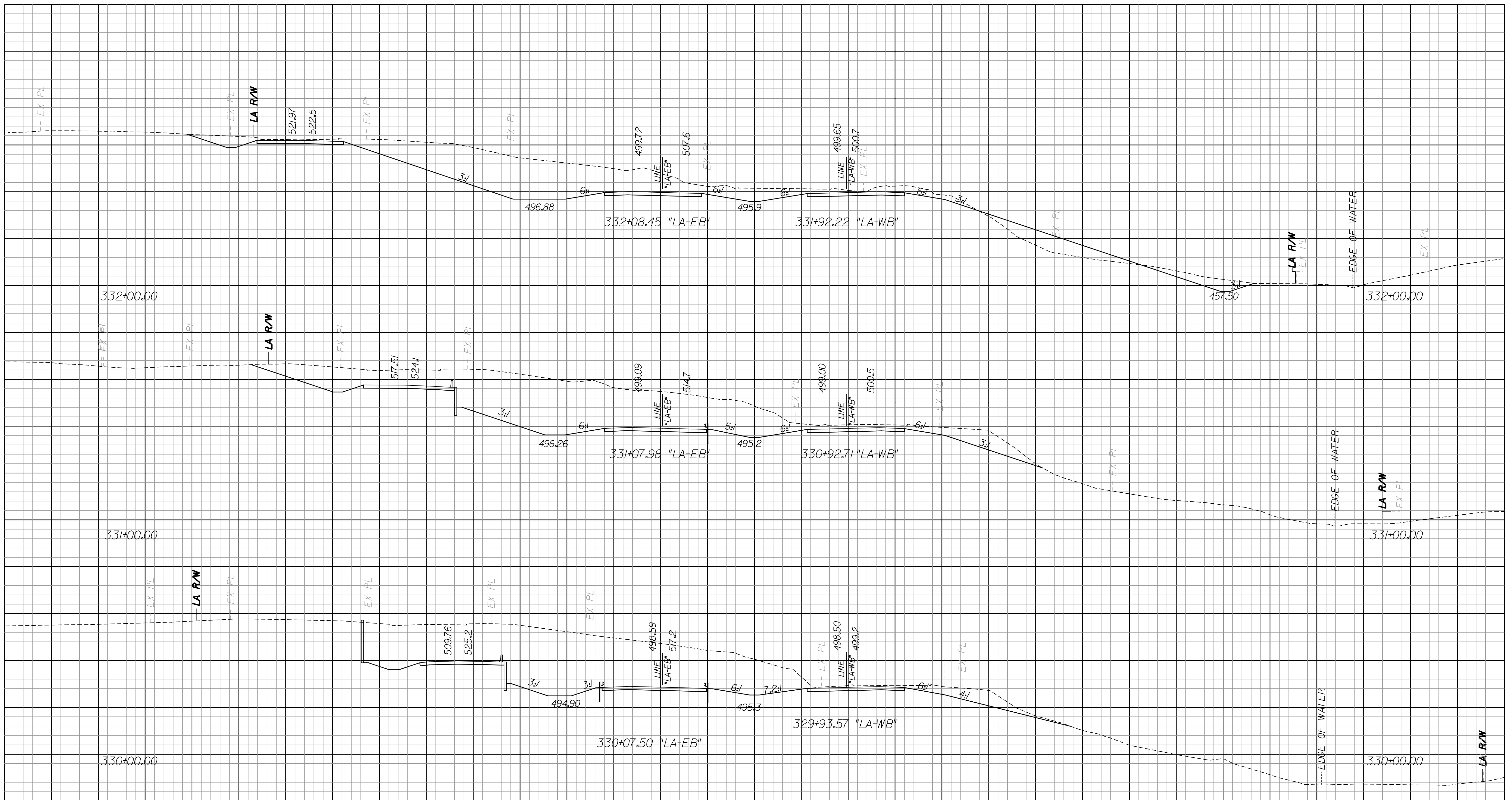
12/21/2011 2:10:30 PM
 C:\temp\jms07439\Crs\A01.dgn

RECOMMENDED FOR APPROVAL _____	
DESIGNED: AMH	DRAWN: AMH
CHECKED: JLC	CHECKED: JMM

INDIANA
 DEPARTMENT OF TRANSPORTATION
 CROSS SECTIONS
 LINE "A"
 STA. 327+00.00 TO 329+00.00

HORIZONTAL SCALE 1" = 20'		BRIDGE FILE	
VERTICAL SCALE 1" = 20'		DESIGNATION 0810243	
SURVEY BOOK	DWG. NO. XS-10	SHEET NO. 27 of 43	
CONTRACT	PROJECT 0810243		

320 300 280 260 240 220 200 180 160 140 120 100 80 60 40 20 0 20 40 60 80 100 120 140 160 180 200 220 240 260 280 300

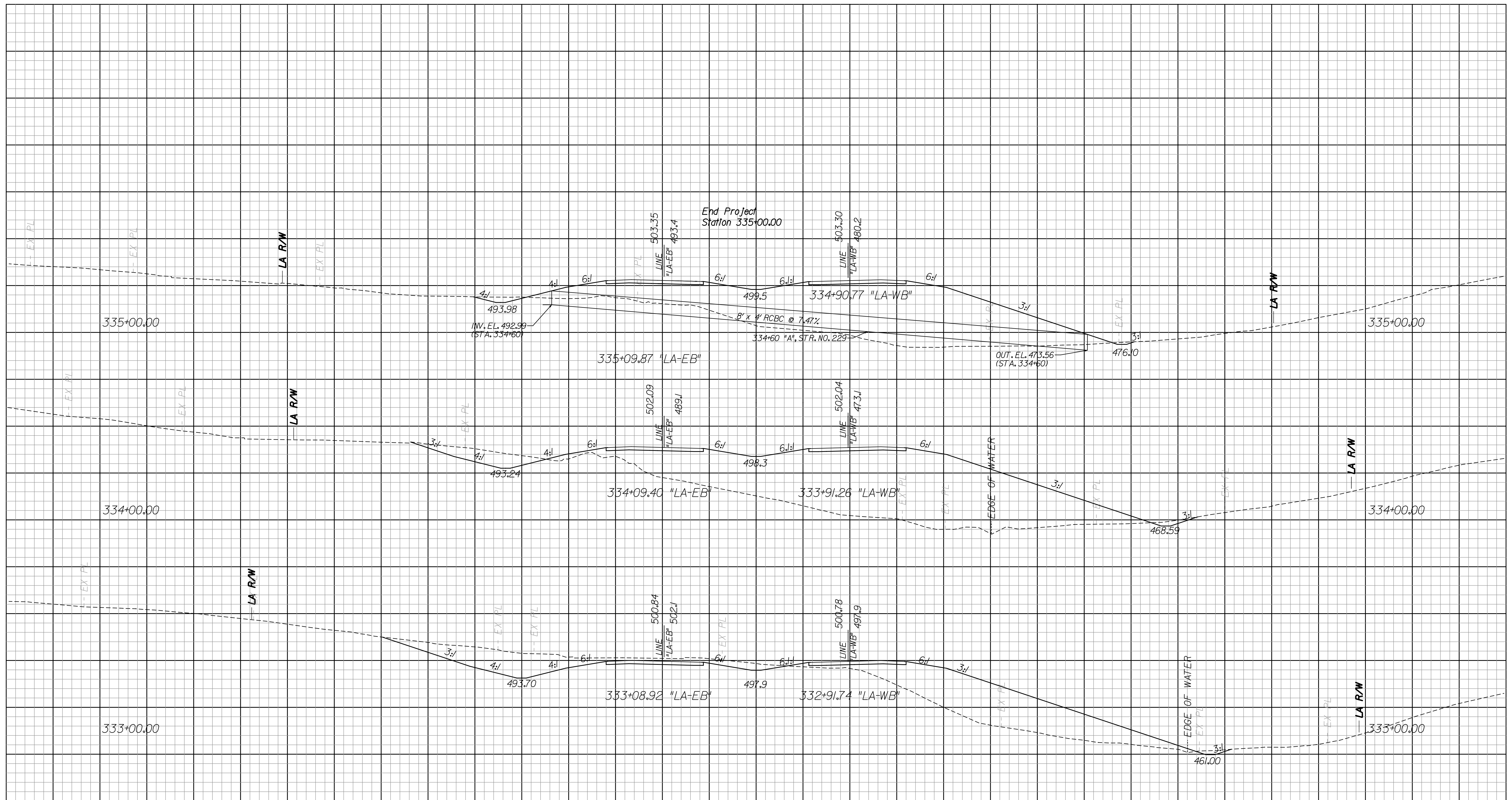


320 300 280 260 240 220 200 180 160 140 120 100 80 60 40 20 0 20 40 60 80 100 120 140 160 180 200 220 240 260 280 300

12/21/2011 2:05:53 PM
 C:\temp\dms07439\Crs\A001.dgn

RECOMMENDED FOR APPROVAL _____ DESIGN ENGINEER DATE	INDIANA DEPARTMENT OF TRANSPORTATION		HORIZONTAL SCALE 1" = 20'	BRIDGE FILE
	DESIGNED: AMH CHECKED: JLC	DRAWN: AMH CHECKED: JMM	CROSS SECTIONS LINE "A" STA. 330+00.00 TO 332+00.00	
			SURVEY BOOK	DWG. NO. XS-II
			CONTRACT	SHEET NO. 28 of 43
			PROJECT 0810243	

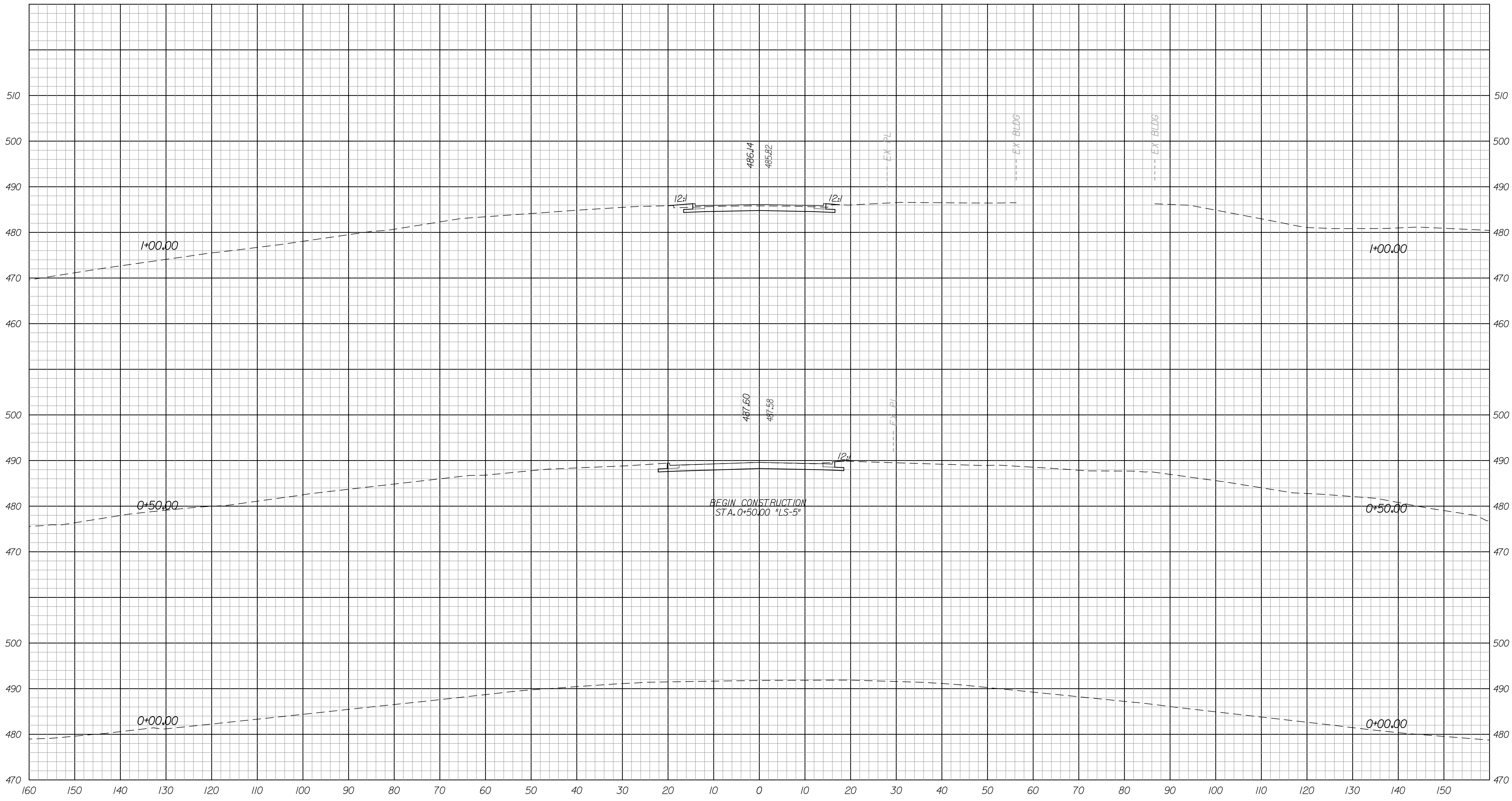
320 300 280 260 240 220 200 180 160 140 120 100 80 60 40 20 0 20 40 60 80 100 120 140 160 180 200 220 240 260 280 300



320 300 280 260 240 220 200 180 160 140 120 100 80 60 40 20 0 20 40 60 80 100 120 140 160 180 200 220 240 260 280 300

12/21/2011 2:22:30 PM
 C:\temp\dms07439\Crs\A001.dgn

RECOMMENDED FOR APPROVAL _____ DESIGN ENGINEER DATE	INDIANA DEPARTMENT OF TRANSPORTATION		BRIDGE FILE	
			DESIGNATION	
DESIGNED: AMH	DRAWN: AMH	SURVEY BOOK		DWG. NO.
CHECKED: JLC	CHECKED: JMM	CONTRACT		SHEET NO.
CROSS SECTIONS LINE "A" STA. 333+00.00 TO 335+00.00		0810243		29 of 43

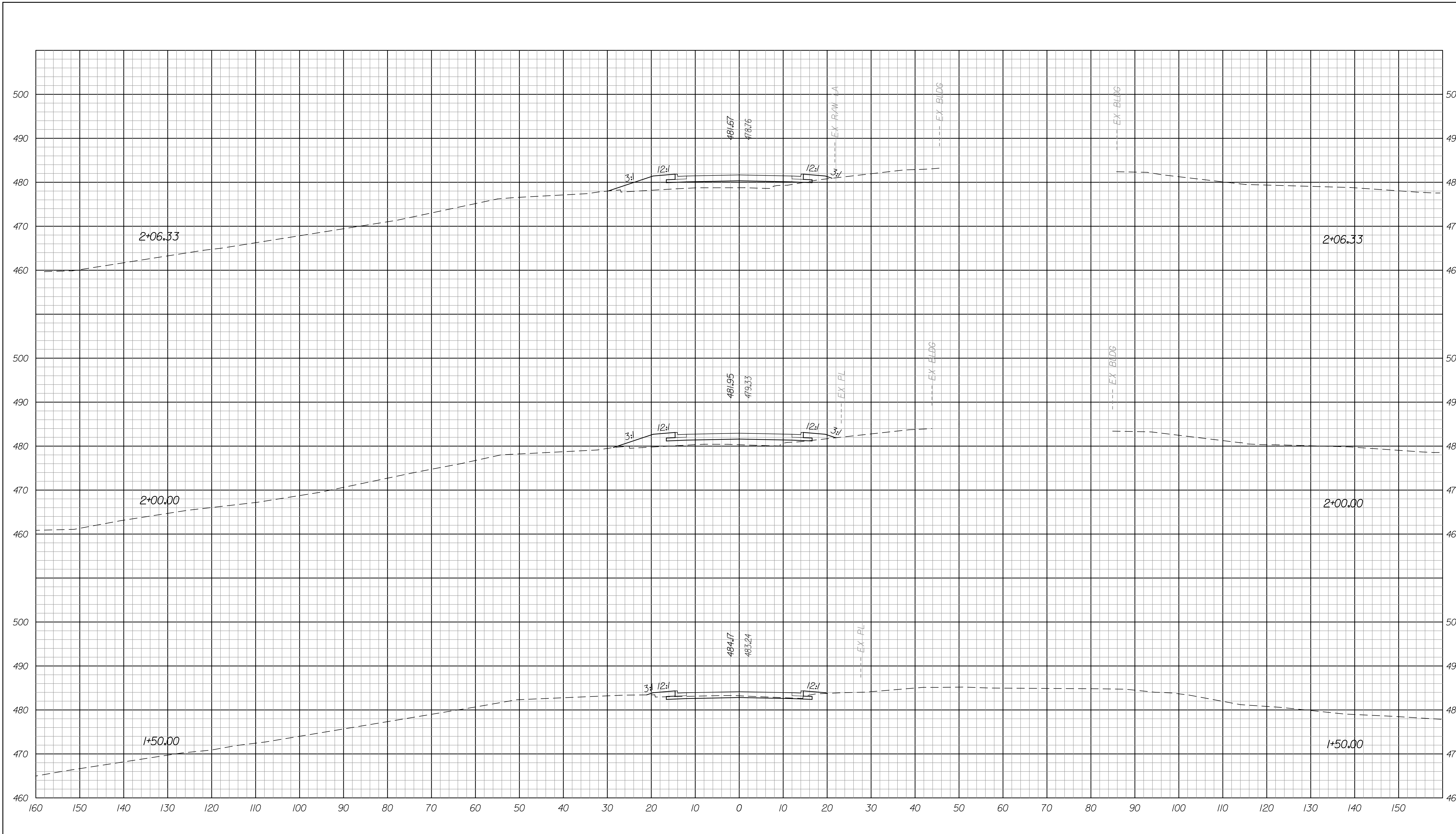


12/21/2011 2:24:51 PM
 c:\temp\dms07439\Civil55001.dgn

RECOMMENDED FOR APPROVAL _____		DESIGN ENGINEER _____ DATE _____	
DESIGNED: AMH	DRAWN: AMH	CHECKED: JLC	CHECKED: JMM

INDIANA
 DEPARTMENT OF TRANSPORTATION
 CROSS SECTIONS
 LINE "LS-5"
 STA. +00.00 TO 1+00.00

HORIZONTAL SCALE 1"=10'	BRIDGE FILE	
VERTICAL SCALE 1"=10'	DESIGNATION 0810243	
SURVEY BOOK	DWG. NO. XS-1	SHEET NO. 30 of 43
CONTRACT	PROJECT 0810243	

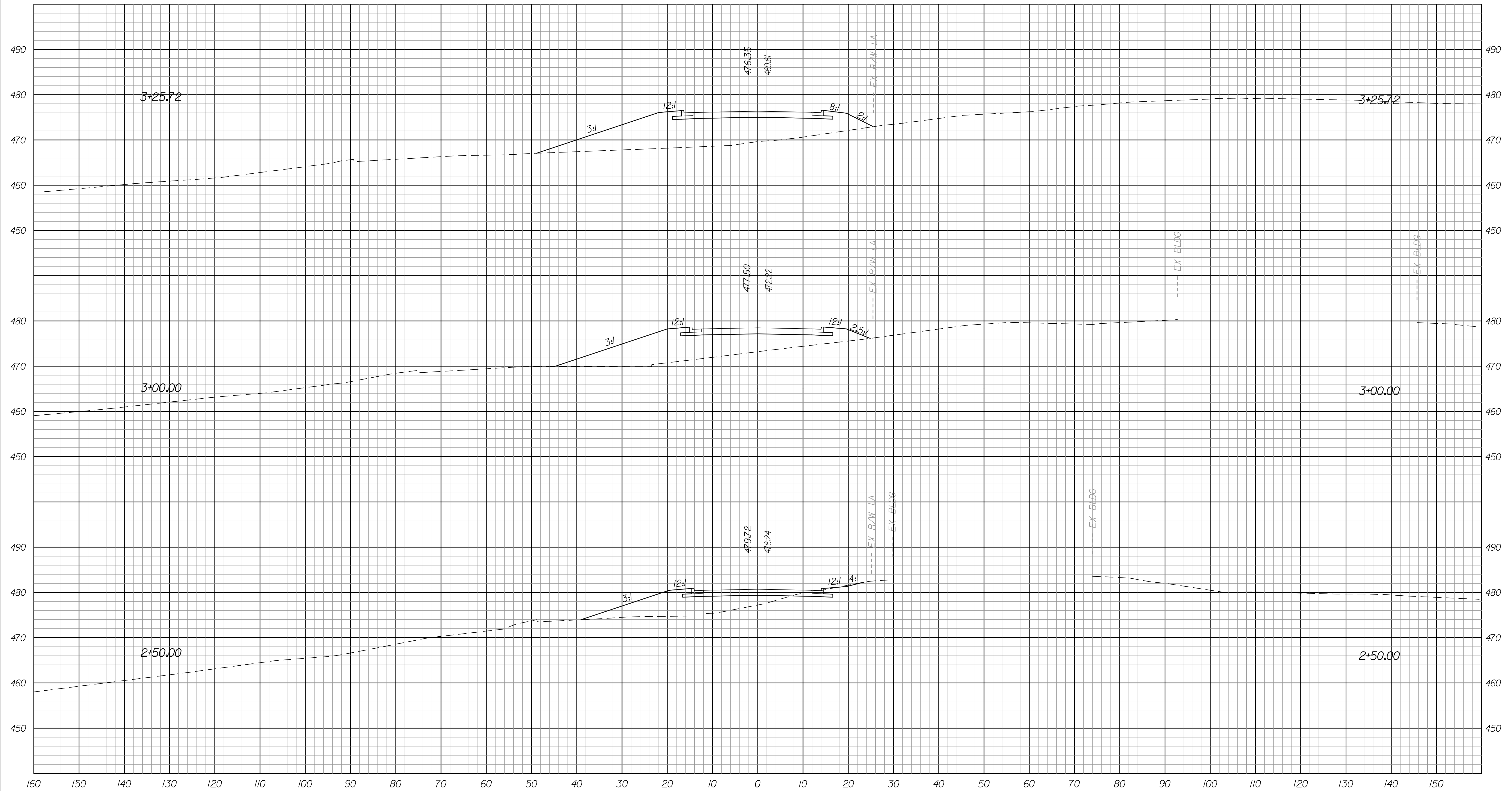


12/21/2011 2:25:12 PM
 c:\temp\dms07439\Civil\55001.dgn

RECOMMENDED FOR APPROVAL _____		DESIGN ENGINEER _____ DATE _____	
DESIGNED: AMH	DRAWN: AMH	CHECKED: JLC	CHECKED: JMM

INDIANA
 DEPARTMENT OF TRANSPORTATION
 CROSS SECTIONS
 LINE "LS-5"
 STA. 1+50.00 TO 2+06.33

HORIZONTAL SCALE 1"=10'	BRIDGE FILE	
VERTICAL SCALE 1"=10'	DESIGNATION 0810243	
SURVEY BOOK	DWG. NO. XS-2	SHEET NO. 31 of 43
CONTRACT	PROJECT 0810243	

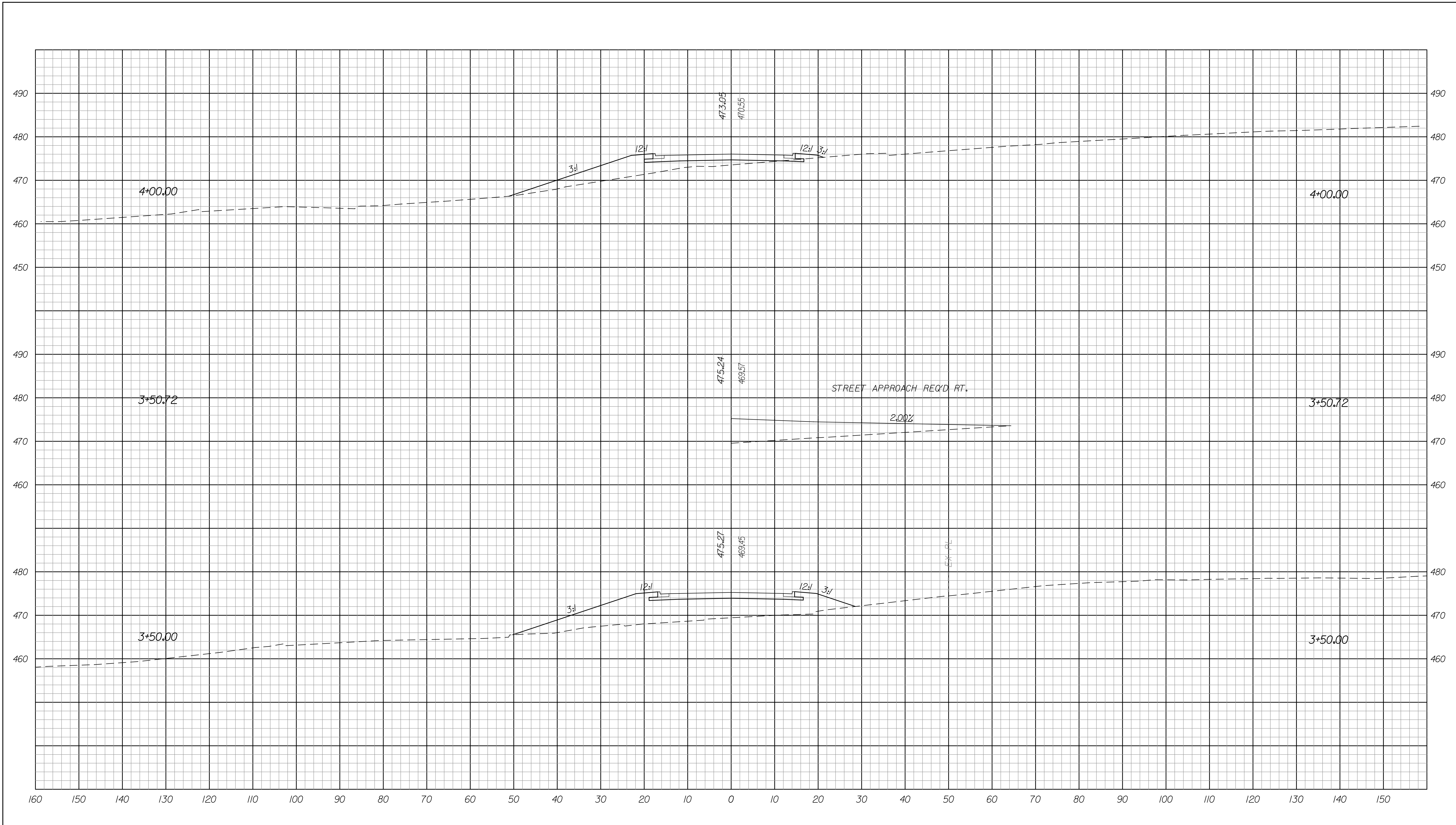


12/21/2011 2:25:33 PM
 c:\temp\dms07439\Cvel55001.dgn

RECOMMENDED FOR APPROVAL _____		DESIGN ENGINEER _____ DATE _____	
DESIGNED: AMH	DRAWN: AMH	CHECKED: JLC	CHECKED: JMM

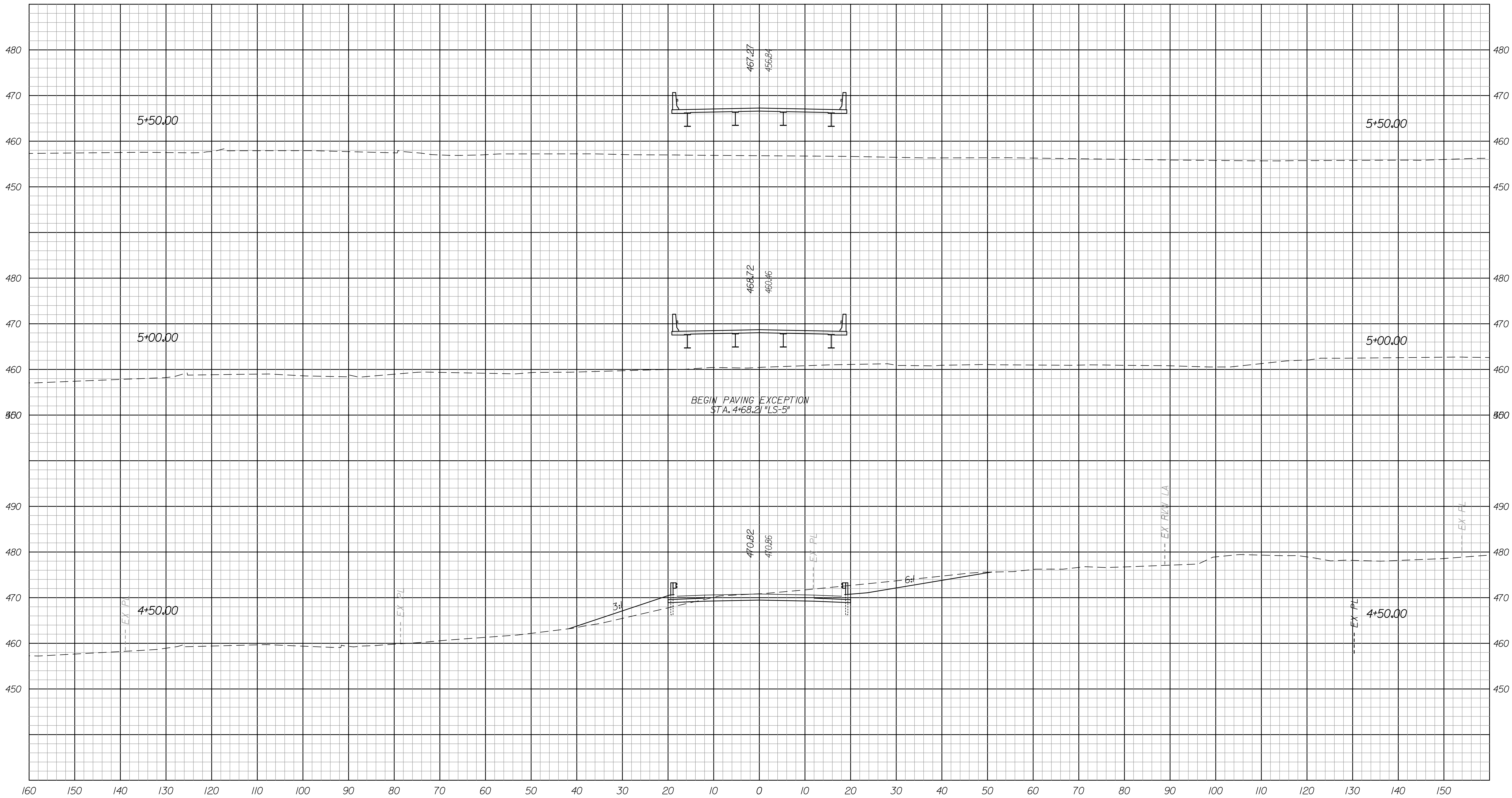
INDIANA
 DEPARTMENT OF TRANSPORTATION
 CROSS SECTIONS
 LINE "LS-5"
 STA. 2+50.00 TO 3+25.72

HORIZONTAL SCALE 1"=10'	BRIDGE FILE	
VERTICAL SCALE 1"=10'	DESIGNATION 0810243	
SURVEY BOOK	DWG. NO. XS-3	SHEET NO. 32 of 43
CONTRACT	PROJECT 0810243	



12/21/2011 2:26:06 PM
 c:\temp\dms07439\Cvel5500.dgn

RECOMMENDED FOR APPROVAL _____ DESIGN ENGINEER DATE		INDIANA DEPARTMENT OF TRANSPORTATION		HORIZONTAL SCALE 1"=10'		BRIDGE FILE			
DESIGNED: AMH		DRAWN: AMH		VERTICAL SCALE 1"=10'		DESIGNATION 0810243			
CHECKED: JLC		CHECKED: JMM		CROSS SECTIONS LINE "LS-5" STA. 3+50.00 TO 4+00.00		SURVEY BOOK XS-4		DWG. NO. 33 of 43	
				CONTRACT		PROJECT 0810243			

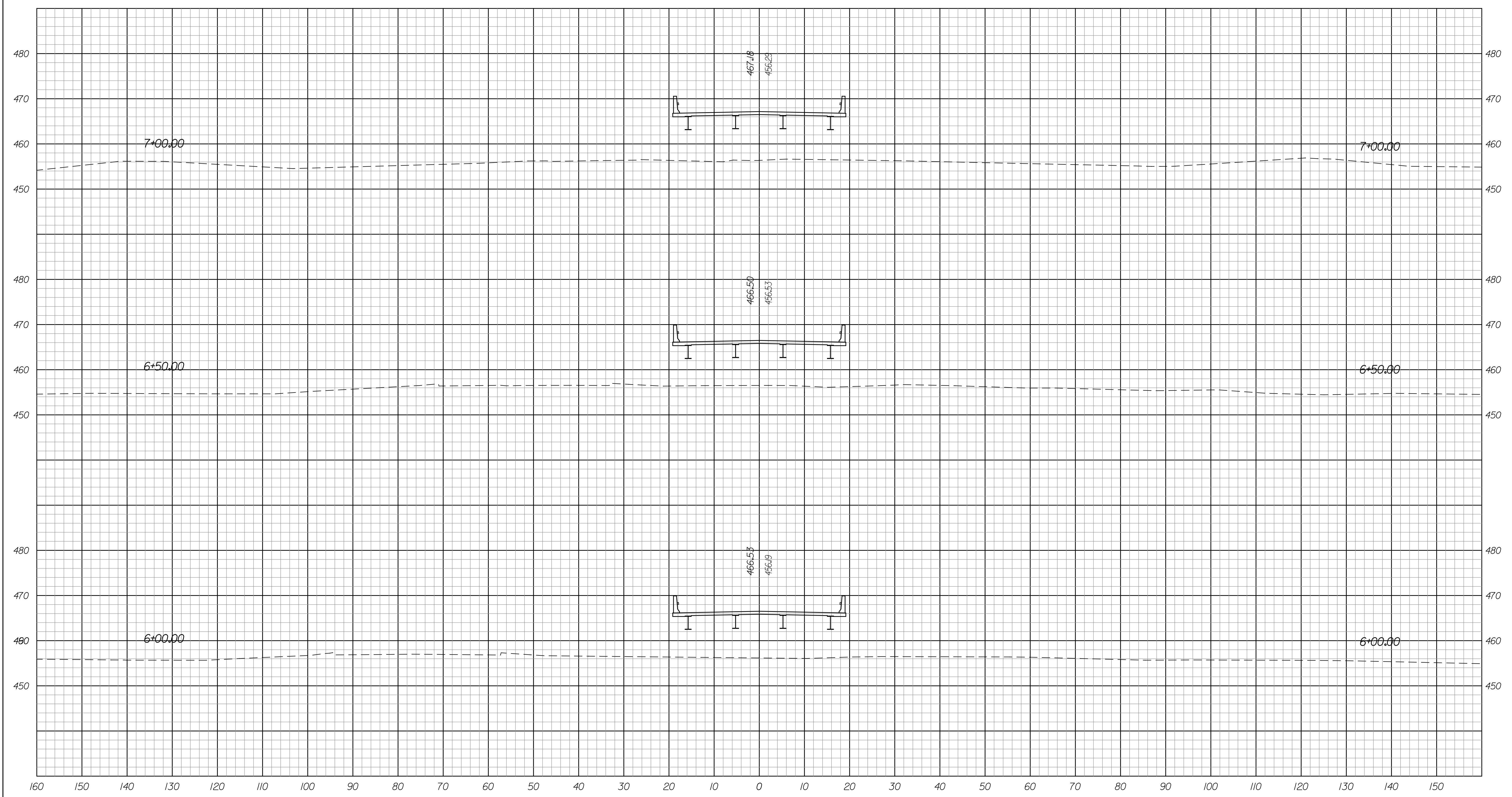


12/21/2011 2:26:43 PM
 c:\temp\dms07439\Civil\55001.dgn

RECOMMENDED FOR APPROVAL _____	
DESIGN ENGINEER _____ DATE _____	
DESIGNED: AMH	DRAWN: AMH
CHECKED: JLC	CHECKED: JMM

INDIANA
 DEPARTMENT OF TRANSPORTATION
 CROSS SECTIONS
 LINE "LS-5"
 STA. 4+50.00 TO 5+50.00

HORIZONTAL SCALE 1"=10'	BRIDGE FILE	
VERTICAL SCALE 1"=10'	DESIGNATION 0810243	
SURVEY BOOK	DWG. NO. XS-5	SHEET NO. 34 of 43
CONTRACT	PROJECT 0810243	

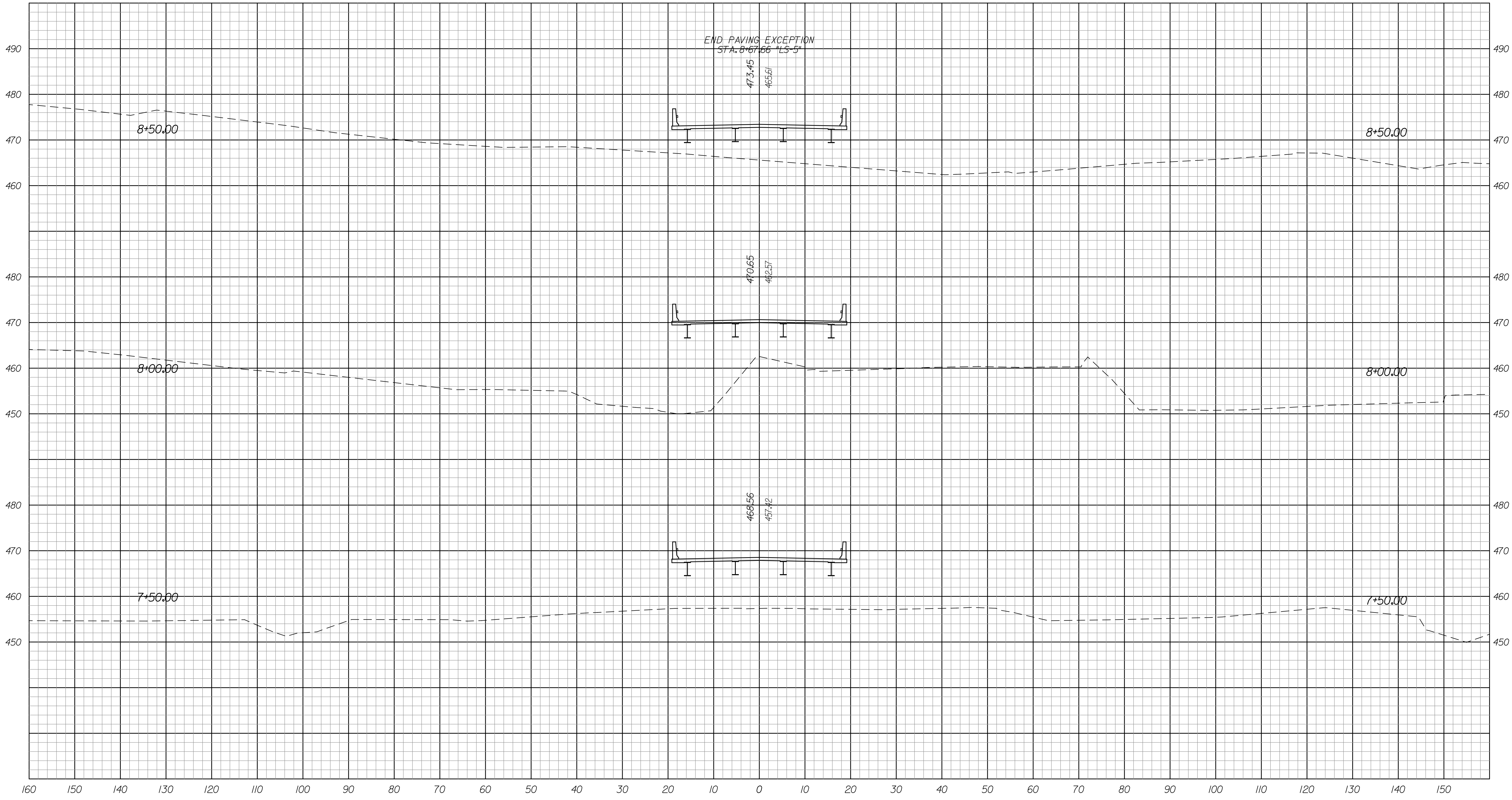


12/21/2011 2:27:33 PM
 c:\temp\dms07439\CvelLS5001.dgn

RECOMMENDED FOR APPROVAL _____		DESIGN ENGINEER _____		DATE _____	
DESIGNED: AMH	DRAWN: AMH				
CHECKED: JLC	CHECKED: JMM				

INDIANA
 DEPARTMENT OF TRANSPORTATION
 CROSS SECTIONS
 LINE "LS-5"
 STA. 6+00.00 TO 7+00.00

HORIZONTAL SCALE 1"=10'		BRIDGE FILE	
VERTICAL SCALE 1"=10'		DESIGNATION OB10243	
SURVEY BOOK	DWG. NO. XS-6	SHEET NO. 35 of 43	
CONTRACT		PROJECT OB10243	

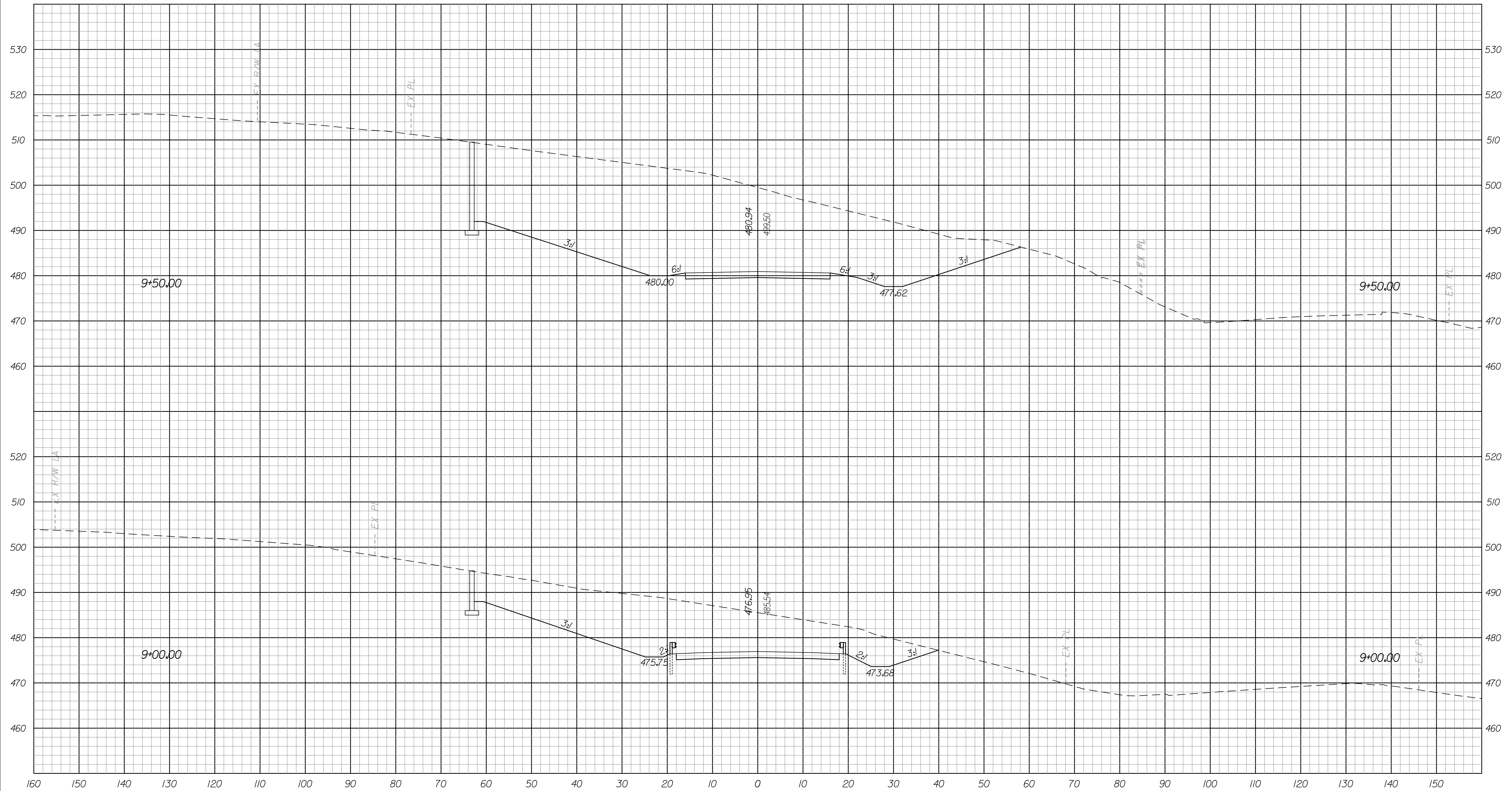


12/21/2011 2:27:46 PM
 c:\temp\dms07439\C\rs\LS500.dgn

RECOMMENDED FOR APPROVAL _____		DESIGN ENGINEER _____ DATE _____	
DESIGNED: AMH	DRAWN: AMH	CHECKED: JLC	CHECKED: JMM

INDIANA
 DEPARTMENT OF TRANSPORTATION
 CROSS SECTIONS
 LINE "LS-5"
 STA. 7+50.00 TO 8+50.00

HORIZONTAL SCALE 1"=10'	BRIDGE FILE	
VERTICAL SCALE 1"=10'	DESIGNATION 0810243	
SURVEY BOOK	DWG. NO. XS-7	SHEET NO. 36 of 43
CONTRACT	PROJECT 0810243	

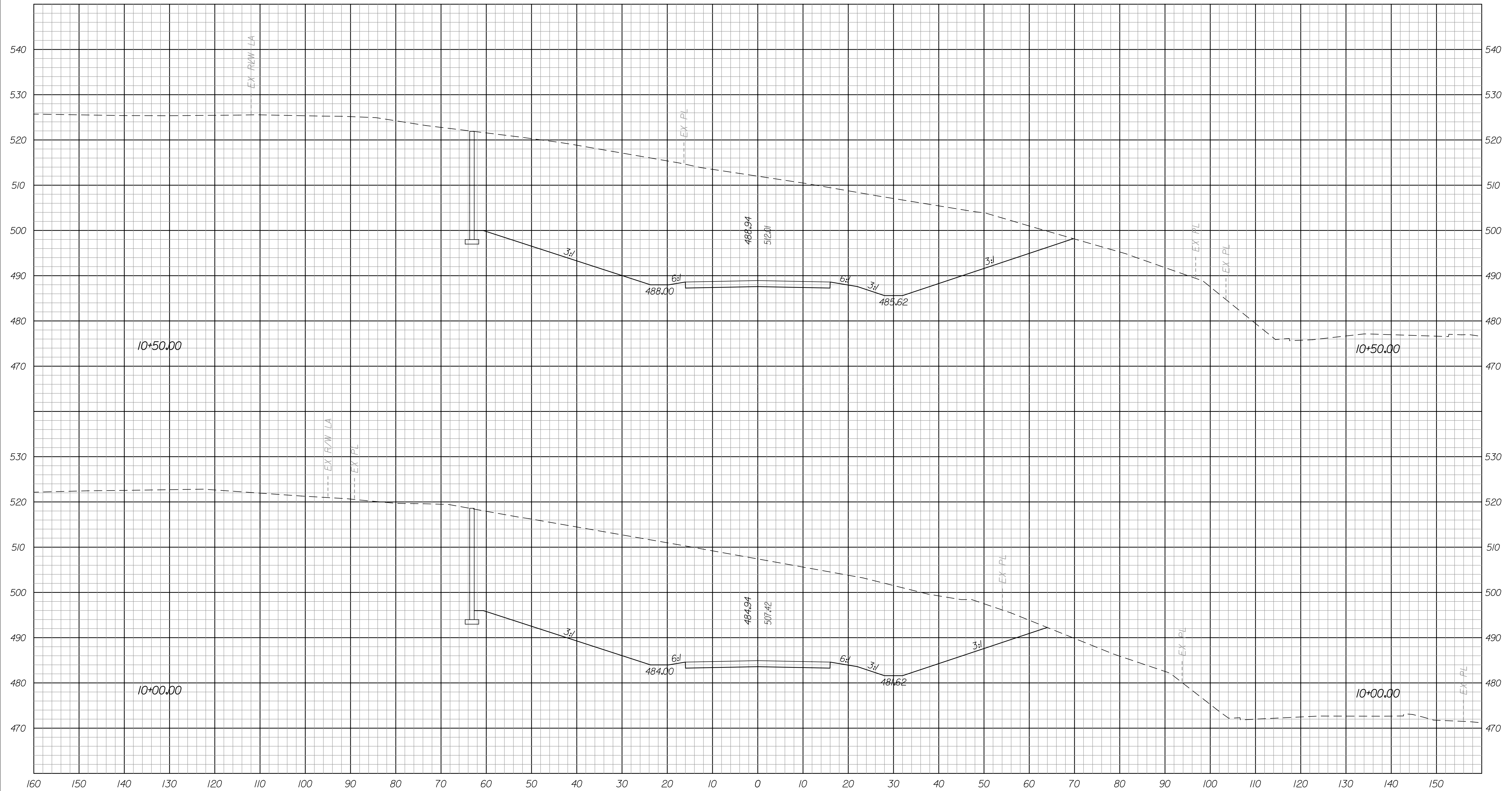


12/21/2011 2:28:12 PM
 c:\temp\dms07439\CrsLS500.dgn

RECOMMENDED FOR APPROVAL _____		DESIGN ENGINEER _____		DATE _____	
DESIGNED: AMH	DRAWN: AMH				
CHECKED: JLC	CHECKED: JMM				

INDIANA
 DEPARTMENT OF TRANSPORTATION
 CROSS SECTIONS
 LINE "LS-5"
 STA. 9+00.00 TO 9+50.00

HORIZONTAL SCALE 1"=10'		BRIDGE FILE	
VERTICAL SCALE 1"=10'		DESIGNATION 0810243	
SURVEY BOOK	DWG. NO. XS-8	SHEET NO. 37 of 43	
CONTRACT	PROJECT 0810243		

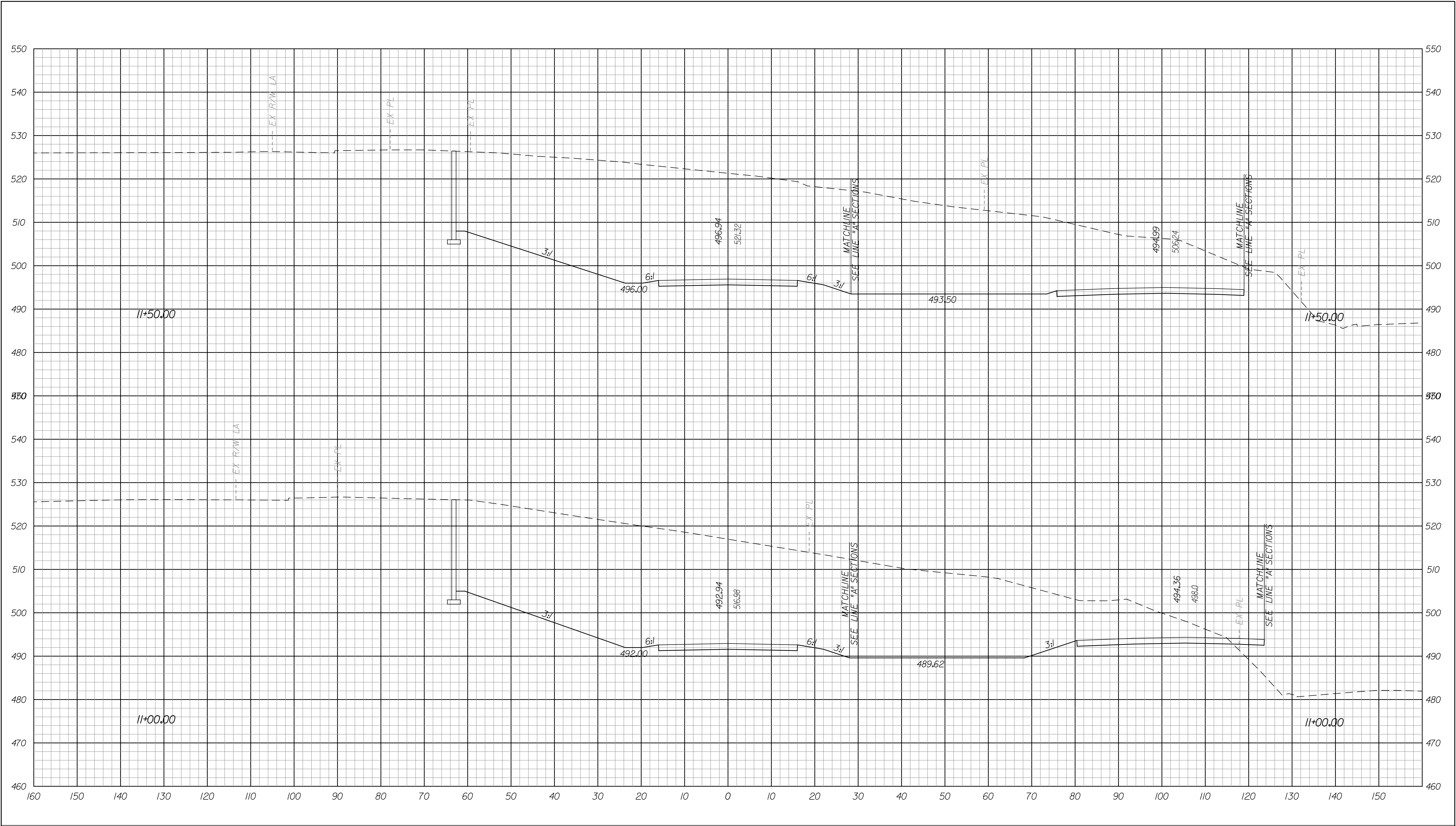


12/21/2011 2:28:37 PM
 c:\temp\dms07439\CrsLS5001.dgn

RECOMMENDED FOR APPROVAL _____		DESIGN ENGINEER _____ DATE _____	
DESIGNED: AMH	DRAWN: AMH	CHECKED: JLC	CHECKED: JMM

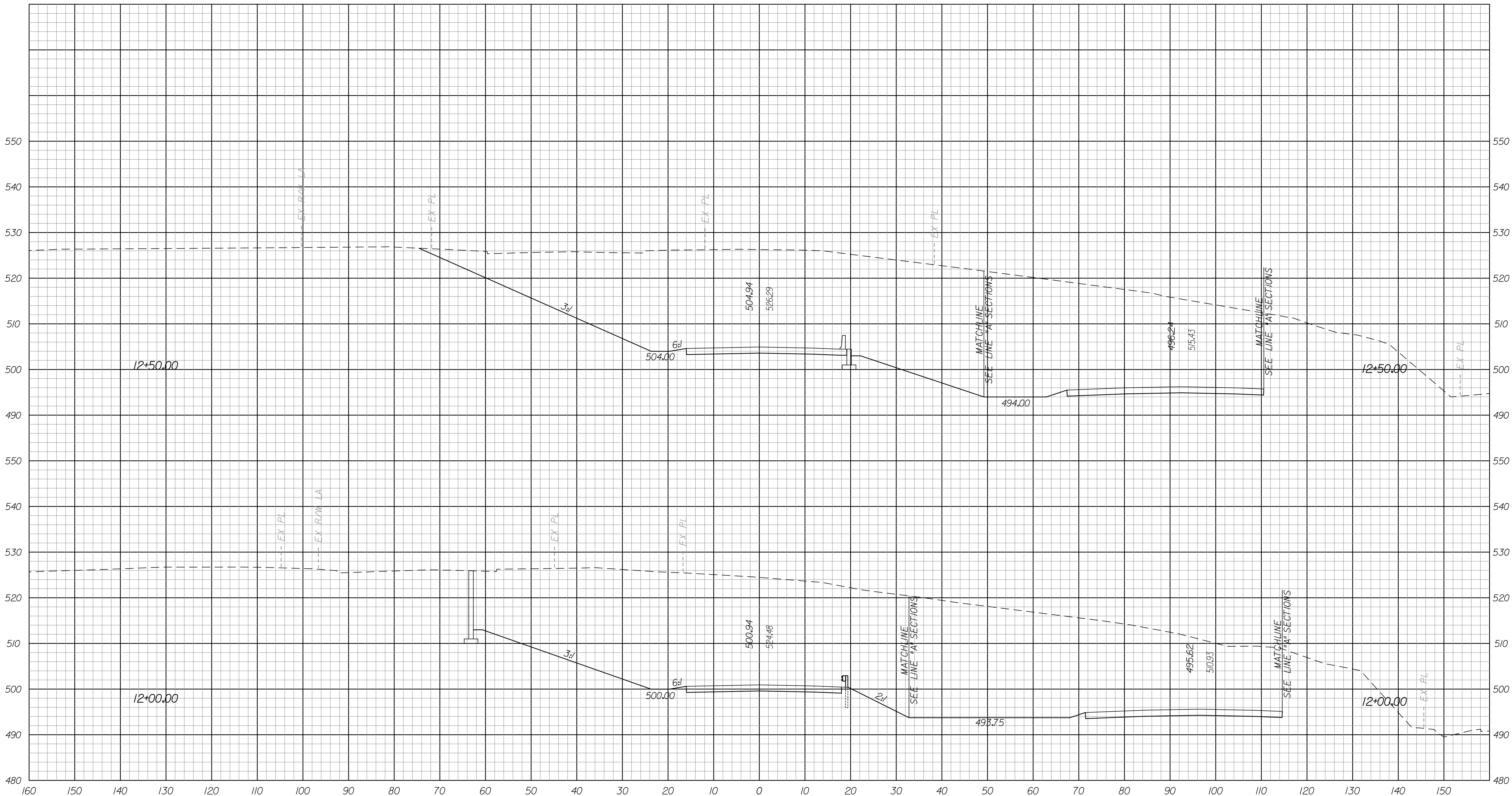
INDIANA
 DEPARTMENT OF TRANSPORTATION
 CROSS SECTIONS
 LINE "LS-5"
 STA. 10+00.00 TO 10+50.00

HORIZONTAL SCALE 1"=10'	BRIDGE FILE	
VERTICAL SCALE 1"=10'	DESIGNATION 0810243	
SURVEY BOOK	DWG. NO. XS-9	SHEET NO. 38 of 43
CONTRACT	PROJECT 0810243	



12/21/2011 2:42:14 PM
 c:\temp\dms07439\csl55001.dgn

	RECOMMENDED FOR APPROVAL _____ DESIGN ENGINEER DATE	INDIANA DEPARTMENT OF TRANSPORTATION	HORIZONTAL SCALE 1"=10'	BRIDGE FILE
		CROSS SECTIONS LINE "LS-5" STA. 11+00.00 TO 11+50.00	VERTICAL SCALE 1"=10'	DESIGNATION 0810243
	DESIGNED: AMH DRAWN: AMH CHECKED: JLC CHECKED: JMM		SURVEY BOOK XS-10	DWG. NO. SHEET NO. XS-10 39 of 43
			CONTRACT	PROJECT 0810243

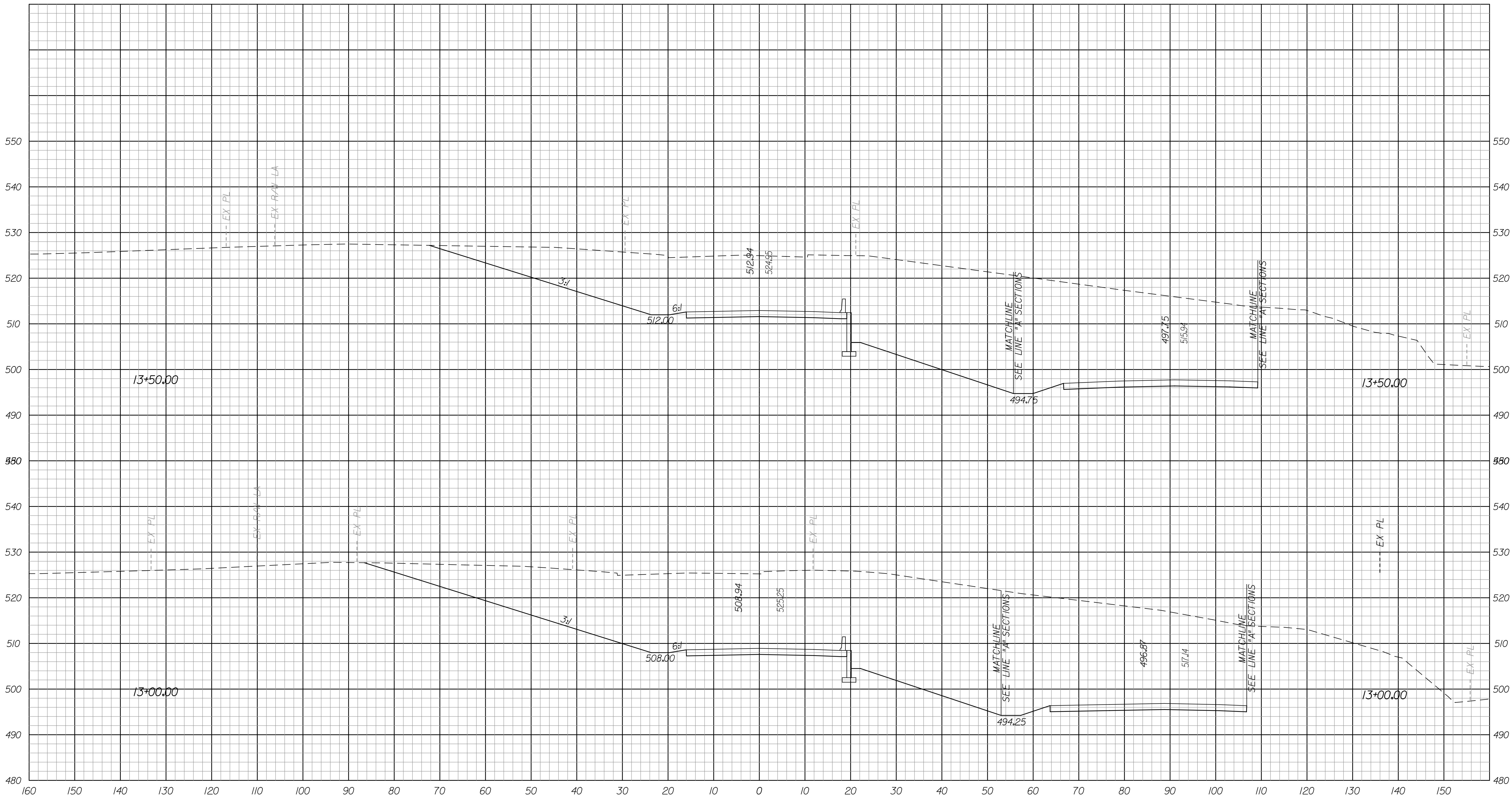


12/21/2011 2:42:43 PM
 c:\temp\dms07439\C:\s55001.dgn

RECOMMENDED FOR APPROVAL _____		DESIGN ENGINEER _____	DATE _____
DESIGNED: AMH	DRAWN: AMH		
CHECKED: JLC	CHECKED: JMM		

INDIANA
 DEPARTMENT OF TRANSPORTATION
 CROSS SECTIONS
 LINE "LS-5"
 STA. 12+00.00 TO 12+50.00

HORIZONTAL SCALE 1"=10'	BRIDGE FILE	
VERTICAL SCALE 1"=10'	DESIGNATION 0810243	
SURVEY BOOK	DWG. NO. XS-II	SHEET NO. 40 of 43
CONTRACT	PROJECT 0810243	

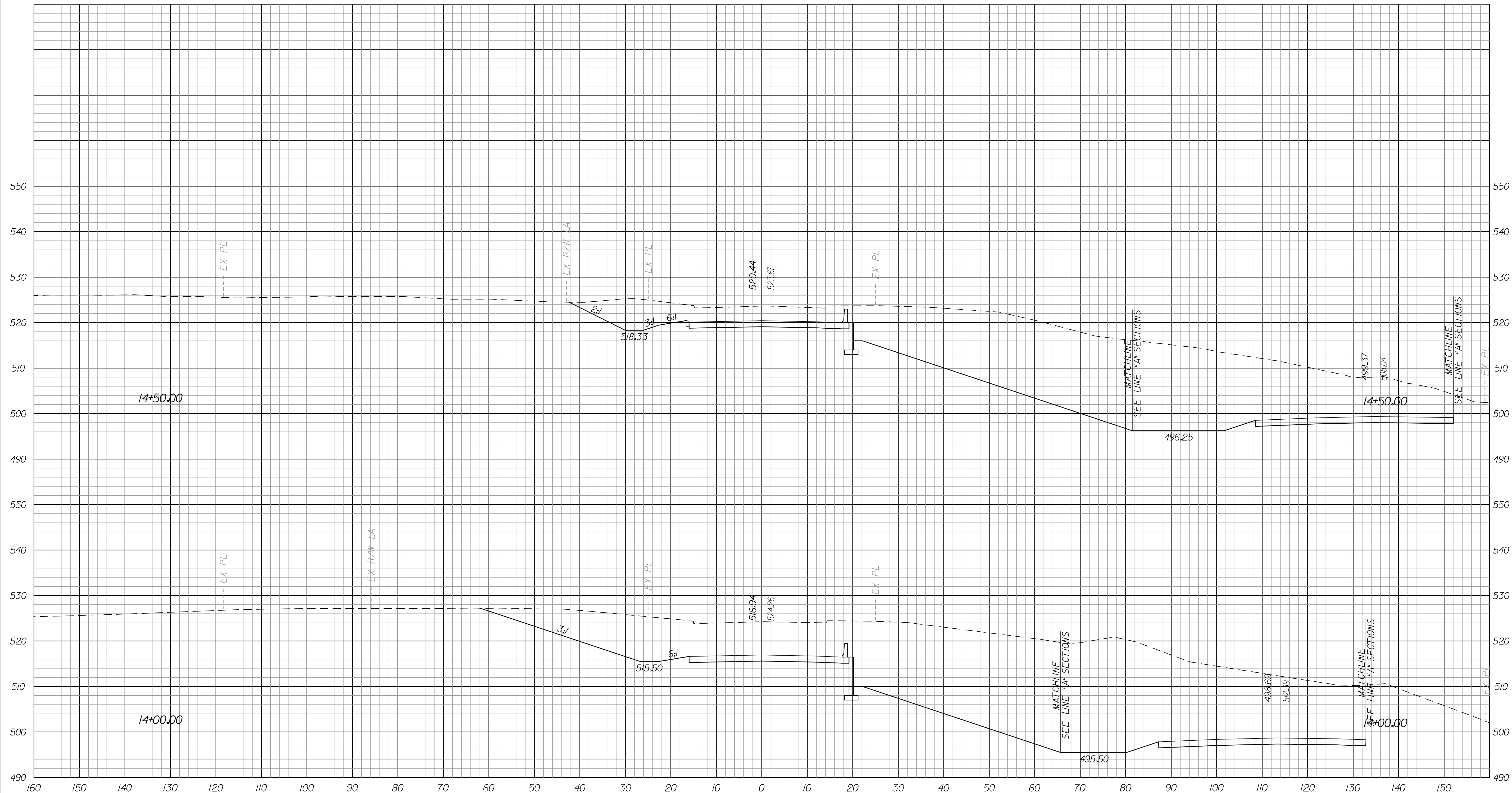


12/21/2011 2:42:59 PM
 c:\temp\dms07439\CrsLS5001.dgn

RECOMMENDED FOR APPROVAL _____		DESIGN ENGINEER _____ DATE _____	
DESIGNED: AMH	DRAWN: AMH		
CHECKED: JLC	CHECKED: JMM		

INDIANA
 DEPARTMENT OF TRANSPORTATION
 CROSS SECTIONS
 LINE "LS-5"
 STA. 13+00.00 TO 13+50.00

HORIZONTAL SCALE 1"=10'	BRIDGE FILE	
VERTICAL SCALE 1"=10'	DESIGNATION 0810243	
SURVEY BOOK	DWG. NO. XS-12	SHEET NO. 41 of 43
CONTRACT	PROJECT 0810243	



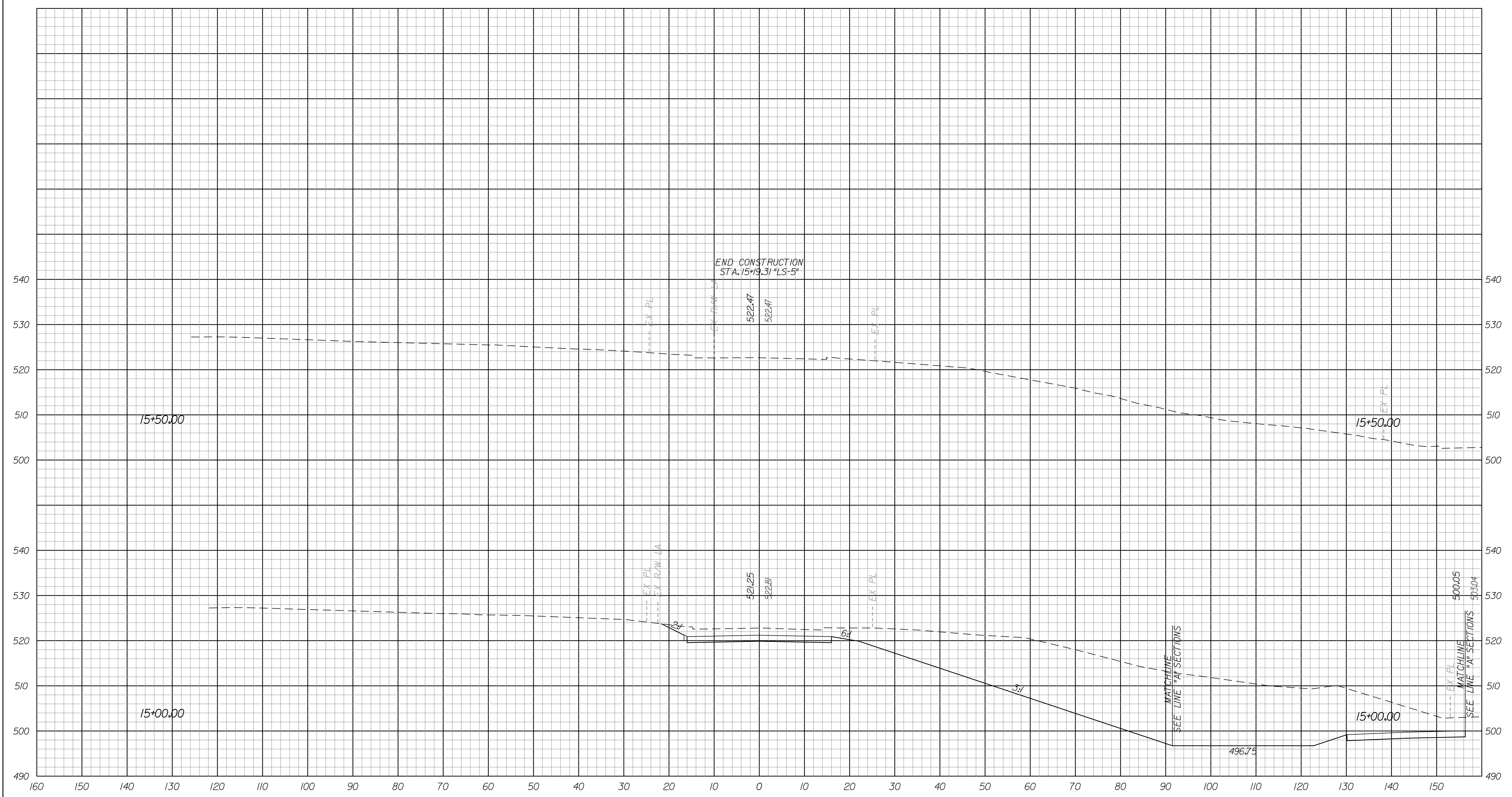
12/21/2011 2:43:12 PM
 c:\temp\dms07439\CrsLS5001.dgn

RECOMMENDED FOR APPROVAL _____		DESIGN ENGINEER _____	DATE _____
DESIGNED: AMH	DRAWN: AMH		
CHECKED: JLC	CHECKED: JMM		

INDIANA
 DEPARTMENT OF TRANSPORTATION
 CROSS SECTIONS
 LINE "LS-5"
 STA. 14+00.00 TO 14+50.00

HORIZONTAL SCALE 1"=10'	BRIDGE FILE	
VERTICAL SCALE 1"=10'	DESIGNATION 0810243	
SURVEY BOOK	DWG. NO. XS-13	SHEET NO. 42 of 43
CONTRACT	PROJECT 0810243	

12/21/2011 2:43:29 PM
 c:\temp\dms07439\Civil55001.dgn



	RECOMMENDED FOR APPROVAL _____ DESIGN ENGINEER DATE	INDIANA DEPARTMENT OF TRANSPORTATION	HORIZONTAL SCALE 1"=10' VERTICAL SCALE 1"=10'	BRIDGE FILE DESIGNATION 0810243
DESIGNED: AMH CHECKED: JLC	DRAWN: AMH CHECKED: JMM	CROSS SECTIONS LINE "LS-5" STA. 15+00.00 TO 15+19.31	SURVEY BOOK CONTRACT	DWG. NO. XS-14 SHEET NO. 43 of 43 PROJECT 0810243