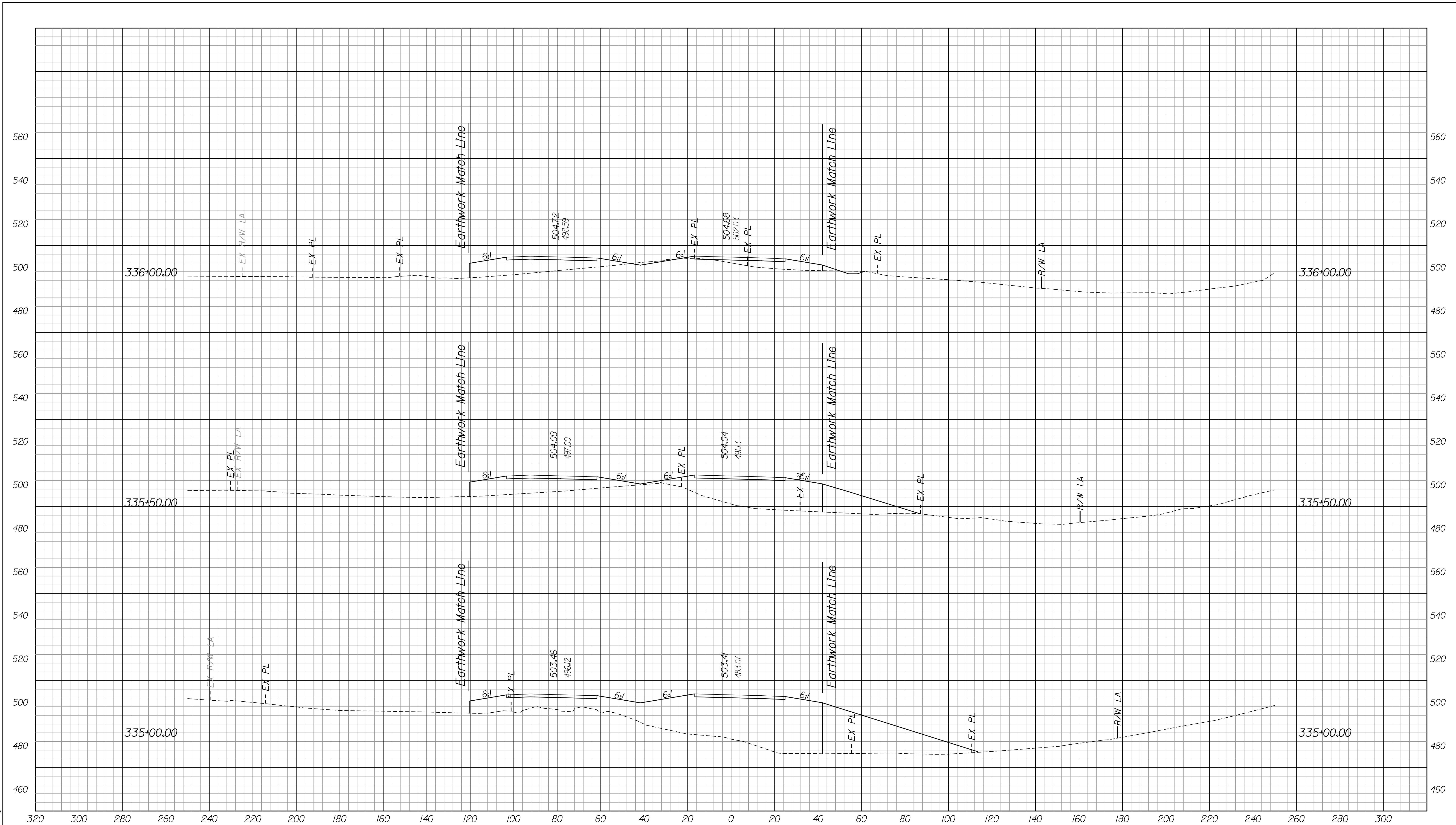


12/29/2011 1:39:35 PM
 c:\temp\mcom\mme08923\csl\A001.dgn

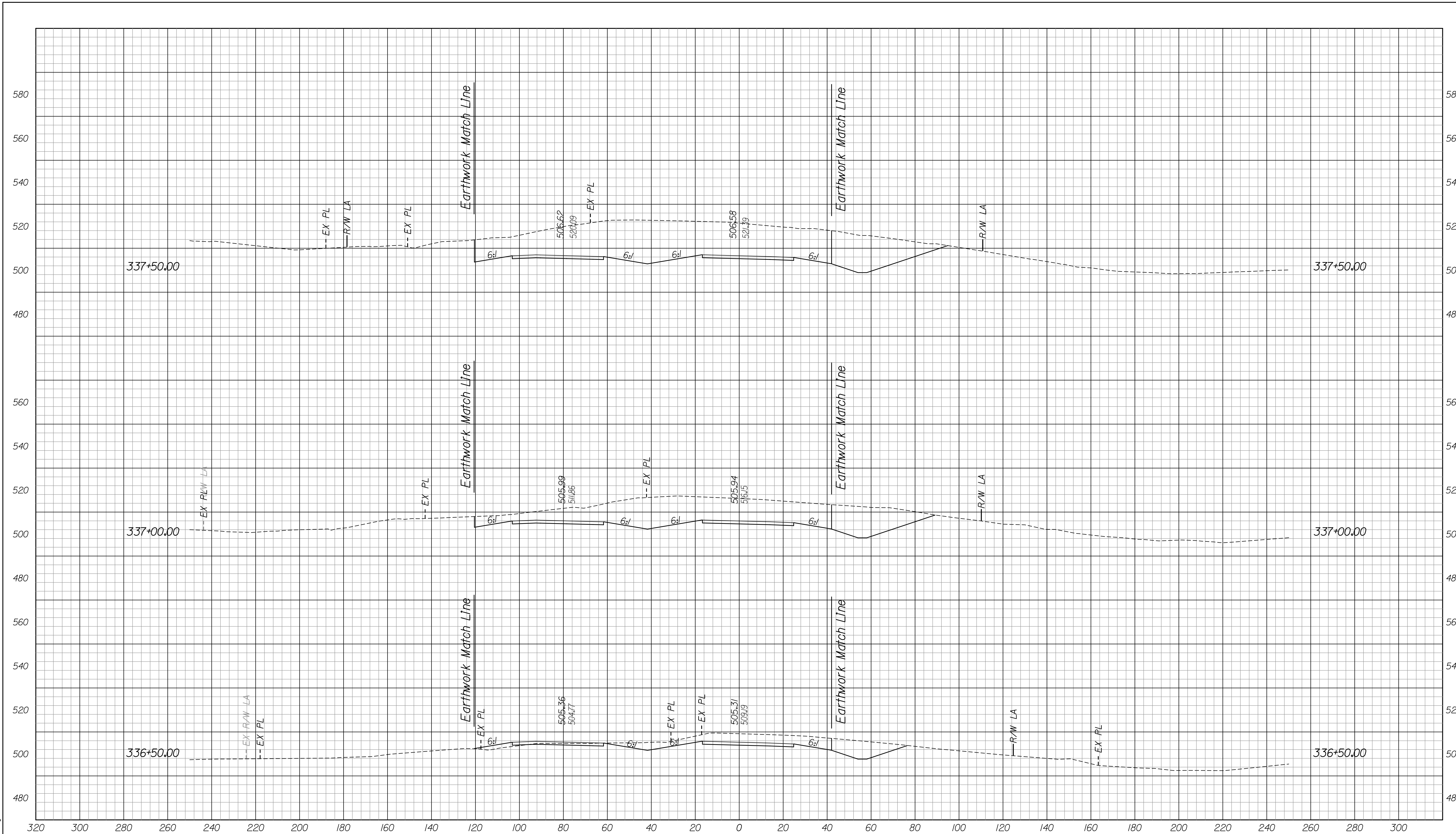


RECOMMENDED FOR APPROVAL _____
 DESIGN ENGINEER DATE

DESIGNED: AMH DRAWN: AMH
 CHECKED: JLC CHECKED: JMM

INDIANA
 DEPARTMENT OF TRANSPORTATION
 CROSS SECTIONS
 LINE "A"
 STA. 335+00.00 TO 336+00.00

HORIZONTAL SCALE 1" = 20'	BRIDGE FILE	
VERTICAL SCALE 1" = 20'	DESIGNATION 0810244	
SURVEY BOOK	DWG. NO. XS-1	SHEET NO. 1 of 60
CONTRACT	PROJECT 0810244	

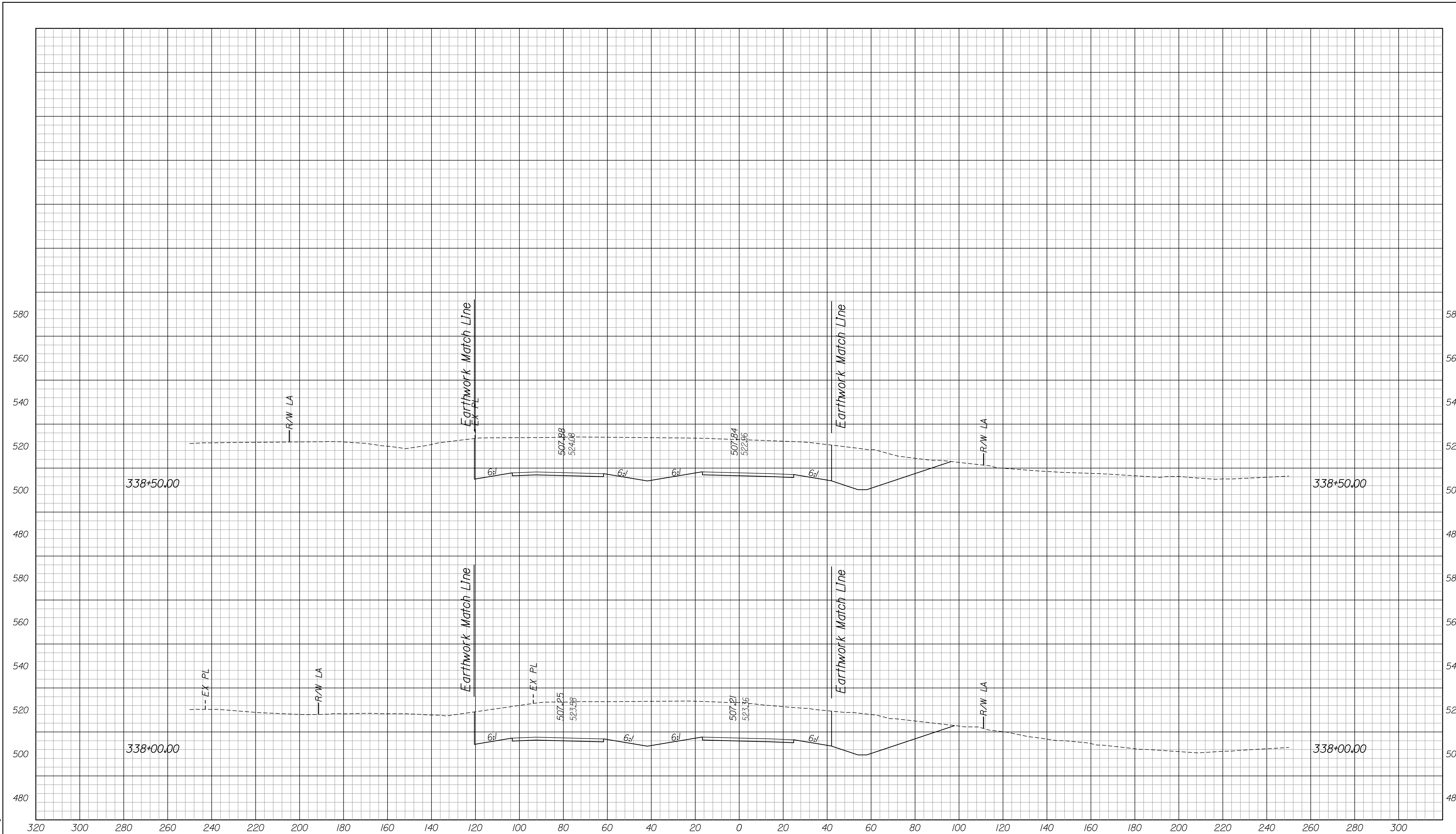


12/29/2011 1:39:39 PM
 c:\temp\mcom\mme08923\csl\A001.dgn

RECOMMENDED FOR APPROVAL	DESIGN ENGINEER	DATE
DESIGNED: AMH	DRAWN: AMH	
CHECKED: JLC	CHECKED: JMM	

INDIANA
 DEPARTMENT OF TRANSPORTATION
 CROSS SECTIONS
 LINE "A"
 STA. 336+50.00 TO 337+50.00

HORIZONTAL SCALE 1" = 20'	BRIDGE FILE	
VERTICAL SCALE 1" = 20'	DESIGNATION 0810244	
SURVEY BOOK	DWG. NO. XS-2	SHEET NO. 2 of 60
CONTRACT	PROJECT 0810244	

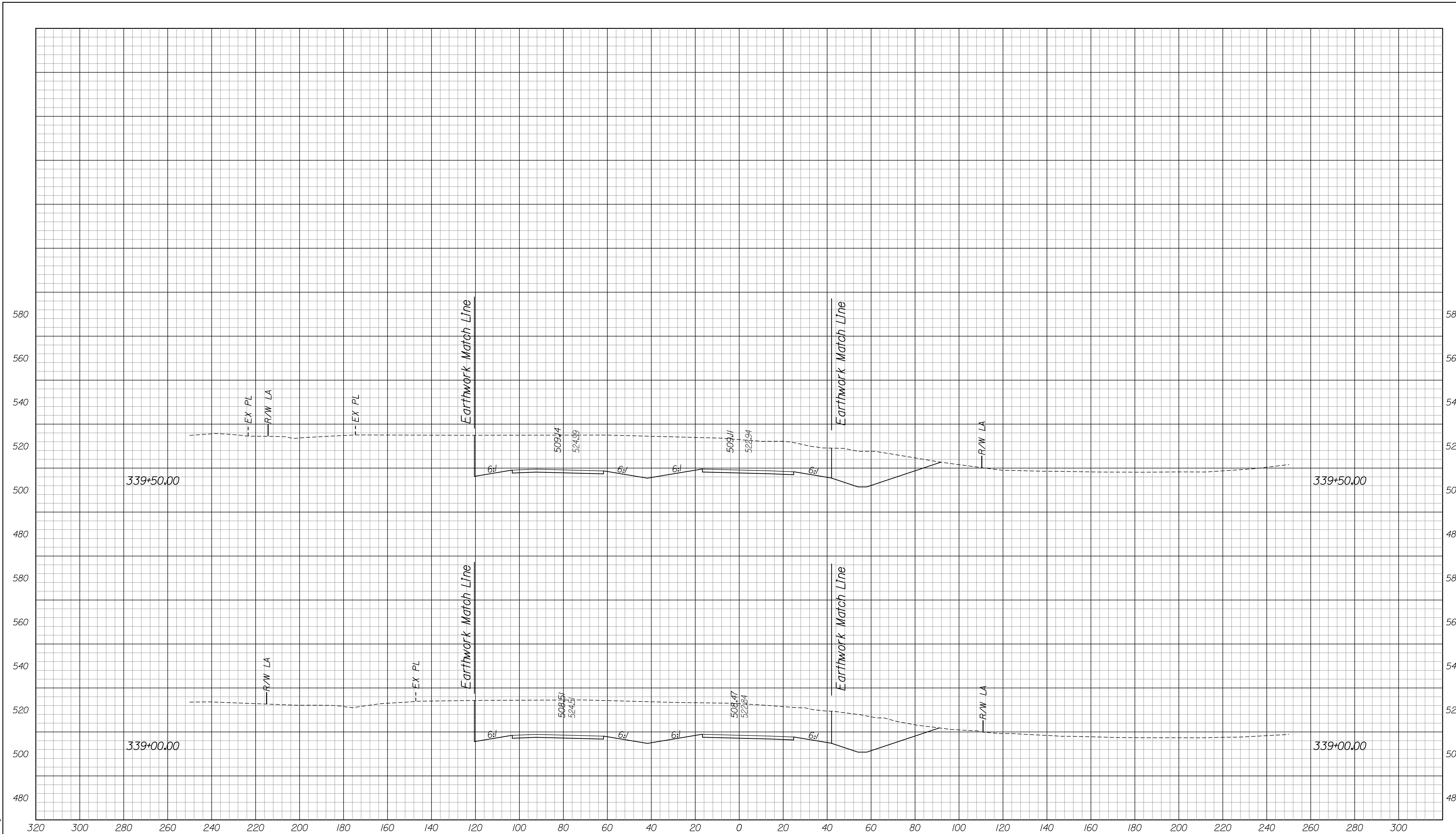


12/29/2011 1:39:43 PM
 c:\temp\mcom\mme0823\csl\A001.dgn

RECOMMENDED FOR APPROVAL _____		DESIGN ENGINEER _____ DATE _____	
DESIGNED: AMH	DRAWN: AMH		
CHECKED: JLC	CHECKED: JMM		

INDIANA
 DEPARTMENT OF TRANSPORTATION
 CROSS SECTIONS
 LINE "A"
 STA. 338+00.00 TO 338+50.00

HORIZONTAL SCALE 1" = 20'	BRIDGE FILE	
VERTICAL SCALE 1" = 20'	DESIGNATION 0810244	
SURVEY BOOK	DWG. NO. XS-3	SHEET NO. 3 of 60
CONTRACT	PROJECT 0810244	



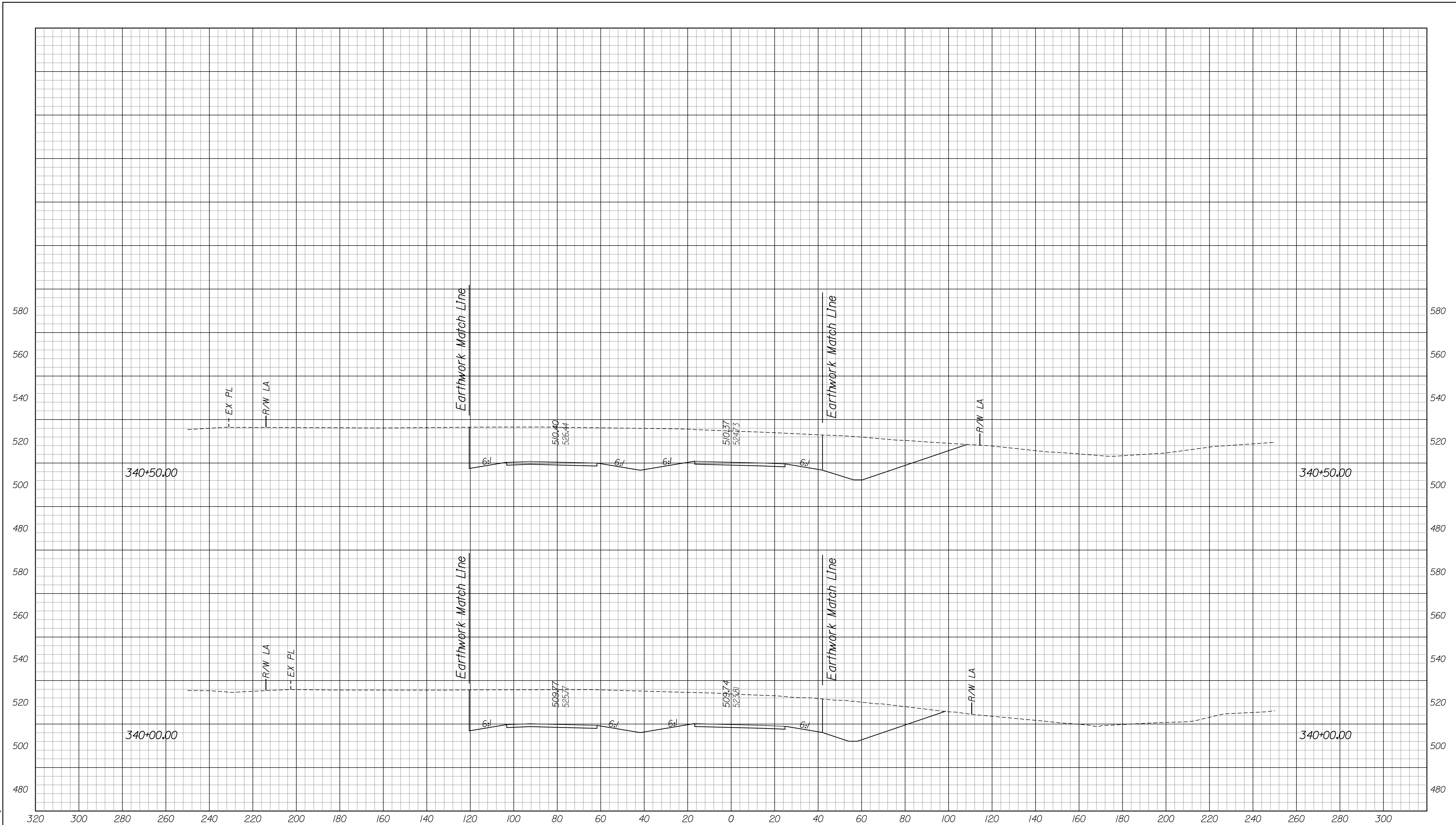
12/29/2011 1:39:47 PM
 c:\temp\mcom\mme0823\csl\A001.dgn

RECOMMENDED FOR APPROVAL _____		DESIGN ENGINEER _____ DATE _____	
DESIGNED: AMH	DRAWN: AMH		
CHECKED: JLC	CHECKED: JMM		

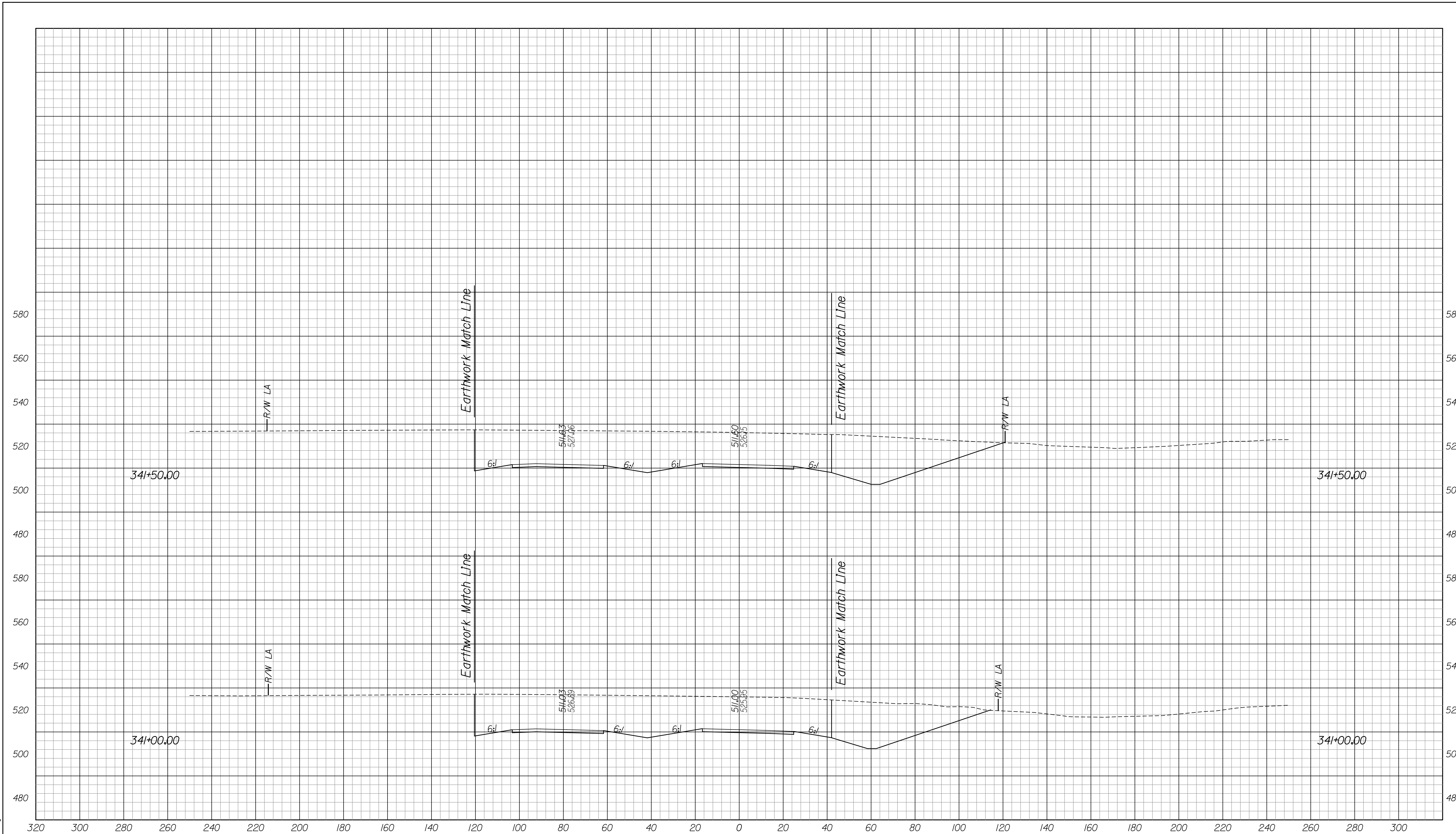
INDIANA
 DEPARTMENT OF TRANSPORTATION
CROSS SECTIONS
LINE "A"
 STA. 339+00.00 TO 339+50.00

HORIZONTAL SCALE 1" = 20'	BRIDGE FILE	
VERTICAL SCALE 1" = 20'	DESIGNATION 0810244	
SURVEY BOOK	DWG. NO. XS-4	SHEET NO. 4 of 60
CONTRACT	PROJECT 0810244	

12/29/2011 1:39:51 PM
 c:\temp\mcom\mno08923\csl\A001.dgn



	RECOMMENDED FOR APPROVAL _____ DESIGN ENGINEER DATE	INDIANA DEPARTMENT OF TRANSPORTATION	HORIZONTAL SCALE 1" = 20' VERTICAL SCALE 1" = 20'	BRIDGE FILE DESIGNATION 0810244
	DESIGNED: AMH DRAWN: AMH CHECKED: JLC CHECKED: JMM	CROSS SECTIONS LINE "A" STA. 340+00.00 TO 340+50.00	SURVEY BOOK CONTRACT	DWG. NO. XS-5 SHEET NO. 5 of 60 PROJECT 0810244



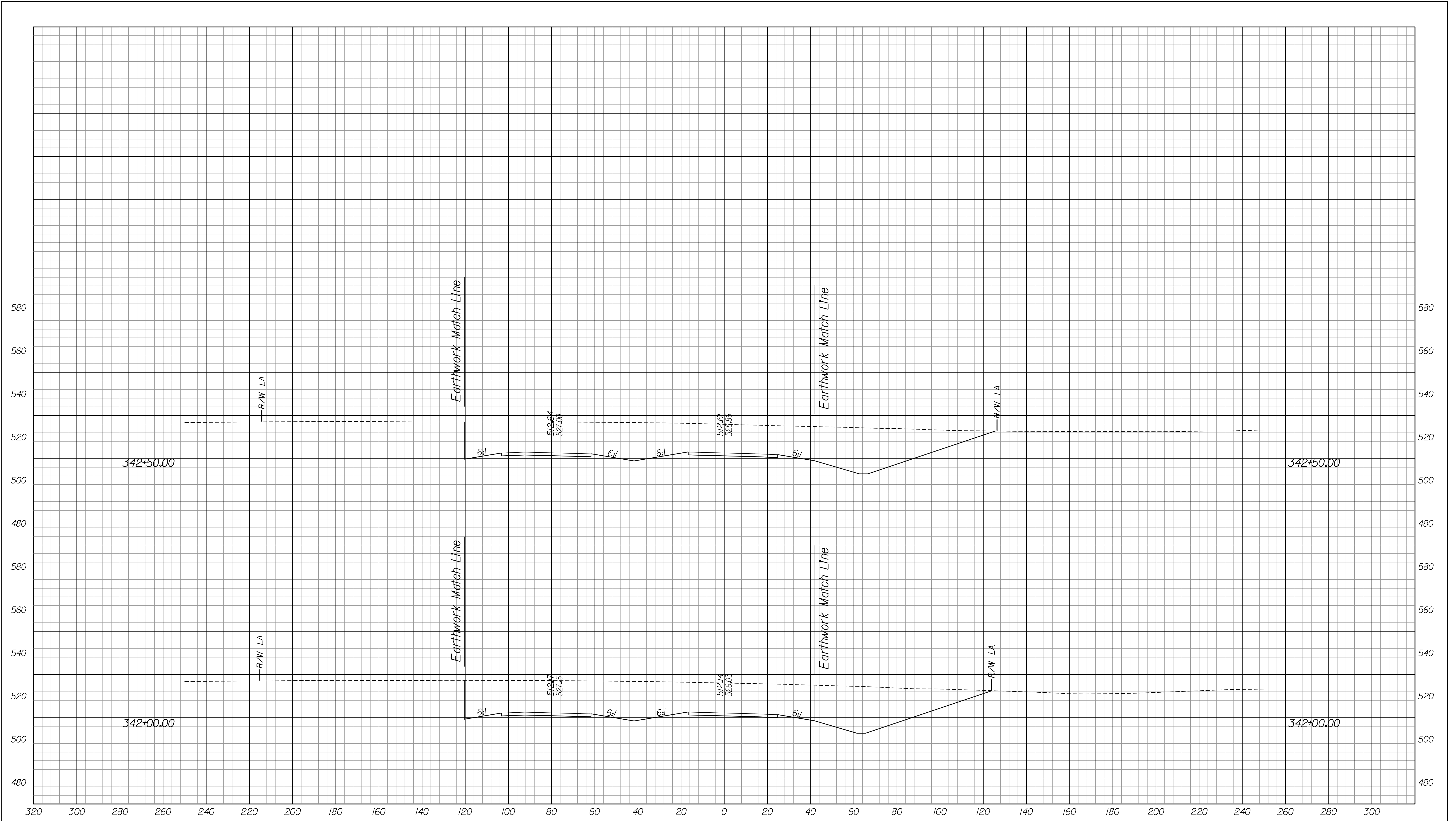
12/29/2011 1:39:54 PM
 c:\temp\mcom\mms0823\csl\A001.dgn

RECOMMENDED FOR APPROVAL _____	
DESIGNED: AMH	DRAWN: AMH
CHECKED: JLC	CHECKED: JMM

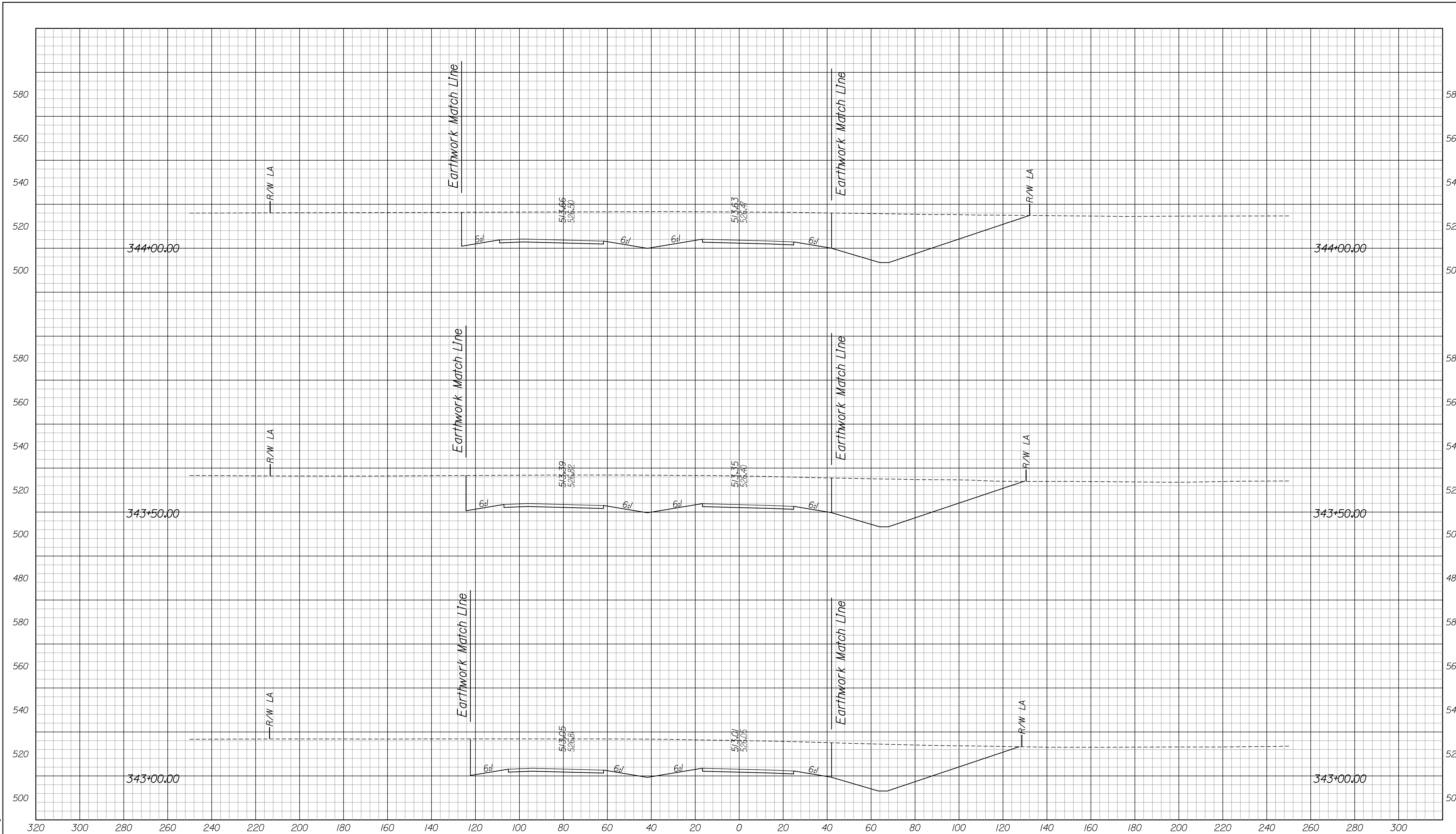
INDIANA
 DEPARTMENT OF TRANSPORTATION
CROSS SECTIONS
LINE "A"
 STA. 341+00.00 TO 341+50.00

HORIZONTAL SCALE 1" = 20'	BRIDGE FILE	
VERTICAL SCALE 1" = 20'	DESIGNATION 0810244	
SURVEY BOOK	DWG. NO. XS-6	SHEET NO. 6 of 60
CONTRACT	PROJECT 0810244	

12/29/2011 1:39:58 PM
 c:\temp\mcom\mno0823\csl\A001.dgn

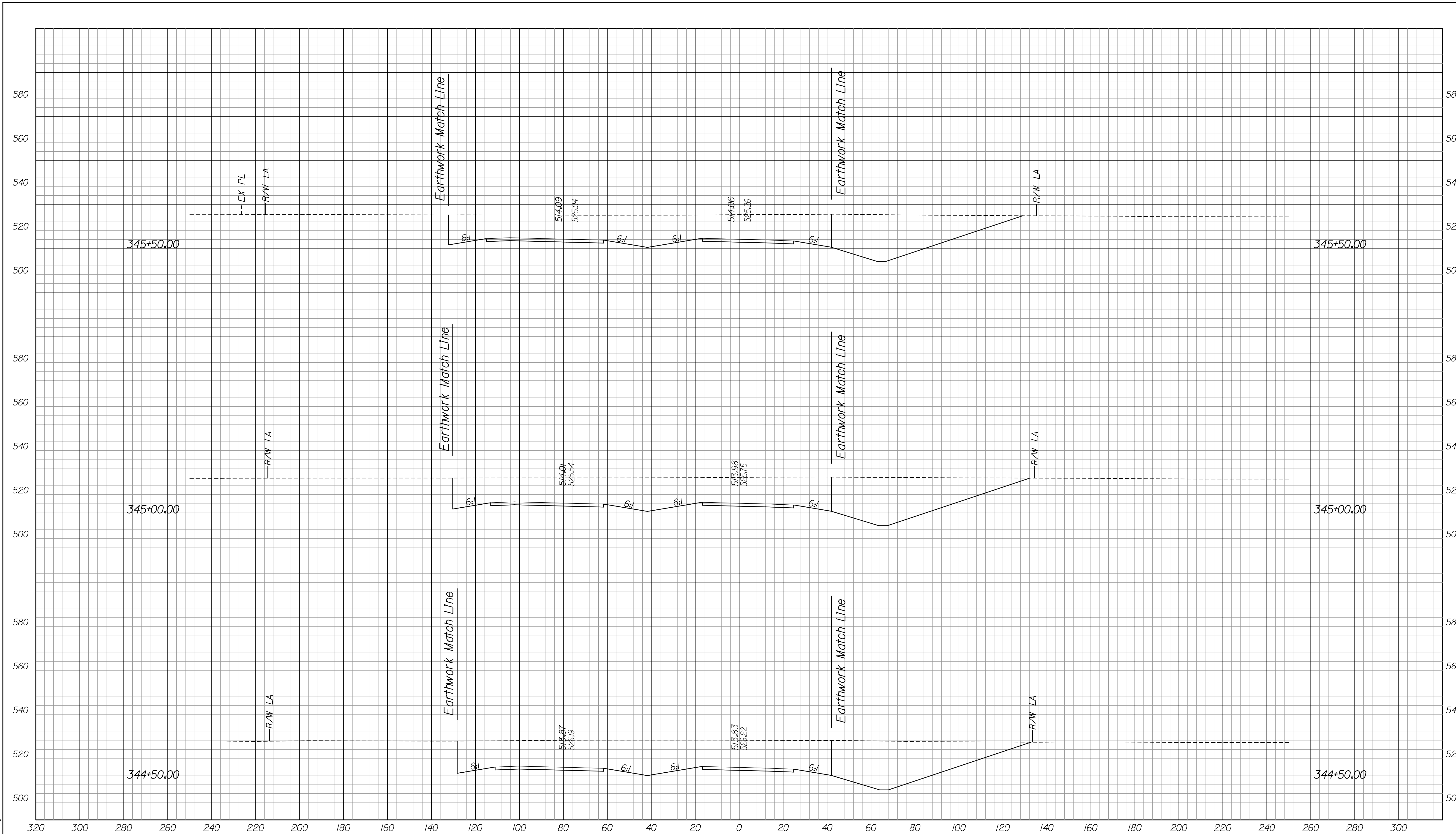


RECOMMENDED FOR APPROVAL _____ DESIGN ENGINEER _____ DATE _____	INDIANA DEPARTMENT OF TRANSPORTATION		HORIZONTAL SCALE 1" = 20'	BRIDGE FILE
			VERTICAL SCALE 1" = 20'	DESIGNATION 0810244
DESIGNED: AMH	DRAWN: AMH	CROSS SECTIONS LINE "A"		SURVEY BOOK
CHECKED: JLC	CHECKED: JMM	STA. 342+00.00 TO 342+50.00		DWG. NO. XS-7
				SHEET NO. 7 of 60
				CONTRACT
				PROJECT 0810244



12/29/2011 1:40:01 PM
 c:\temp\mcom\mcom08923\csl\A001.dgn

	RECOMMENDED FOR APPROVAL _____ DESIGN ENGINEER DATE	INDIANA DEPARTMENT OF TRANSPORTATION	HORIZONTAL SCALE 1" = 20' VERTICAL SCALE 1" = 20'	BRIDGE FILE 480
DESIGNED: AMH CHECKED: JLC	DRAWN: AMH CHECKED: JMM	CROSS SECTIONS LINE "A" STA. 343+00.00 TO 344+00.00	SURVEY BOOK CONTRACT	DWG. NO. XS-8 SHEET NO. 8 of 60 PROJECT 0810244



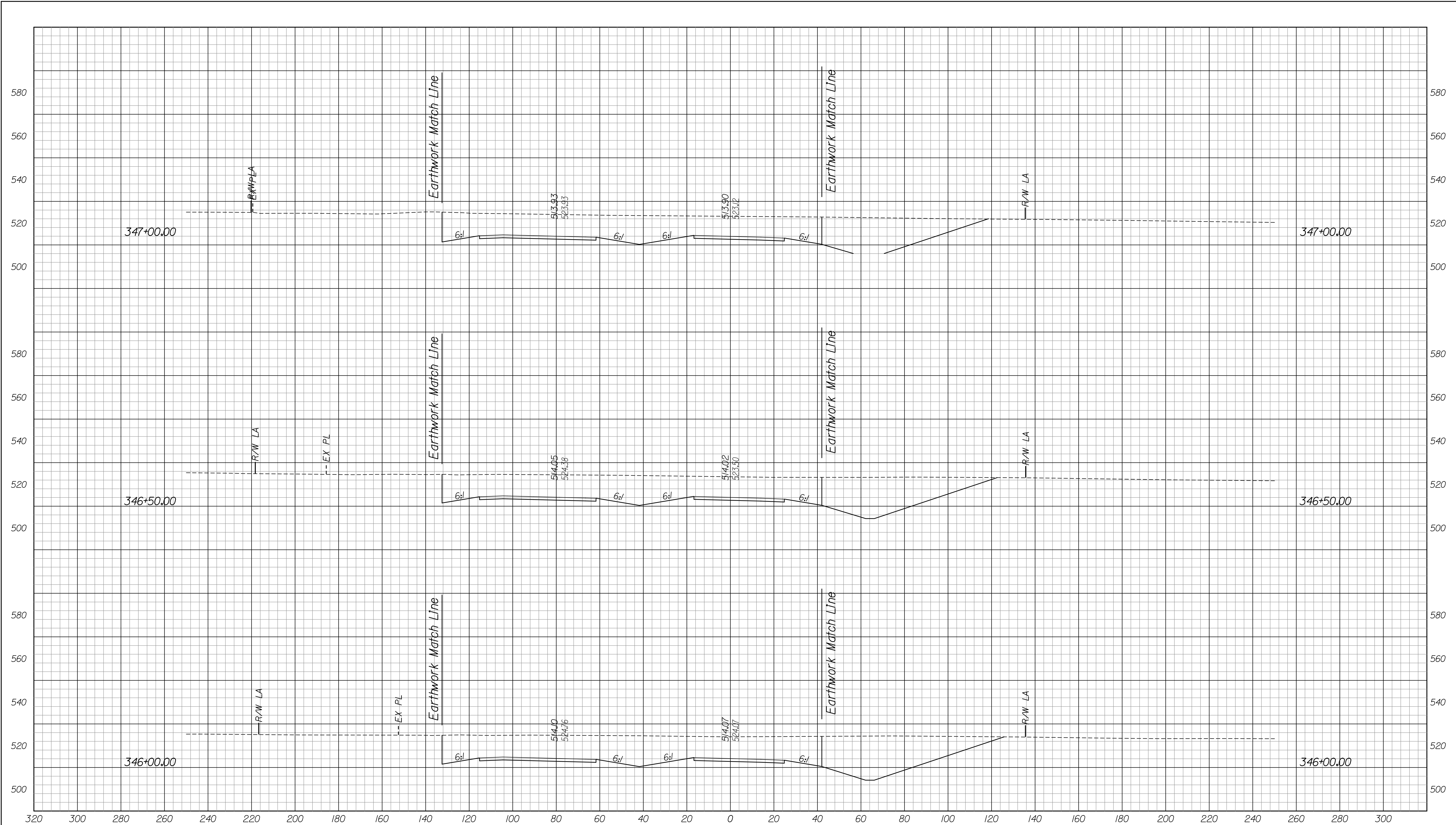
12/29/2011 1:40:05 PM
 c:\temp\mcm\mcm08923\csl\A001.dgn

RECOMMENDED FOR APPROVAL _____	
DESIGNED: AMH	DRAWN: AMH
CHECKED: JLC	CHECKED: JMM

INDIANA
 DEPARTMENT OF TRANSPORTATION
 CROSS SECTIONS
 LINE "A"
 STA. 344+50.00 TO 345+50.00

HORIZONTAL SCALE 1" = 20'	BRIDGE FILE	
VERTICAL SCALE 1" = 20'	DESIGNATION 0810244	
SURVEY BOOK	DWG. NO. XS-9	SHEET NO. 9 of 60
CONTRACT	PROJECT 0810244	

12/29/2011 1:40:09 PM
 c:\temp\mcm\mcm08923\csl\A001.dgn

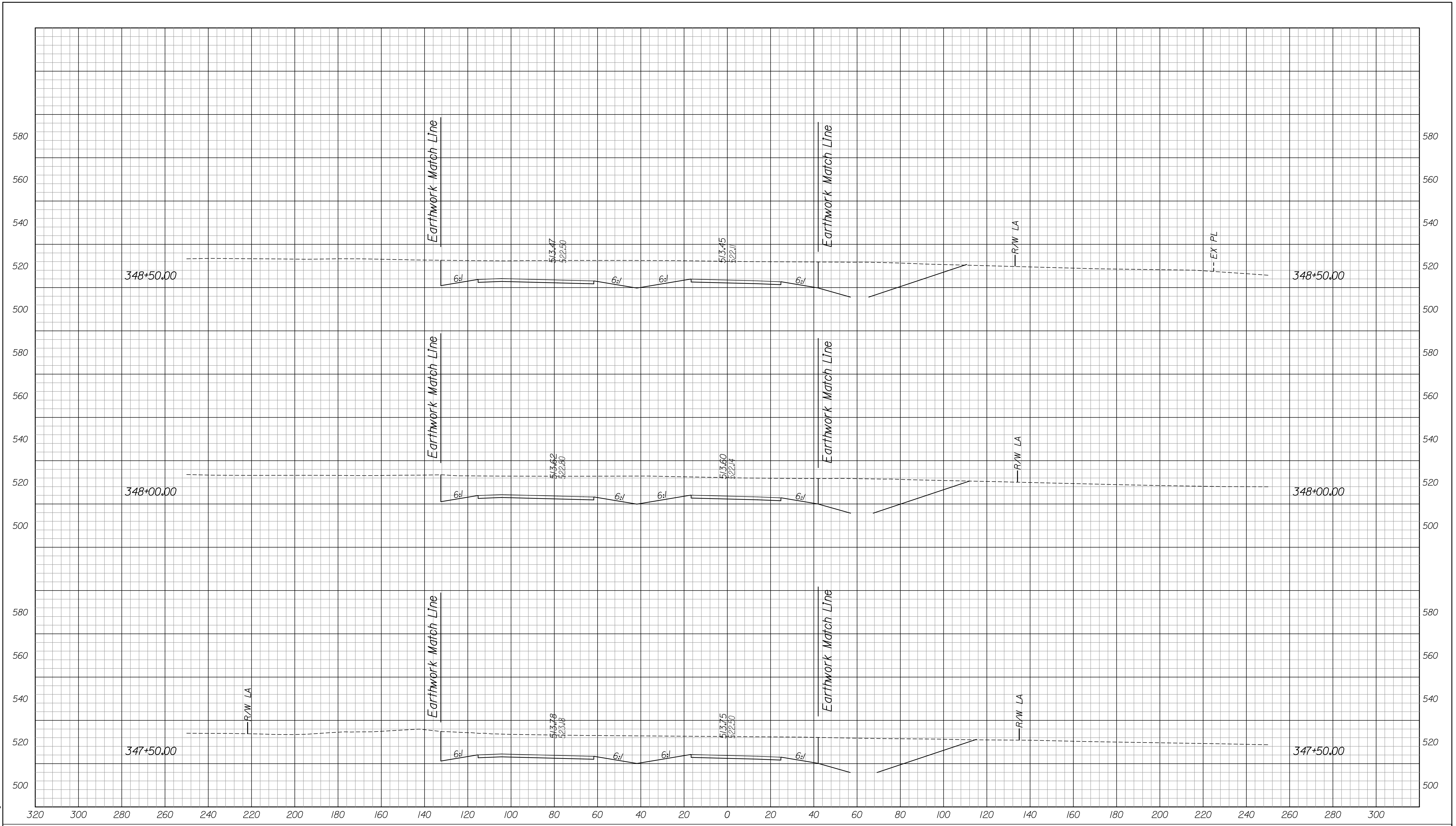


RECOMMENDED FOR APPROVAL _____	
DESIGNED: AMH	DRAWN: AMH
CHECKED: JLC	CHECKED: JMM

INDIANA
 DEPARTMENT OF TRANSPORTATION
 CROSS SECTIONS
 LINE "A"
 STA. 346+00.00 TO 347+00.00

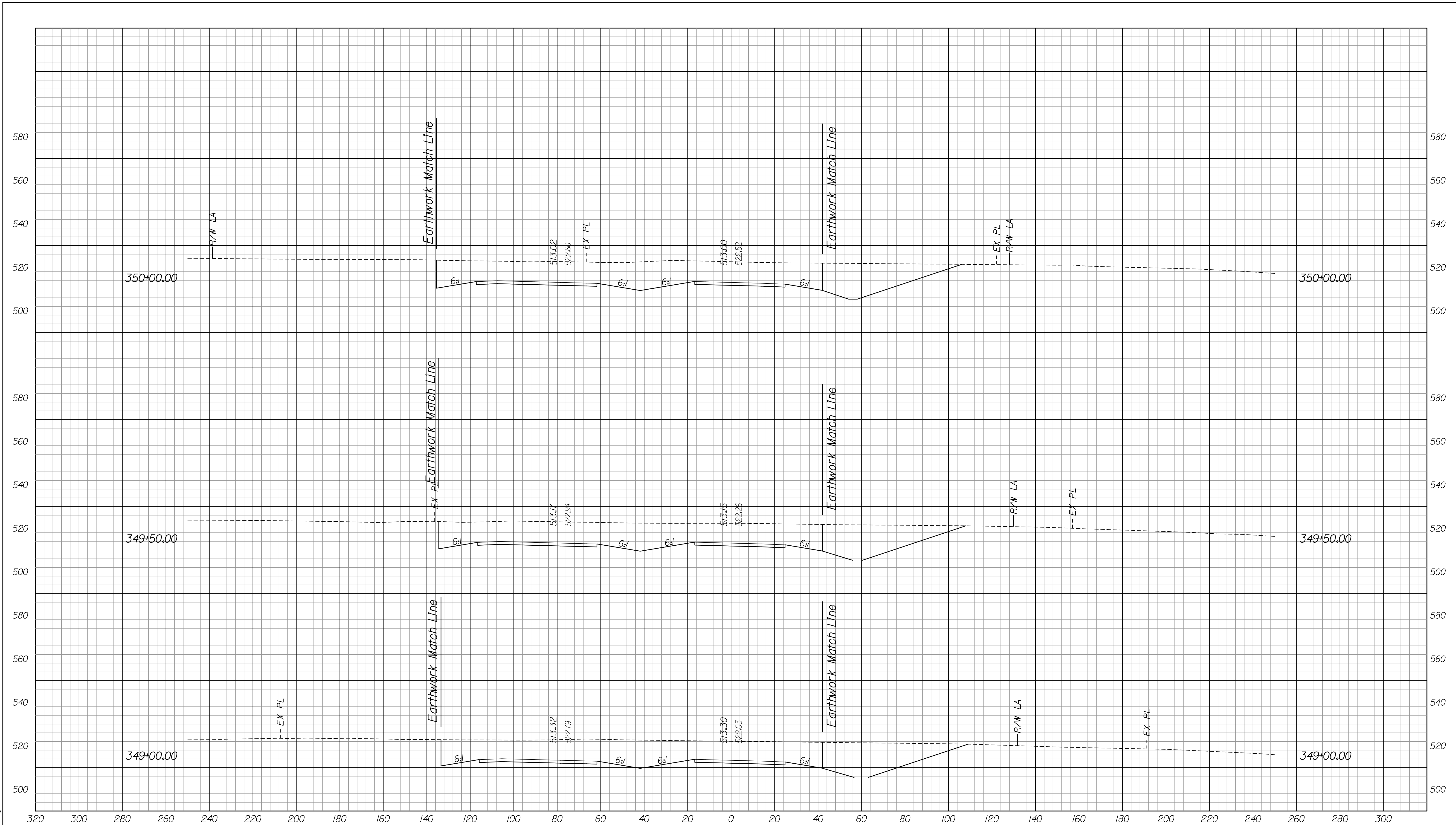
HORIZONTAL SCALE 1" = 20'	BRIDGE FILE	
VERTICAL SCALE 1" = 20'	DESIGNATION 0810244	
SURVEY BOOK	DWG. NO. XS-10	SHEET NO. 10 of 60
CONTRACT	PROJECT 0810244	

12/29/2011 1:40:13 PM
 c:\temp\mcom\mms08923\csl\A001.dgn



RECOMMENDED FOR APPROVAL	DESIGN ENGINEER		DATE
	DESIGNED: AMH	DRAWN: AMH	CHECKED: JMM
CHECKED: JLC	INDIANA DEPARTMENT OF TRANSPORTATION		
CROSS SECTIONS LINE "A" STA. 347+50.00 TO 348+50.00			
HORIZONTAL SCALE 1" = 20'	BRIDGE FILE		
VERTICAL SCALE 1" = 20'	DESIGNATION 0810244		
SURVEY BOOK	DWG. NO. XS-II	SHEET NO. II of 60	
CONTRACT	PROJECT 0810244		

12/29/2011 1:40:17 PM
 c:\temp\mcom\mno08923\csl\A001.dgn

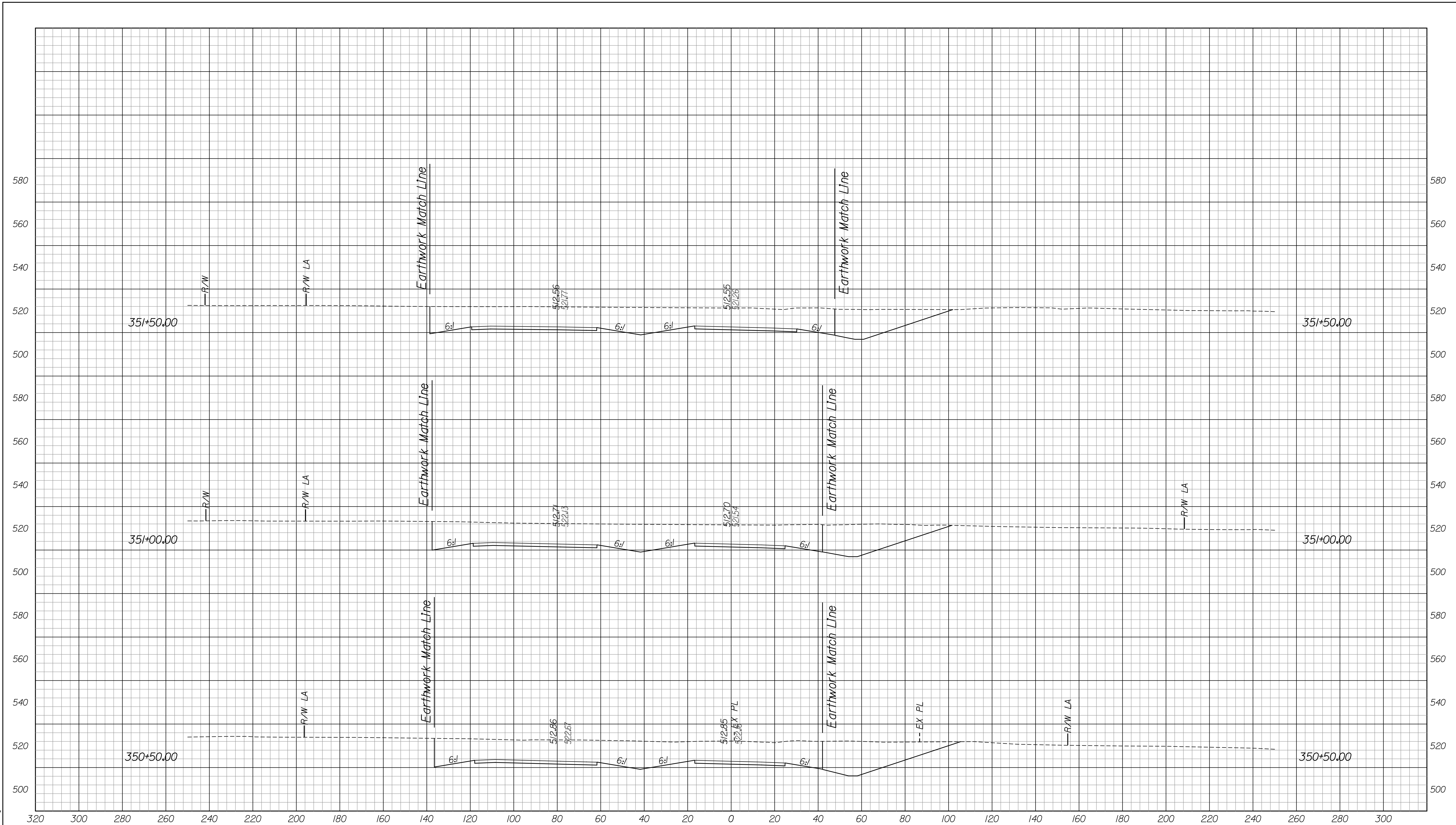


RECOMMENDED FOR APPROVAL _____	
DESIGNED: AMH	DRAWN: AMH
CHECKED: JLC	CHECKED: JMM

INDIANA
 DEPARTMENT OF TRANSPORTATION
 CROSS SECTIONS
 LINE "A"
 STA. 349+00.00 TO 350+00.00

HORIZONTAL SCALE 1" = 20'	BRIDGE FILE	
VERTICAL SCALE 1" = 20'	DESIGNATION 0810244	
SURVEY BOOK	DWG. NO. XS-12	SHEET NO. 12 of 60
CONTRACT	PROJECT 0810244	

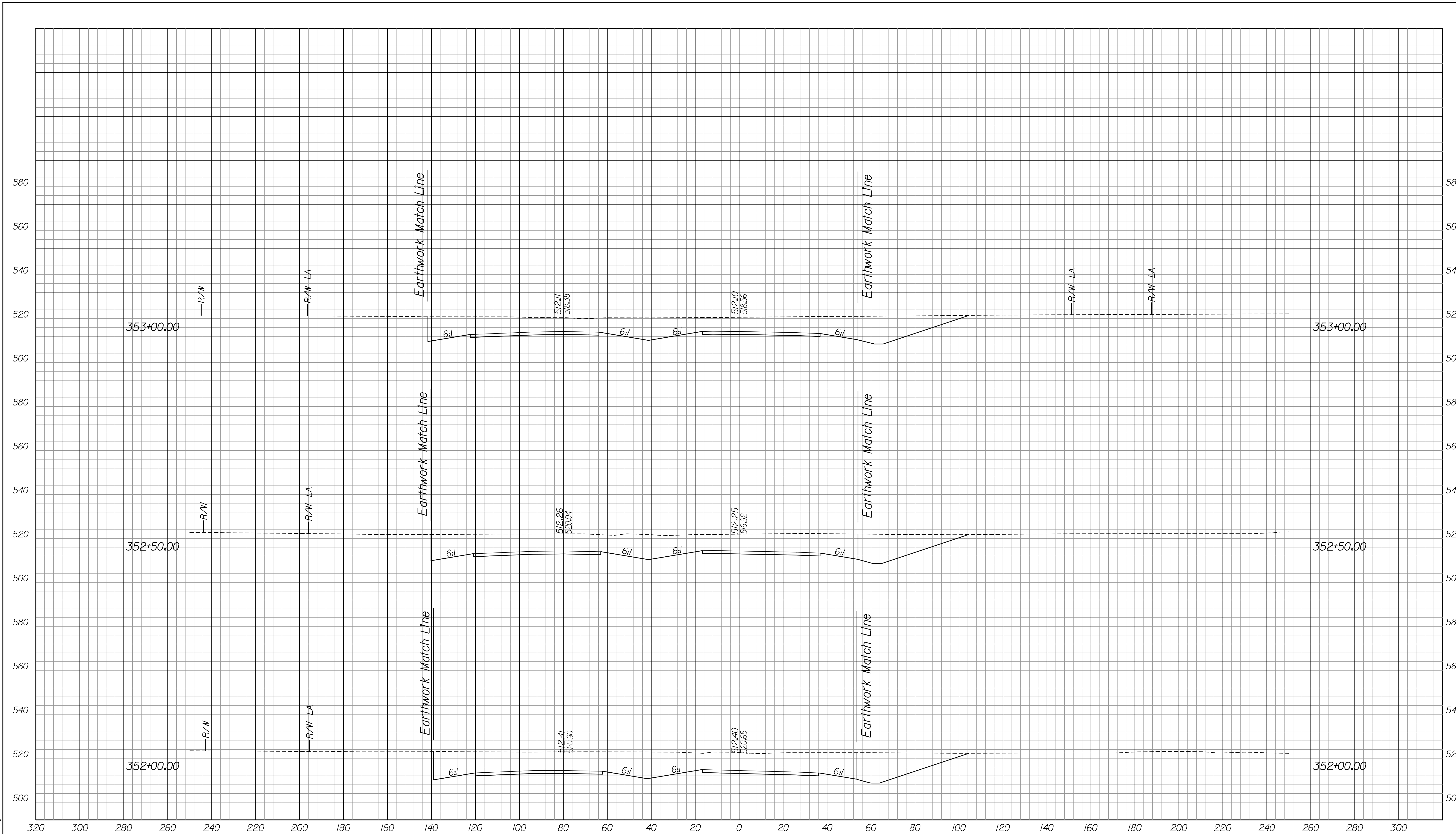
12/29/2011 1:40:21 PM
 c:\temp\mcom\mms08923\csl\A001.dgn



RECOMMENDED FOR APPROVAL _____	
DESIGN ENGINEER _____ DATE _____	
DESIGNED: AMH	DRAWN: AMH
CHECKED: JLC	CHECKED: JMM

INDIANA
 DEPARTMENT OF TRANSPORTATION
 CROSS SECTIONS
 LINE "A"
 STA. 350+50.00 TO 351+50.00

HORIZONTAL SCALE 1" = 20'	BRIDGE FILE	
VERTICAL SCALE 1" = 20'	DESIGNATION 0810244	
SURVEY BOOK	DWG. NO. XS-13	SHEET NO. 13 of 60
CONTRACT	PROJECT 0810244	



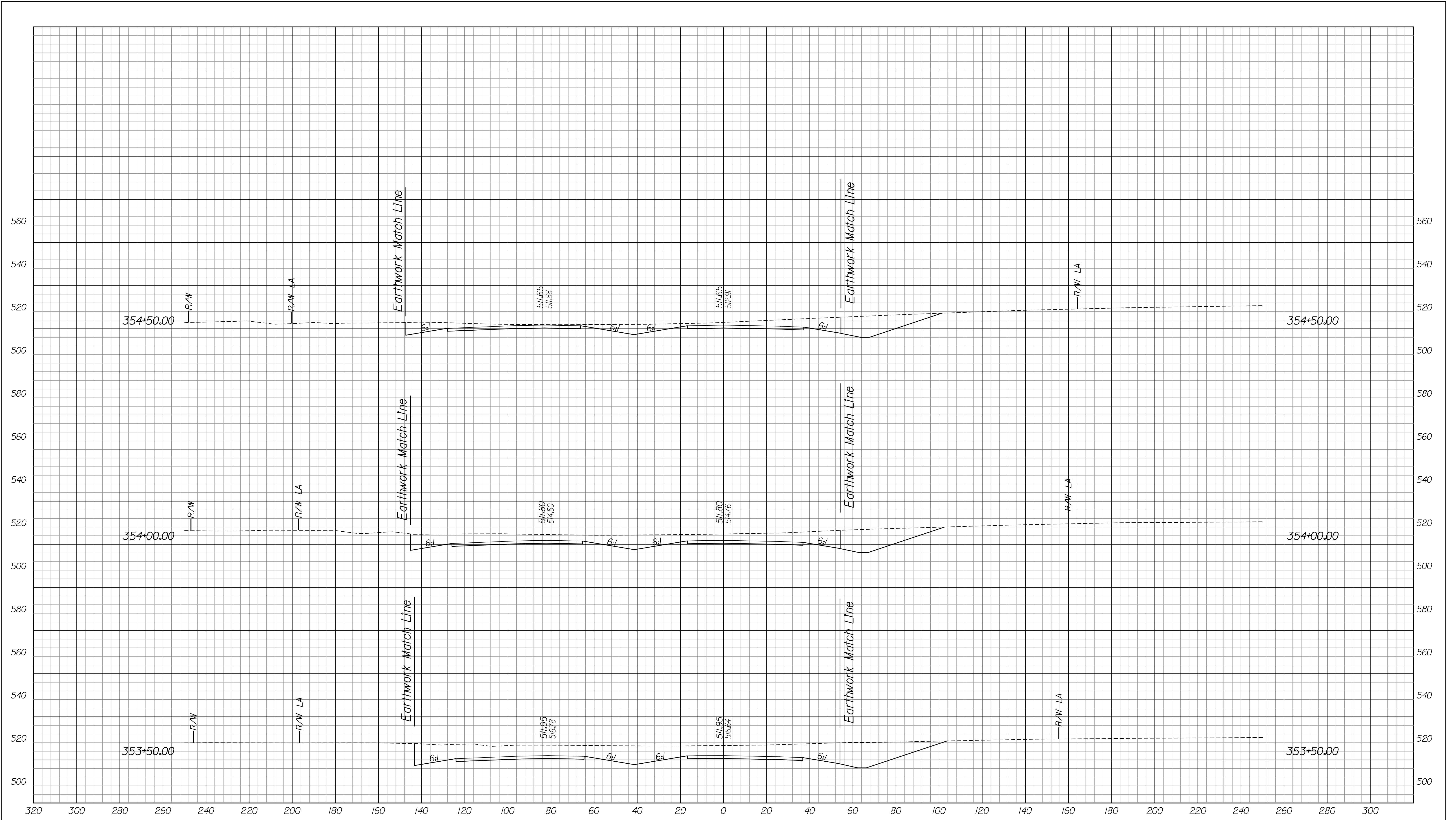
12/29/2011 1:43:12 PM
 c:\temp\mcom\mno08923\csl\A001.dgn

RECOMMENDED FOR APPROVAL _____		DESIGN ENGINEER _____ DATE _____	
DESIGNED: AMH	DRAWN: AMH		
CHECKED: JLC	CHECKED: JMM		

INDIANA
 DEPARTMENT OF TRANSPORTATION
 CROSS SECTIONS
 LINE "A"
 STA. 352+00.00 TO 353+00.00

HORIZONTAL SCALE 1" = 20'	BRIDGE FILE	
VERTICAL SCALE 1" = 20'	DESIGNATION 0810244	
SURVEY BOOK	DWG. NO. XS-14	SHEET NO. 14 of 60
CONTRACT	PROJECT 0810244	

12/29/2011 1:40:25 PM
 c:\temp\mcom\mme08923\csl\A001.dgn

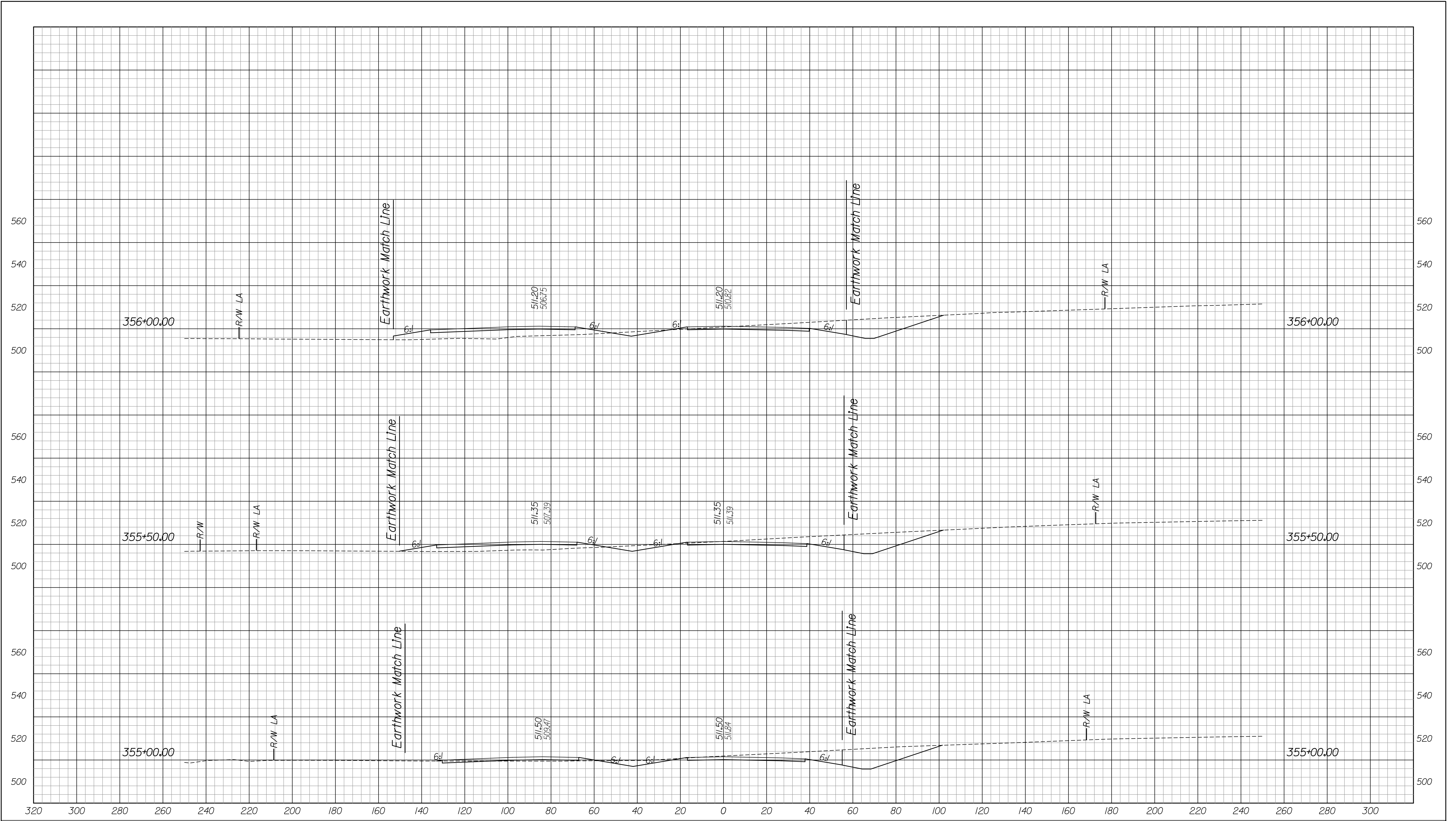


RECOMMENDED FOR APPROVAL _____
 DESIGN ENGINEER DATE
 DESIGNED: AMH DRAWN: AMH
 CHECKED: JLC CHECKED: JMM

INDIANA
 DEPARTMENT OF TRANSPORTATION
 CROSS SECTIONS
 LINE "A"
 STA. 353+50.00 TO 354+50.00

HORIZONTAL SCALE 1" = 20'	BRIDGE FILE	
VERTICAL SCALE 1" = 20'	DESIGNATION 0810244	
SURVEY BOOK	DWG. NO. XS-15	SHEET NO. 15 of 60
CONTRACT	PROJECT 0810244	

12/29/2011 1:40:29 PM
 c:\temp\mcom\mms08923\csl\A001.dgn



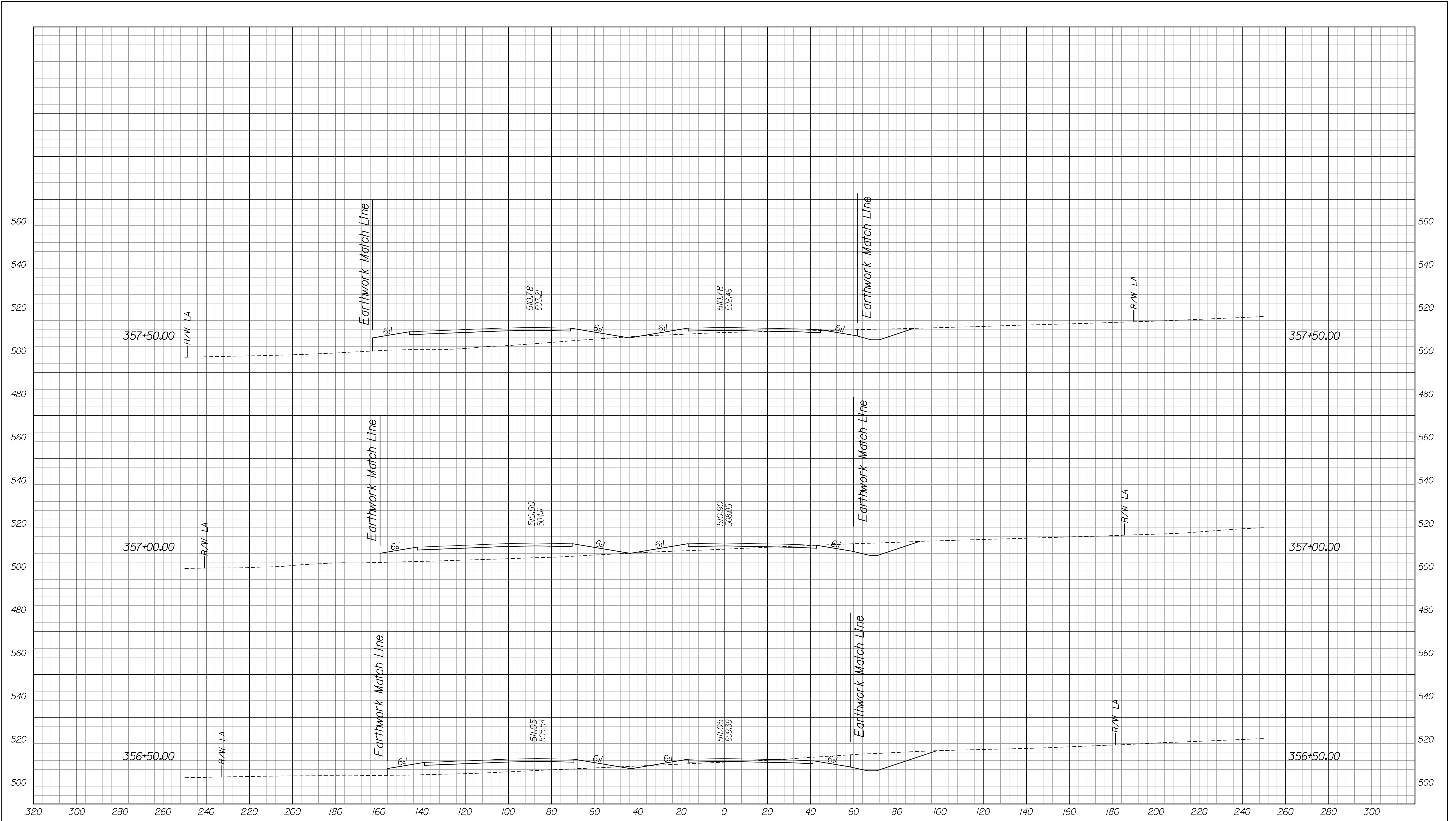
RECOMMENDED FOR APPROVAL _____
 DESIGN ENGINEER DATE

DESIGNED: AMH DRAWN: AMH
 CHECKED: JLC CHECKED: JMM

INDIANA
 DEPARTMENT OF TRANSPORTATION
 CROSS SECTIONS
 LINE "A"
 STA. 355+00.00 TO 356+00.00

HORIZONTAL SCALE 1" = 20'	BRIDGE FILE	
VERTICAL SCALE 1" = 20'	DESIGNATION 0810244	
SURVEY BOOK	DWG. NO. XS-16	SHEET NO. 16 of 60
CONTRACT	PROJECT 0810244	

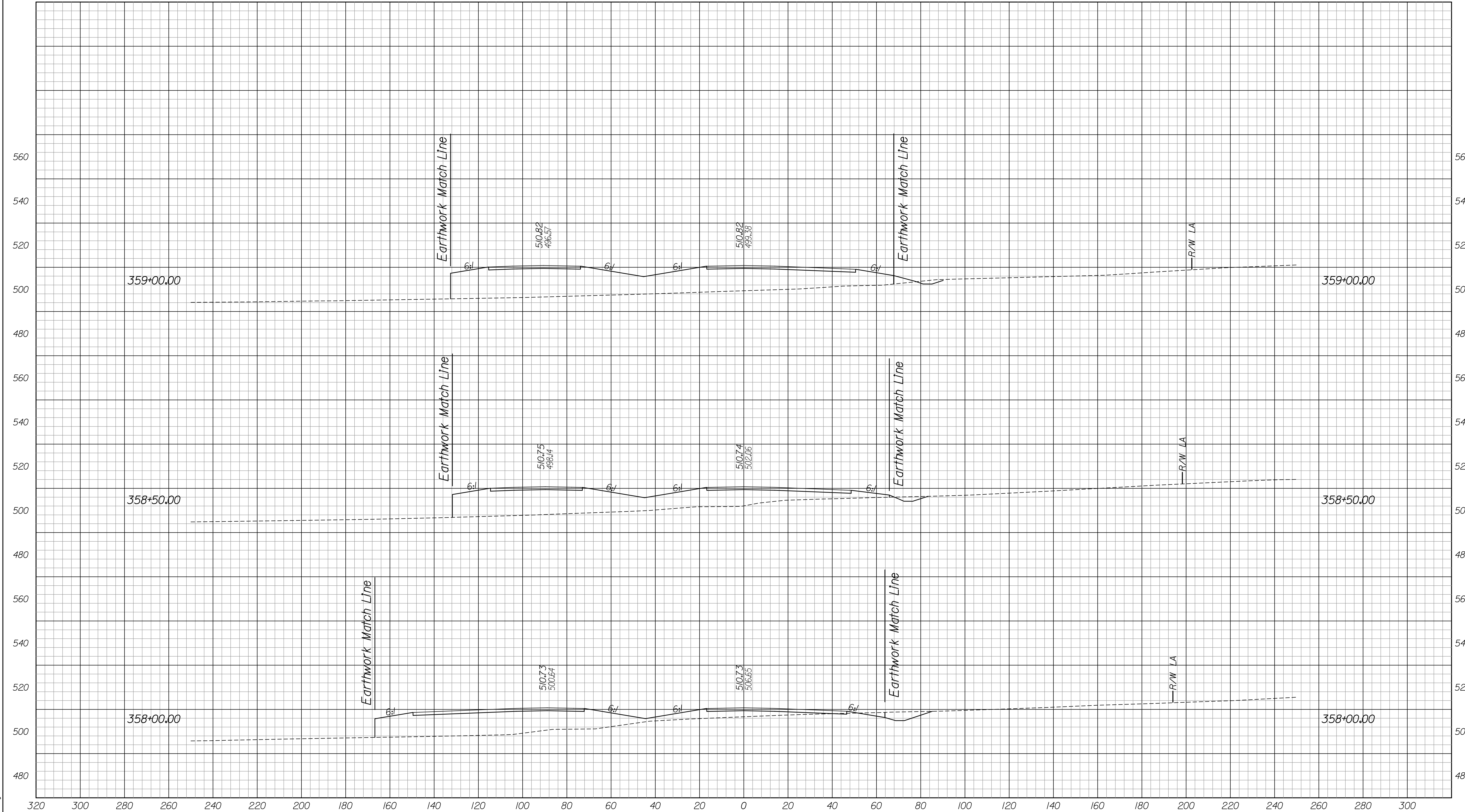
12/29/2011 1:40:32 PM
 c:\temp\mcom\mms08923\csl\A001.dgn



RECOMMENDED FOR APPROVAL	DESIGN ENGINEER		DATE	
	DESIGNED: AMH	DRAWN: AMH		
CHECKED: JLC	CHECKED: JMM			

INDIANA DEPARTMENT OF TRANSPORTATION		
CROSS SECTIONS LINE "A" STA. 356+50.00 TO 357+50.00		

HORIZONTAL SCALE 1" = 20'	BRIDGE FILE	
VERTICAL SCALE 1" = 20'	DESIGNATION 0810244	
SURVEY BOOK	DWG. NO. XS-17	SHEET NO. 17 of 60
CONTRACT	PROJECT 0810244	



12/29/2011 1:40:56 PM
 c:\temp\mcom\mms08923\csl\A001.dgn

RECOMMENDED FOR APPROVAL _____
 DESIGN ENGINEER DATE

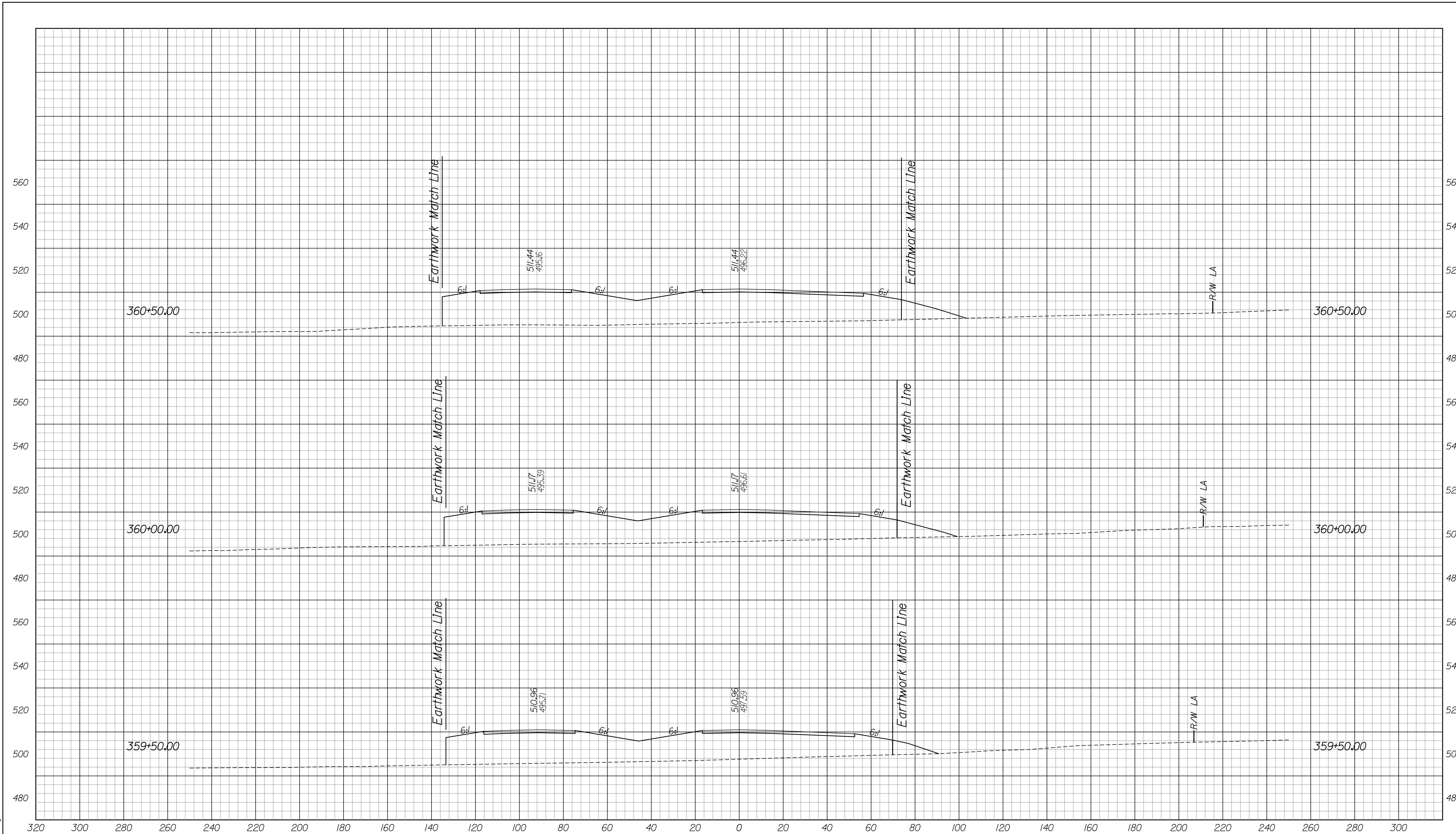
DESIGNED: AMH DRAWN: AMH

CHECKED: JLC CHECKED: JMM

INDIANA
 DEPARTMENT OF TRANSPORTATION

CROSS SECTIONS
 LINE "A"
 STA. 358+00.00 TO 359+00.00

HORIZONTAL SCALE 1" = 20'	BRIDGE FILE	
VERTICAL SCALE 1" = 20'	DESIGNATION 0810244	
SURVEY BOOK	DWG. NO. XS-18	SHEET NO. 18 of 60
CONTRACT	PROJECT 0810244	



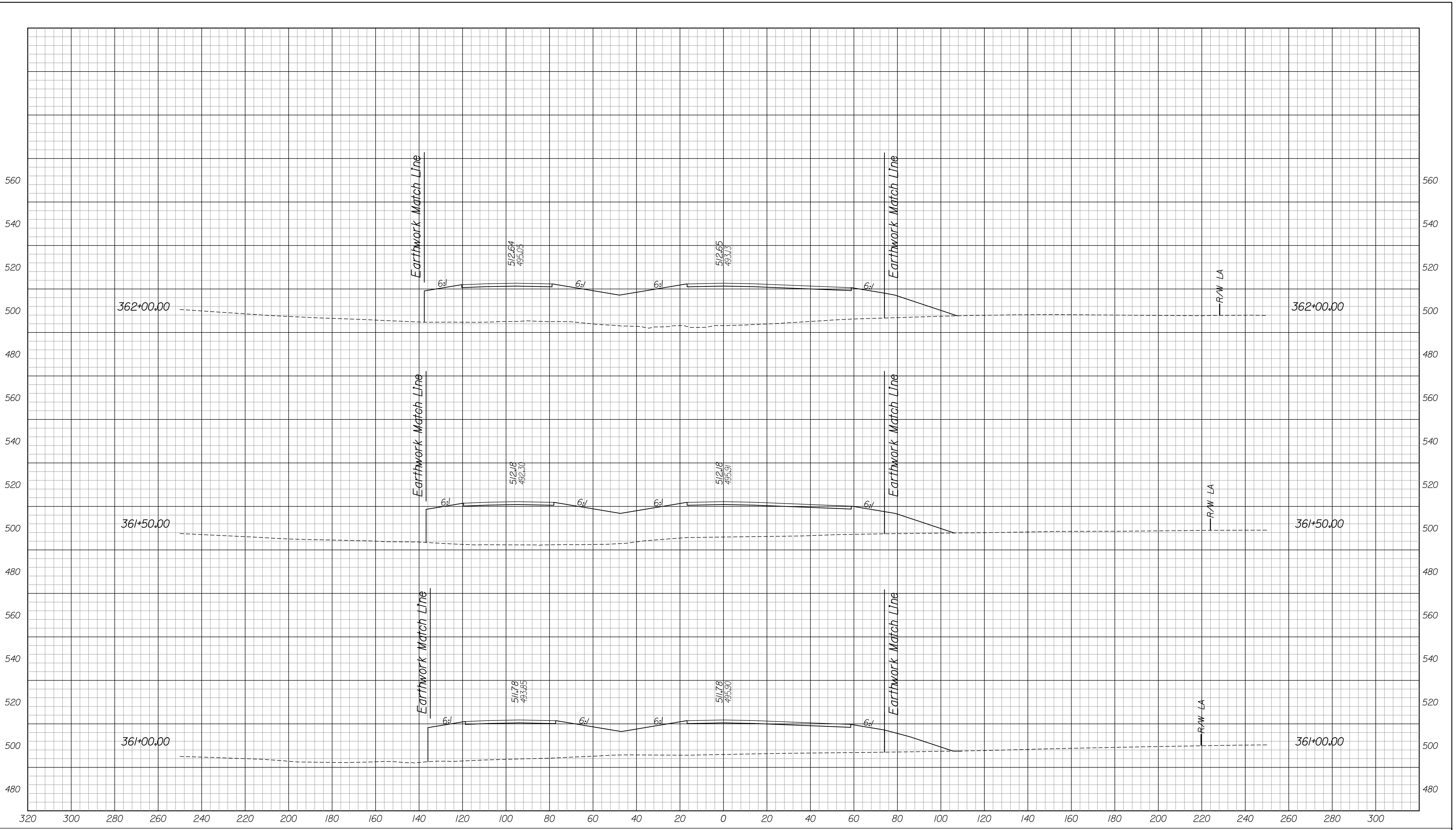
12/29/2011 1:40:40 PM
 c:\temp\mcom\mms08923\csl\A001.dgn

RECOMMENDED FOR APPROVAL _____	
DESIGNED: AMH	DRAWN: AMH
CHECKED: JLC	CHECKED: JMM

INDIANA
 DEPARTMENT OF TRANSPORTATION
 CROSS SECTIONS
 LINE "A"
 STA. 359+50.00 TO 360+50.00

HORIZONTAL SCALE 1" = 20'	BRIDGE FILE	
VERTICAL SCALE 1" = 20'	DESIGNATION 0810244	
SURVEY BOOK	DWG. NO. XS-19	SHEET NO. 19 of 60
CONTRACT	PROJECT 0810244	

12/29/2011 14:31:16 PM
 c:\temp\mcom\mms08923\csl\A001.dgn

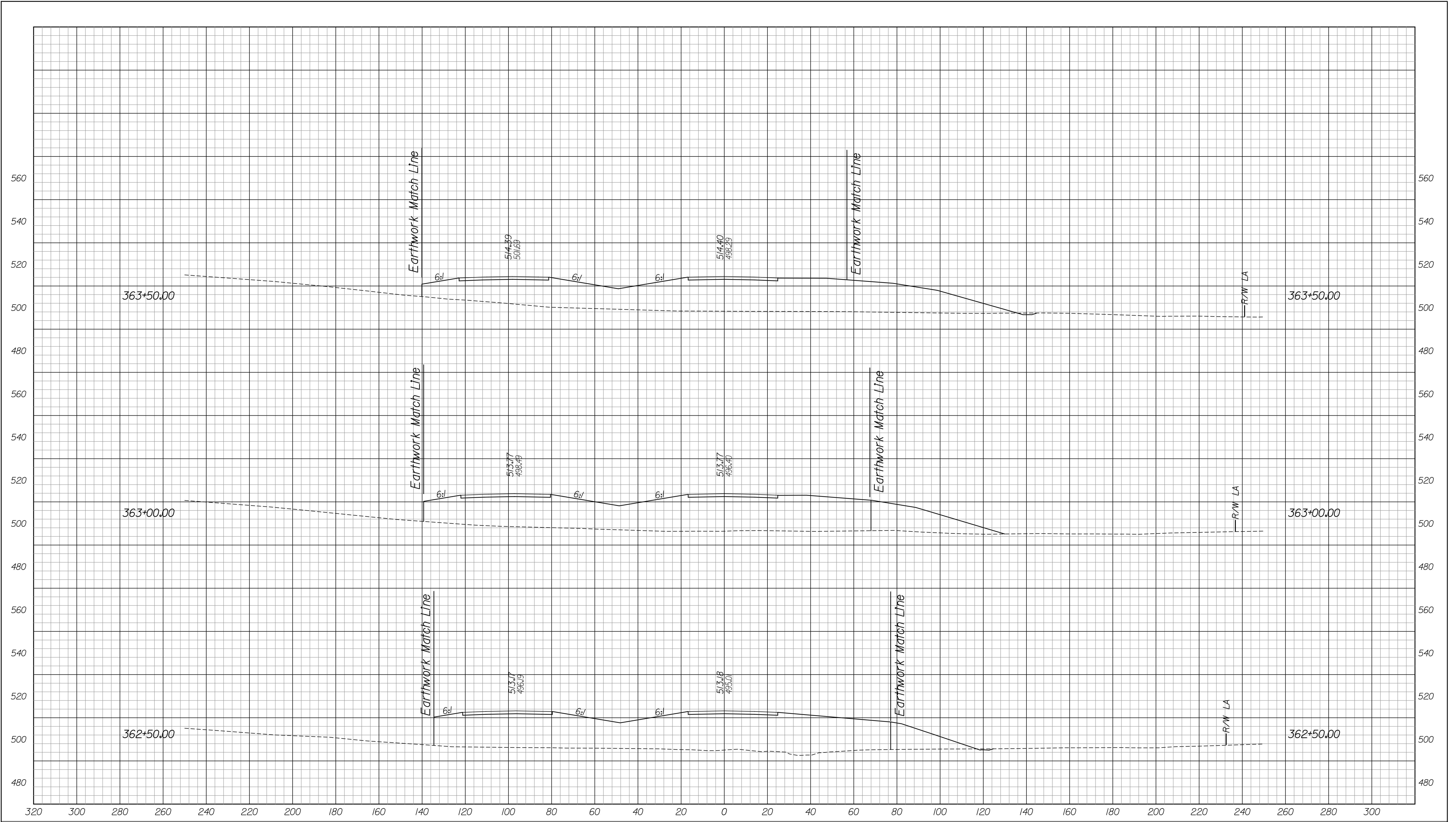


RECOMMENDED FOR APPROVAL	DESIGN ENGINEER		DATE
	DESIGNED: AMH	DRAWN: AMH	CHECKED: JMM
CHECKED: JLC	DATE		

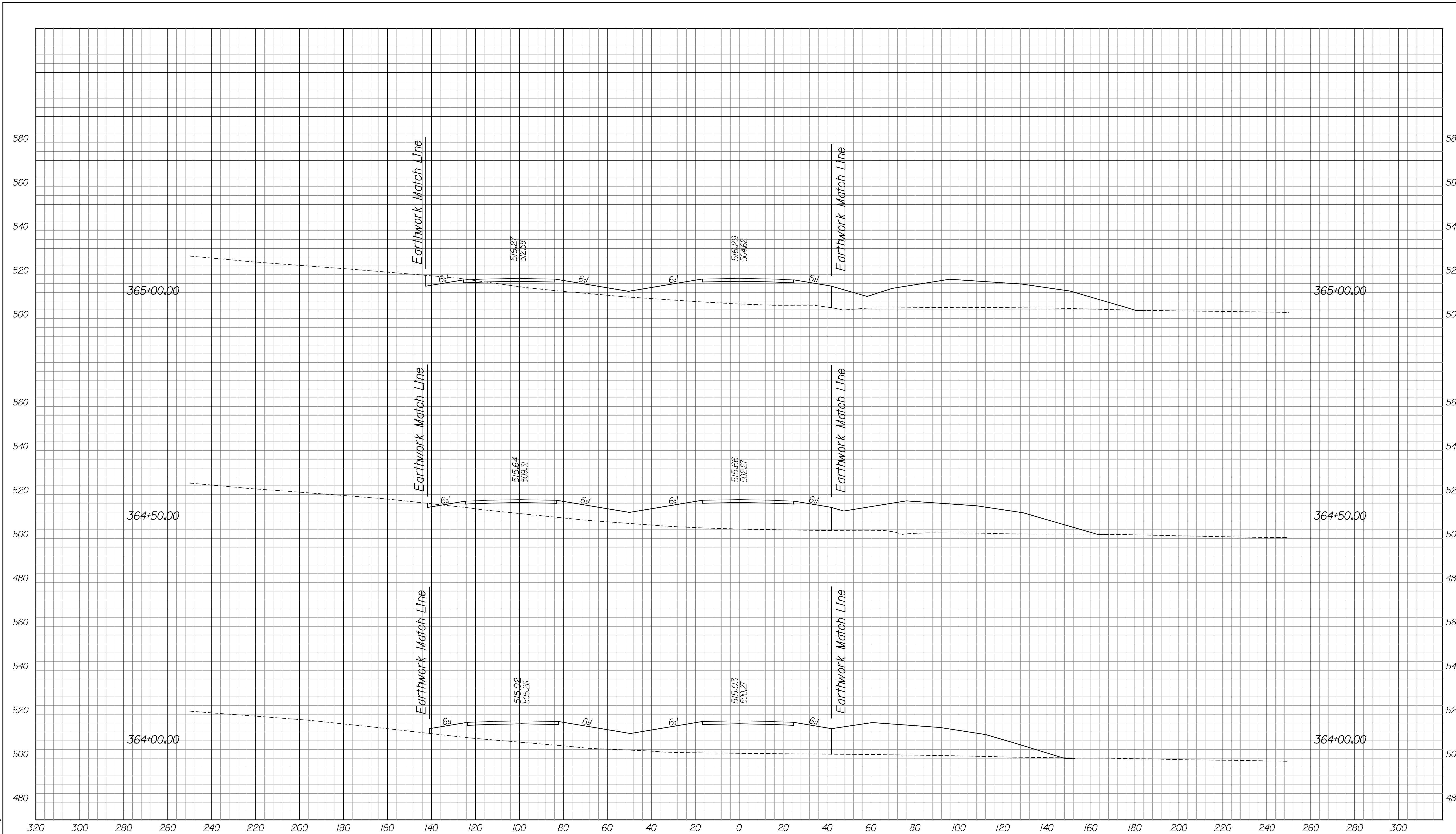
INDIANA DEPARTMENT OF TRANSPORTATION		
CROSS SECTIONS LINE "A" STA. 361+00.00 TO 362+00.00		

HORIZONTAL SCALE 1" = 20'	BRIDGE FILE
VERTICAL SCALE 1" = 20'	DESIGNATION 0810244
SURVEY BOOK	DWG. NO. XS-20
CONTRACT	SHEET NO. 20 of 60
	PROJECT 0810244

12/29/2011 1:40:44 PM
 c:\temp\mcom\mms08923\csl\A001.dgn



	RECOMMENDED FOR APPROVAL _____ DESIGN ENGINEER DATE	INDIANA DEPARTMENT OF TRANSPORTATION CROSS SECTIONS LINE "A" STA. 362+50.00 TO 363+50.00	BRIDGE FILE DESIGNATION 0810244
DESIGNED: AMH	DRAWN: AMH	SURVEY BOOK	DWG. NO. XS-21 SHEET NO. 21 of 60
CHECKED: JLC	CHECKED: JMM	CONTRACT	PROJECT 0810244

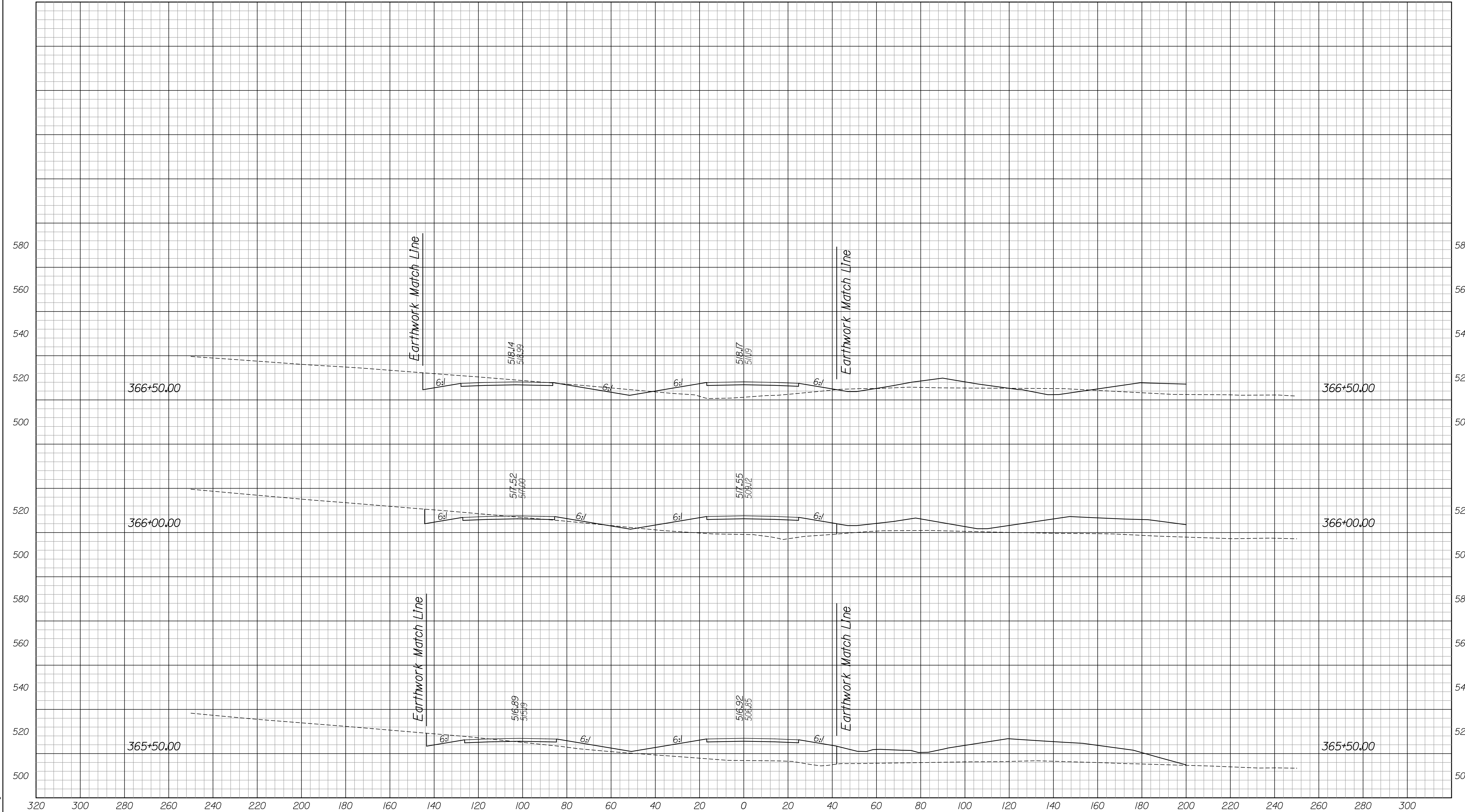


12/29/2011 1:40:47 PM
 c:\temp\mcom\mms08923\csl\A001.dgn

RECOMMENDED FOR APPROVAL _____		DESIGN ENGINEER _____ DATE _____	
DESIGNED: AMH	DRAWN: AMH		
CHECKED: JLC	CHECKED: JMM		

INDIANA
 DEPARTMENT OF TRANSPORTATION
 CROSS SECTIONS
 LINE "A"
 STA. 364+00.00 TO 365+00.00

HORIZONTAL SCALE 1" = 20'		BRIDGE FILE	
VERTICAL SCALE 1" = 20'		DESIGNATION 0810244	
SURVEY BOOK	DWG. NO. XS-22	SHEET NO. 22 of 60	
CONTRACT	PROJECT 0810244		



12/29/2011 1:40:51 PM
 c:\temp\adun\m\ms0823\c.rsl\A001.dgn

RECOMMENDED FOR APPROVAL _____
 DESIGN ENGINEER DATE

DESIGNED: AMH DRAWN: AMH

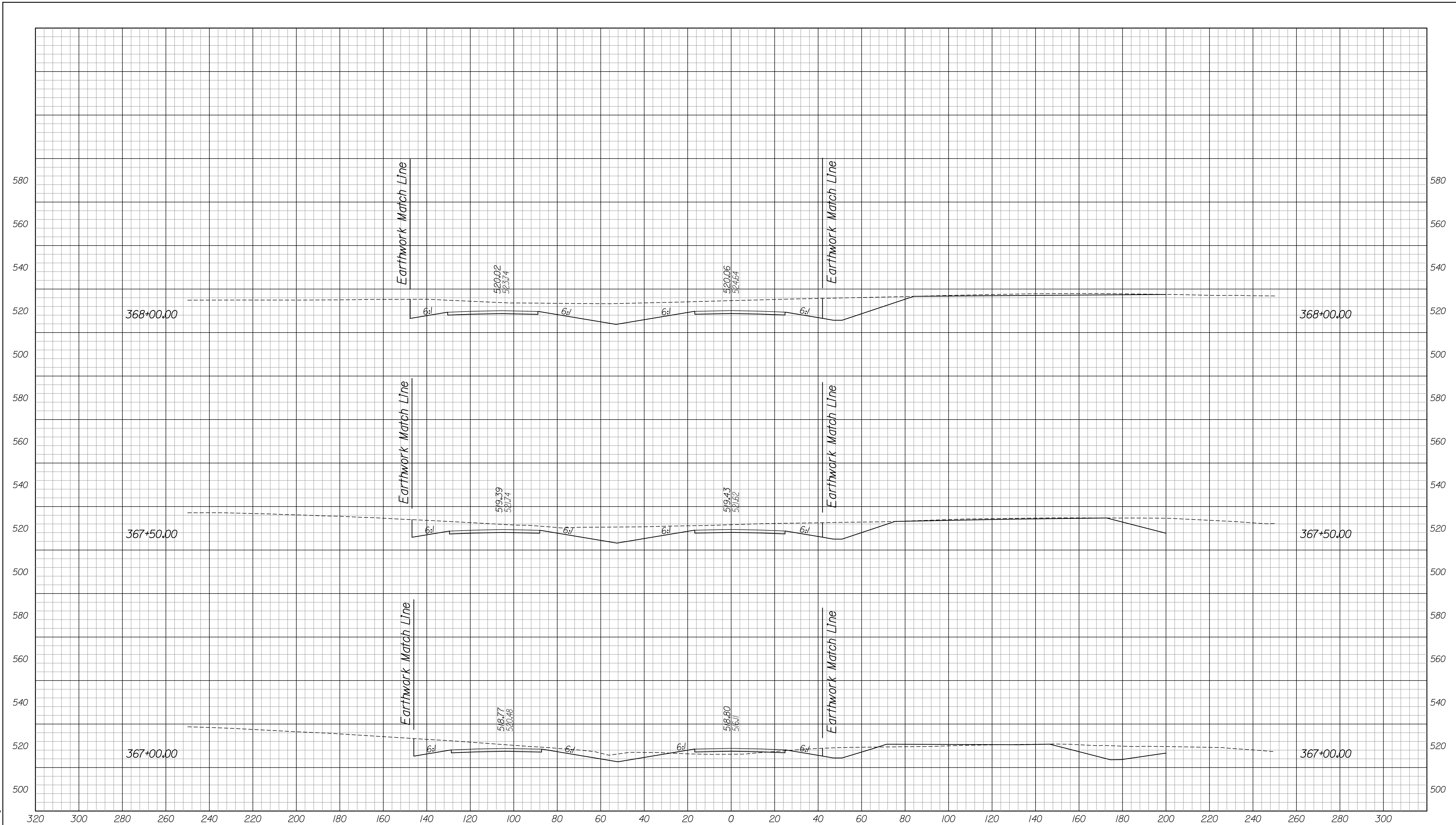
CHECKED: JLC CHECKED: JMM

INDIANA
 DEPARTMENT OF TRANSPORTATION

CROSS SECTIONS
 LINE "A"
 STA. 365+50.00 TO 366+50.00

HORIZONTAL SCALE 1" = 20'	BRIDGE FILE	
VERTICAL SCALE 1" = 20'	DESIGNATION 0810244	
SURVEY BOOK	DWG. NO. XS-23	SHEET NO. 23 of 60
CONTRACT	PROJECT 0810244	

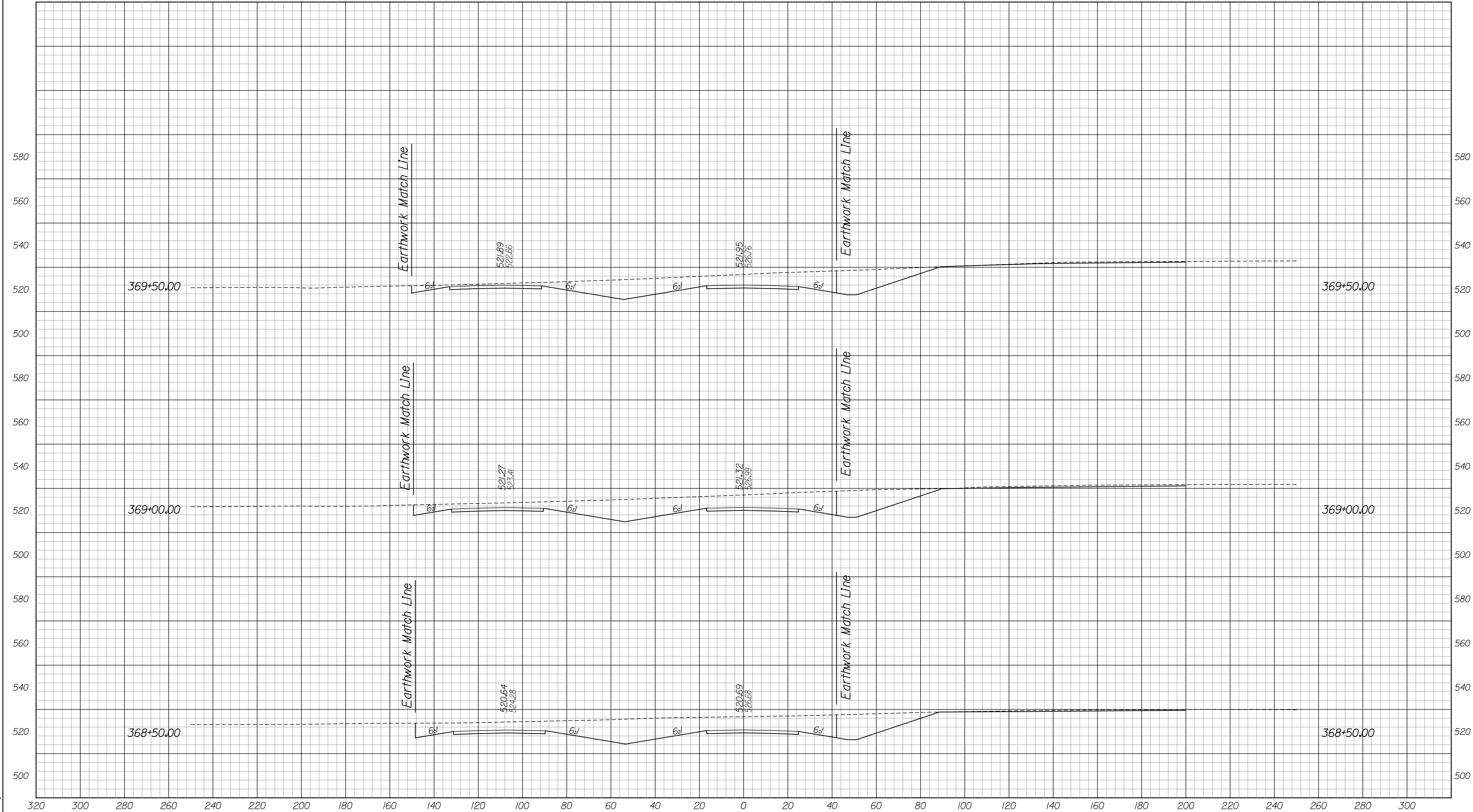
12/29/2011 1:40:55 PM
 c:\temp\mcom\mme08923\csl\A001.dgn



RECOMMENDED FOR APPROVAL _____	
DESIGNED: AMH	DRAWN: AMH
CHECKED: JLC	CHECKED: JMM

INDIANA
 DEPARTMENT OF TRANSPORTATION
 CROSS SECTIONS
 LINE "A"
 STA. 367+00.00 TO 368+00.00

HORIZONTAL SCALE 1" = 20'	BRIDGE FILE	
VERTICAL SCALE 1" = 20'	DESIGNATION 0810244	
SURVEY BOOK	DWG. NO. XS-24	SHEET NO. 24 of 60
CONTRACT	PROJECT 0810244	

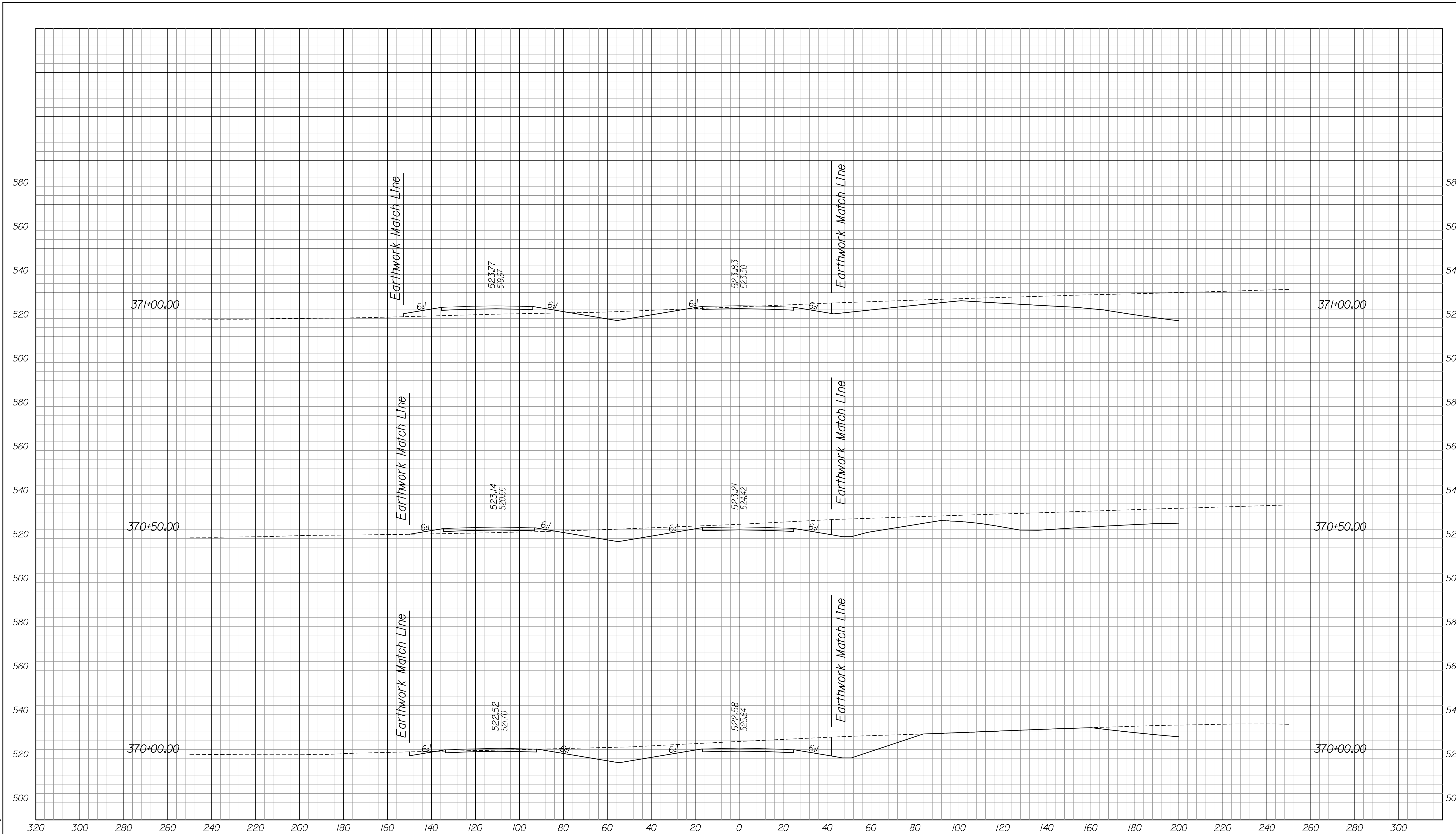


12/29/2011 1:40:59 PM
 c:\temp\mcom\mme08923\csl\A001.dgn

RECOMMENDED FOR APPROVAL _____		DESIGN ENGINEER _____ DATE _____	
DESIGNED: AMH	DRAWN: AMH		
CHECKED: JLC	CHECKED: JMM		

INDIANA
 DEPARTMENT OF TRANSPORTATION
 CROSS SECTIONS
 LINE "A"
 STA. 368+50.00 TO 369+50.00

HORIZONTAL SCALE 1" = 20'		BRIDGE FILE	
VERTICAL SCALE 1" = 20'		DESIGNATION 0810244	
SURVEY BOOK	DWG. NO. XS-25	SHEET NO. 25 of 60	
CONTRACT	PROJECT 0810244		



12/29/2011 1:41:03 PM
 c:\temp\mcom\mme0823\c_xsl\A001.dgn

RECOMMENDED FOR APPROVAL _____
 DESIGN ENGINEER DATE

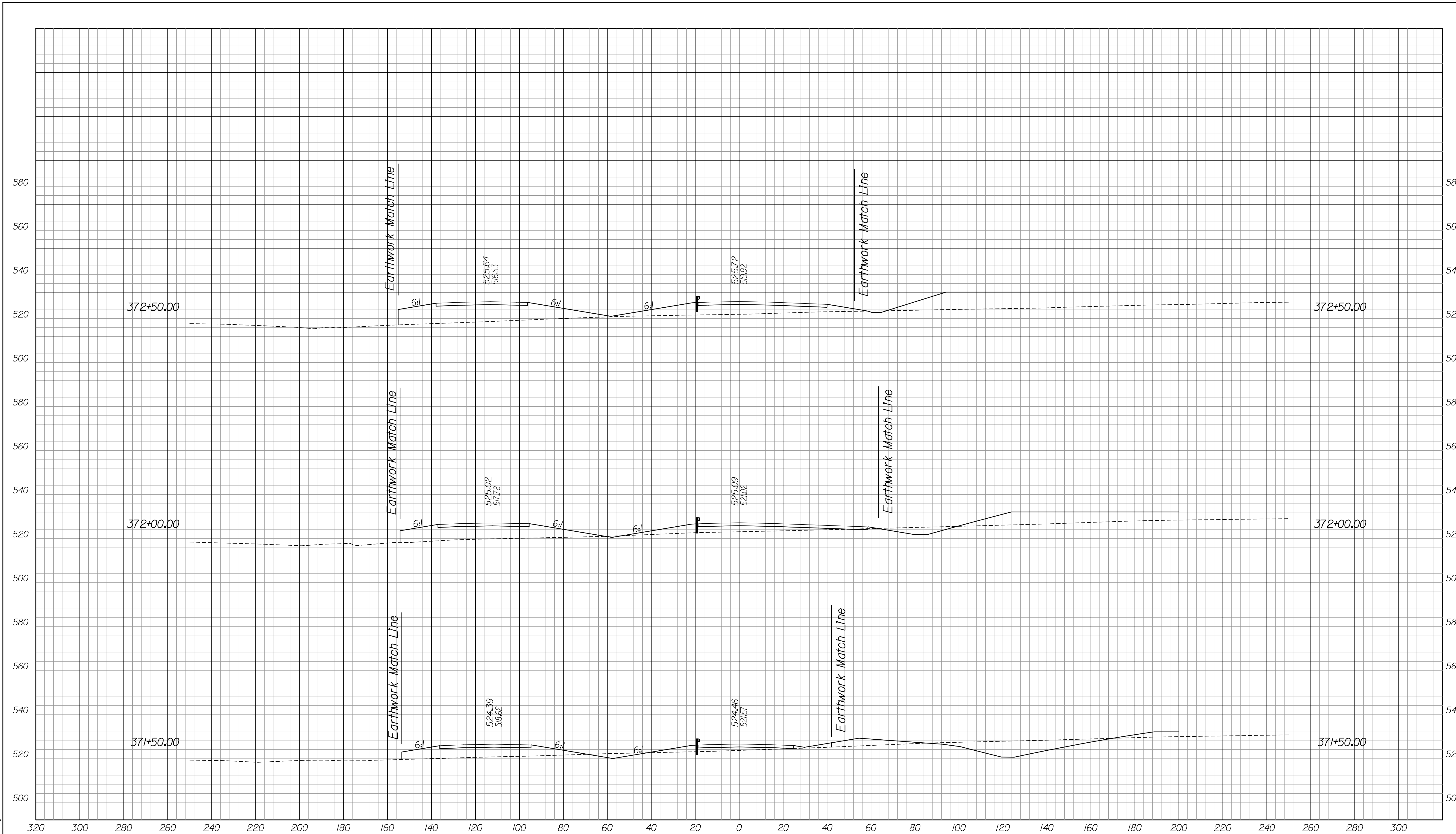
DESIGNED: AMH DRAWN: AMH

CHECKED: JLC CHECKED: JMM

INDIANA
 DEPARTMENT OF TRANSPORTATION

CROSS SECTIONS
 LINE "A"
 STA. 370+00.00 TO 371+00.00

HORIZONTAL SCALE 1" = 20'	BRIDGE FILE	
VERTICAL SCALE 1" = 20'	DESIGNATION 0810244	
SURVEY BOOK	DWG. NO. XS-26	SHEET NO. 26 of 60
CONTRACT	PROJECT 0810244	



12/29/2011 1:41:07 PM
 c:\temp\mcom\mms08923\csl\A001.dgn

RECOMMENDED FOR APPROVAL _____
 DESIGN ENGINEER DATE

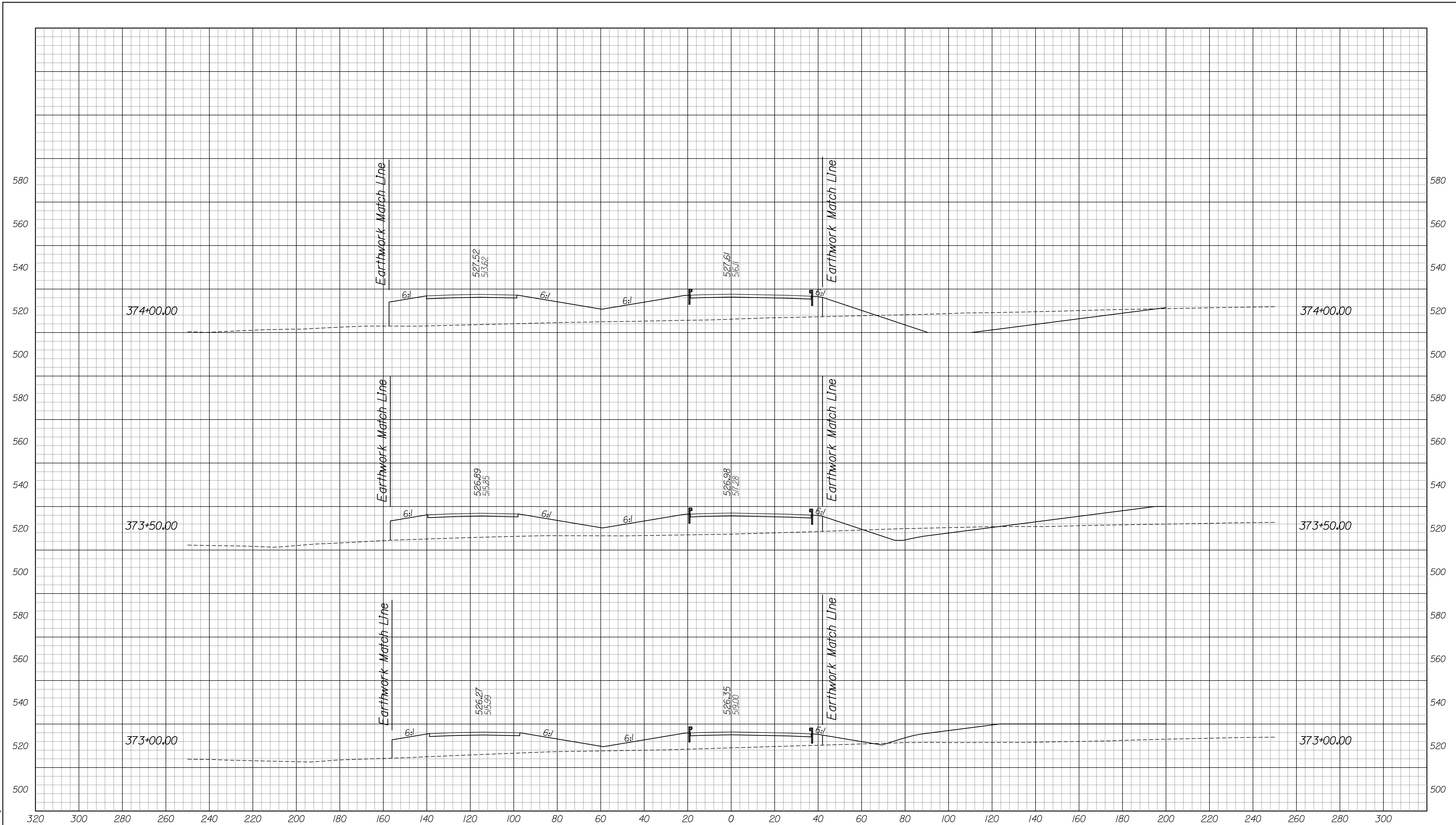
DESIGNED: AMH DRAWN: AMH

CHECKED: JLC CHECKED: JMM

INDIANA
 DEPARTMENT OF TRANSPORTATION
 CROSS SECTIONS
 LINE "A"
 STA. 371+50.00 TO 372+50.00

HORIZONTAL SCALE 1" = 20'	BRIDGE FILE	
VERTICAL SCALE 1" = 20'	DESIGNATION 0810244	
SURVEY BOOK	DWG. NO. XS-27	SHEET NO. 27 of 60
CONTRACT	PROJECT 0810244	

12/29/2011 14:10 PM
 c:\temp\mcom\mme08923\csl\A001.dgn

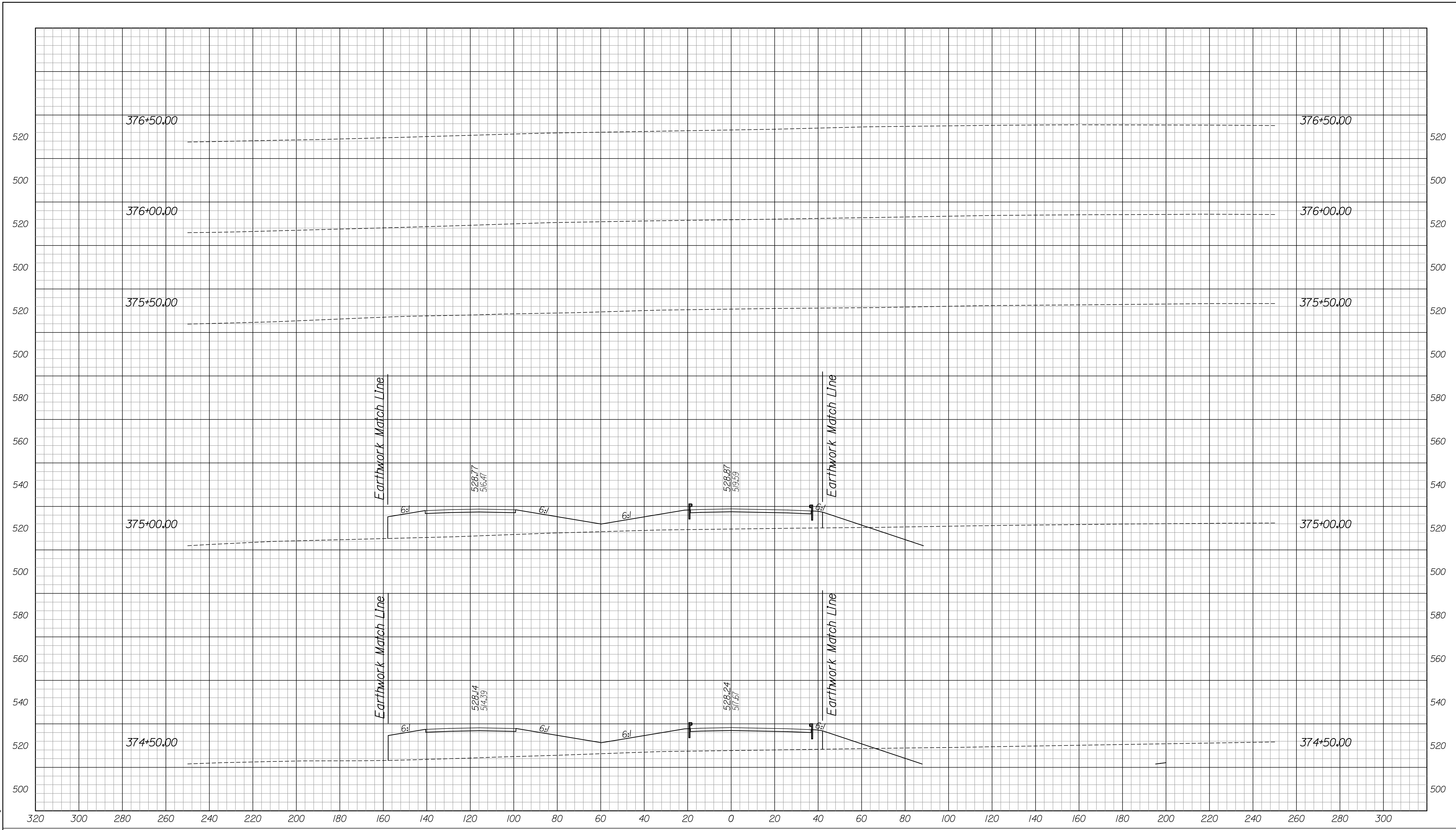


RECOMMENDED FOR APPROVAL _____
 DESIGN ENGINEER DATE
 DESIGNED: AMH DRAWN: AMH
 CHECKED: JLC CHECKED: JMM

INDIANA
 DEPARTMENT OF TRANSPORTATION
 CROSS SECTIONS
 LINE "A"
 STA. 373+00.00 TO 374+00.00

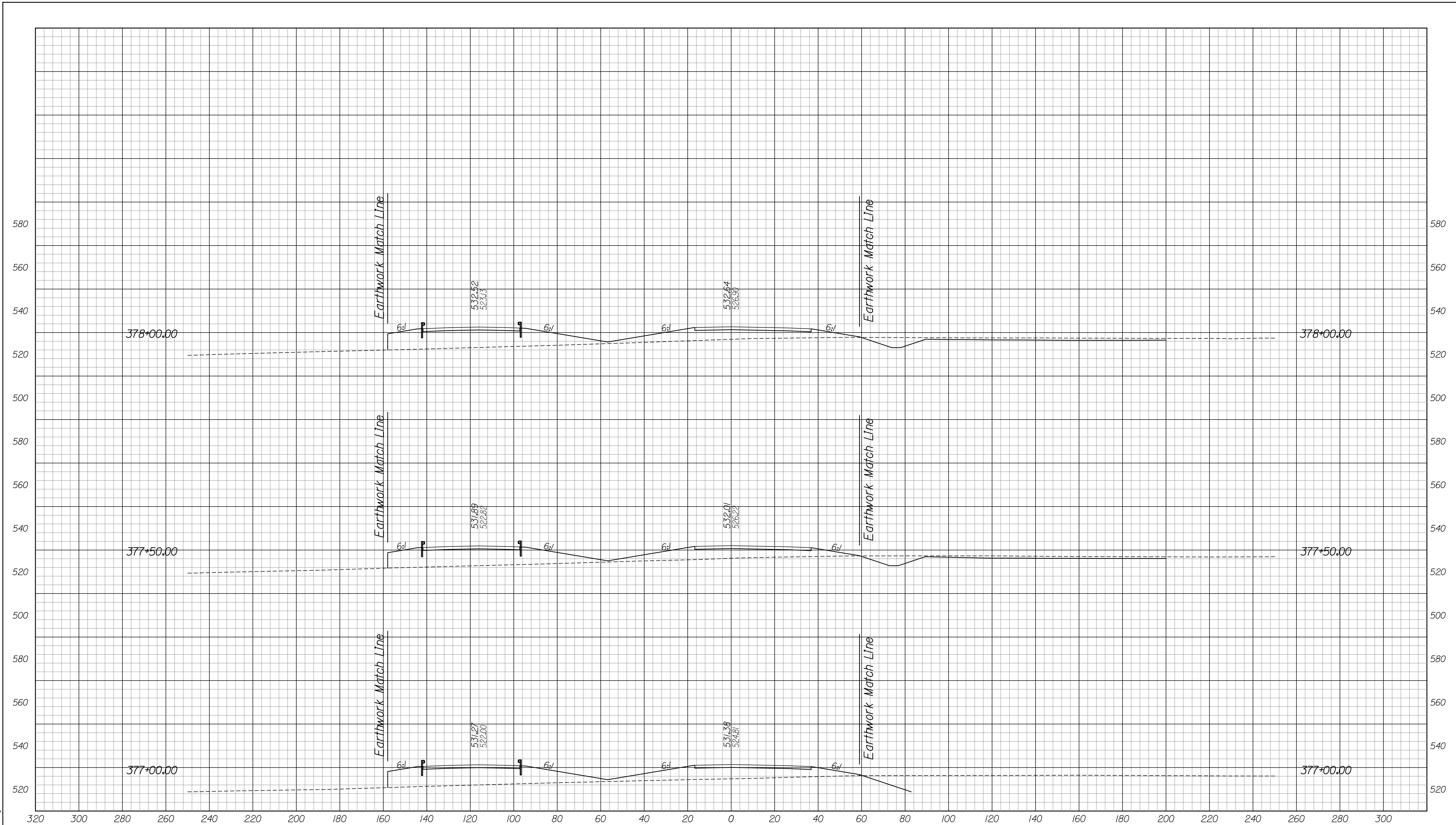
HORIZONTAL SCALE 1" = 20'	BRIDGE FILE	
VERTICAL SCALE 1" = 20'	DESIGNATION 0810244	
SURVEY BOOK	DWG. NO. XS-28	SHEET NO. 28 of 60
CONTRACT	PROJECT 0810244	

12/29/2011 1:41:05 PM
 c:\temp\adcom\mms0823\csl\A001.dgn



	RECOMMENDED FOR APPROVAL _____ DESIGN ENGINEER DATE	INDIANA DEPARTMENT OF TRANSPORTATION	HORIZONTAL SCALE 1" = 20' VERTICAL SCALE 1" = 20'	BRIDGE FILE DESIGNATION 0810244
	DESIGNED: AMH DRAWN: AMH CHECKED: JLC CHECKED: JMM	CROSS SECTIONS LINE "A" STA. 374+50.00 TO 376+50.00	SURVEY BOOK CONTRACT	DWG. NO. XS-29 SHEET NO. 29 of 60 PROJECT 0810244

12/29/2011 14:19 PM
 c:\temp\mcom\mms0823\csl\A001.dgn

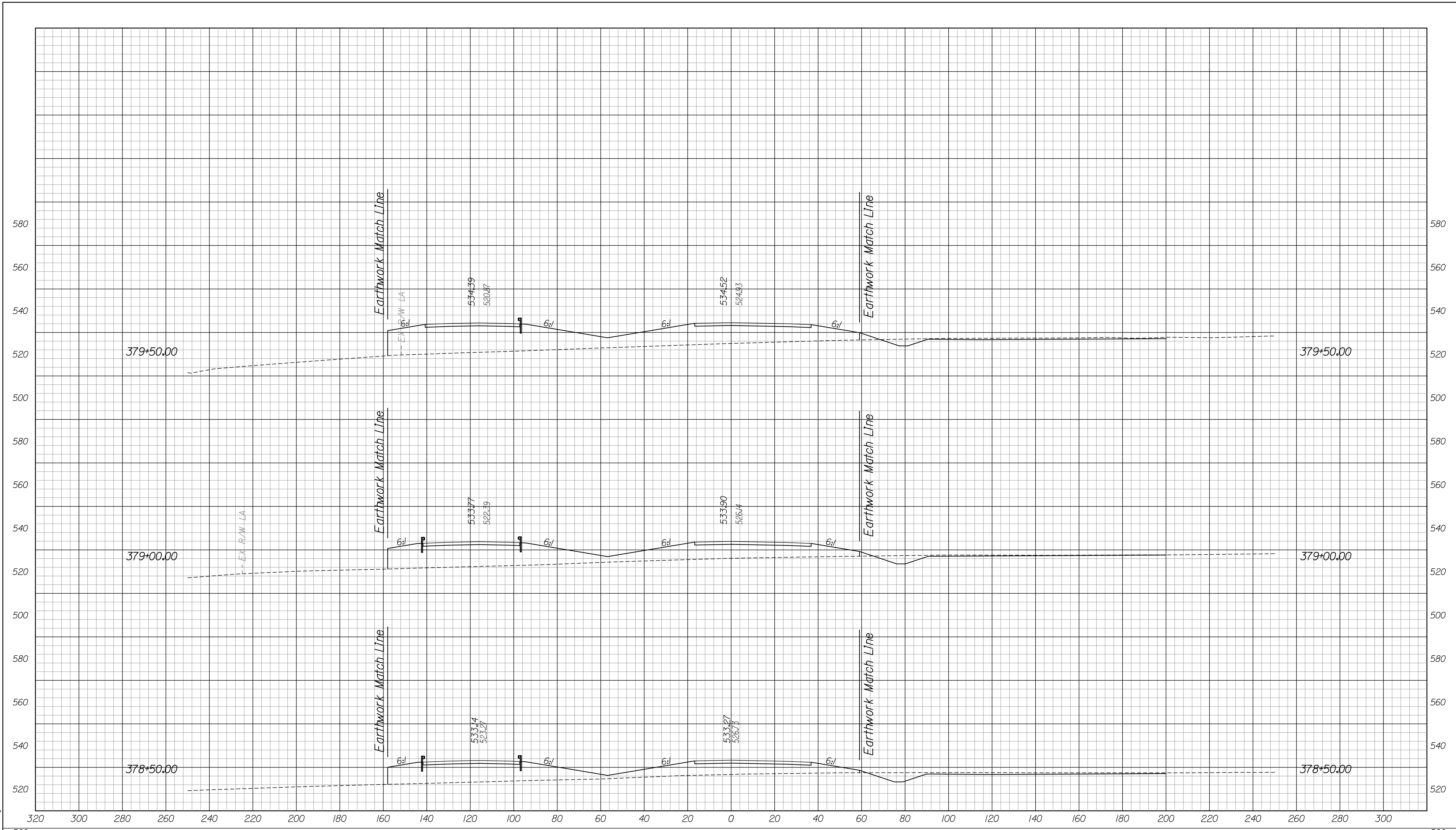


RECOMMENDED FOR APPROVAL _____	
DESIGN ENGINEER _____ DATE _____	
DESIGNED: AMH	DRAWN: AMH
CHECKED: JLC	CHECKED: JMM

INDIANA
 DEPARTMENT OF TRANSPORTATION
 CROSS SECTIONS
 LINE "A"
 STA. 377+00.00 TO 378+00.00

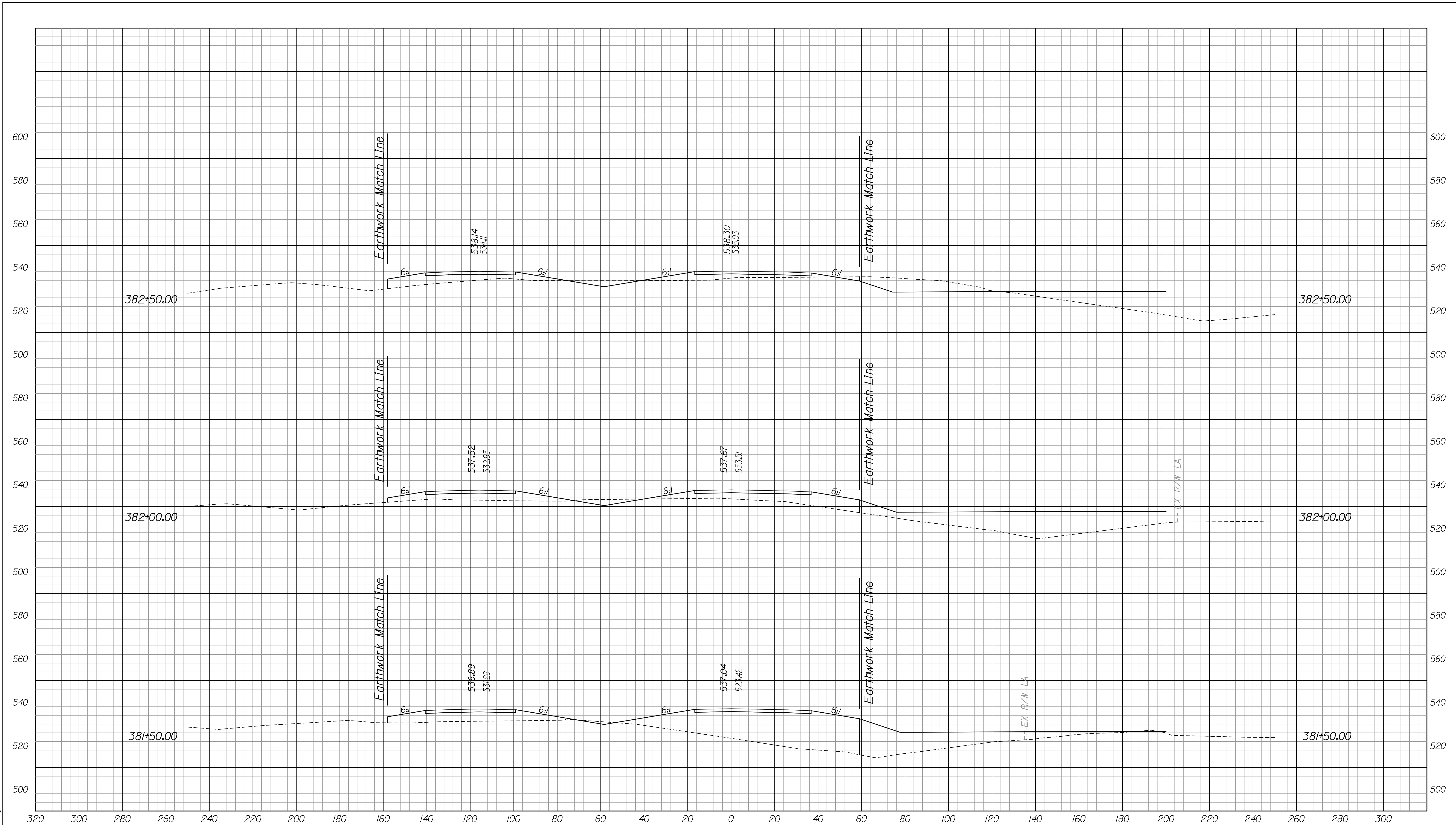
HORIZONTAL SCALE 1" = 20'	BRIDGE FILE	
VERTICAL SCALE 1" = 20'	DESIGNATION 0810244	
SURVEY BOOK	DWG. NO. XS-30	SHEET NO. 30 of 60
CONTRACT	PROJECT 0810244	

12/29/2011 1:41:23 PM
 c:\temp\mcom\mme08923\c_xa\A001.dgn

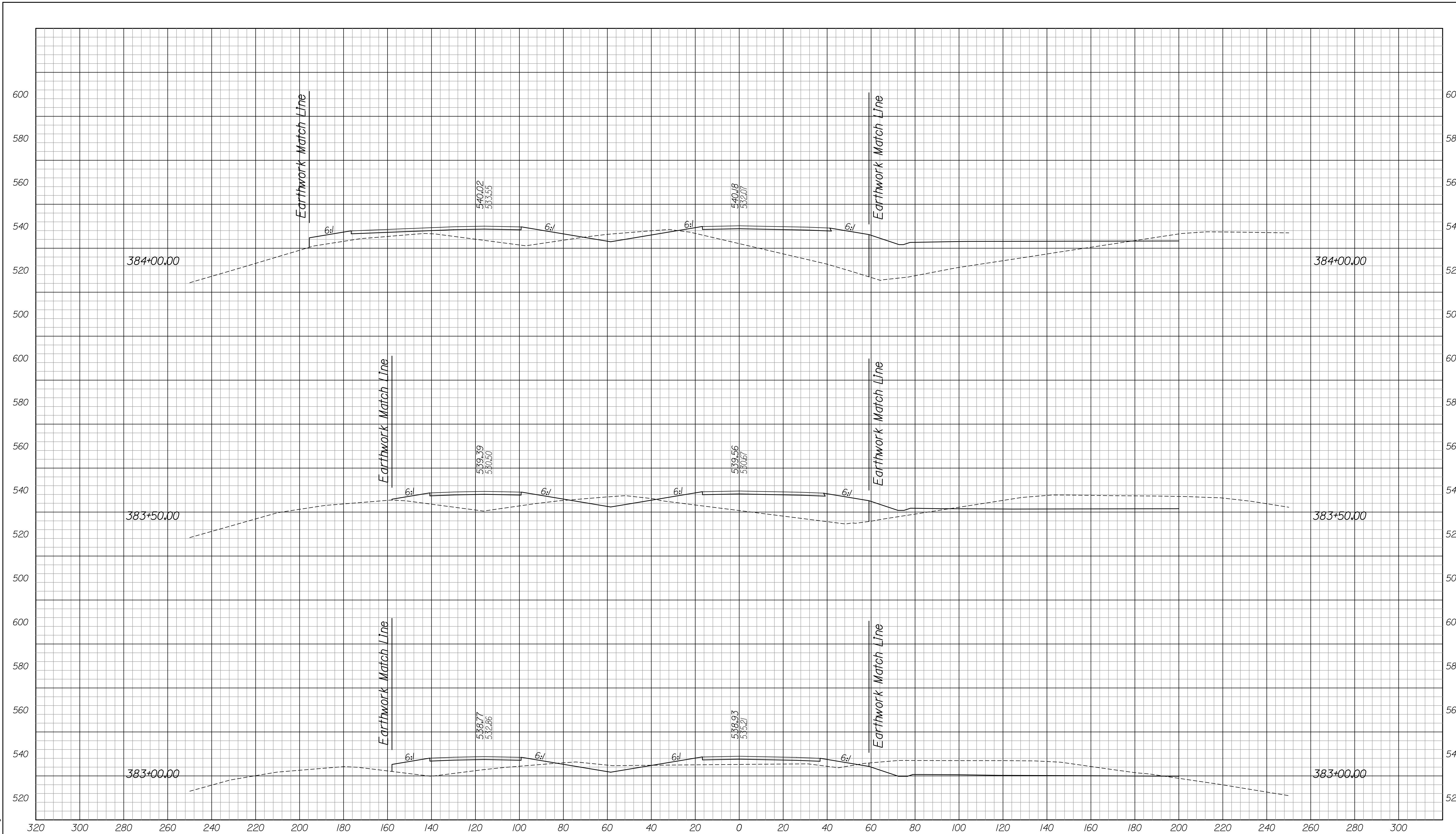


	RECOMMENDED FOR APPROVAL _____ DESIGN ENGINEER DATE	INDIANA DEPARTMENT OF TRANSPORTATION	BRIDGE FILE 500
	DESIGNED: AMH DRAWN: AMH CHECKED: JLC CHECKED: JMM	CROSS SECTIONS LINE "A" STA. 378+50.00 TO 379+50.00	HORIZONTAL SCALE 1" = 20' VERTICAL SCALE 1" = 20' SURVEY BOOK XS-31 CONTRACT _____
		DESIGNATION 0810244 SHEET NO. 31 of 60 PROJECT 0810244	

12/29/2011 14:18:27 PM
 c:\temp\mcom\mms08923\c_xsl\A001.dgn



	RECOMMENDED FOR APPROVAL _____ DESIGN ENGINEER DATE	INDIANA DEPARTMENT OF TRANSPORTATION	BRIDGE FILE
	DESIGNED: AMH DRAWN: AMH CHECKED: JLC CHECKED: JMM	CROSS SECTIONS LINE "A" STA. 381+50.00 TO 382+50.00	DESIGNATION 0810244
			SURVEY BOOK CONTRACT
			DWG. NO. XS-33 SHEET NO. 33 of 60 PROJECT 0810244



12/29/2011 14:31 PM
 c:\temp\mcom\mme08923\c_xsl\A001.dgn

RECOMMENDED FOR APPROVAL _____
 DESIGN ENGINEER DATE

DESIGNED: AMH DRAWN: AMH

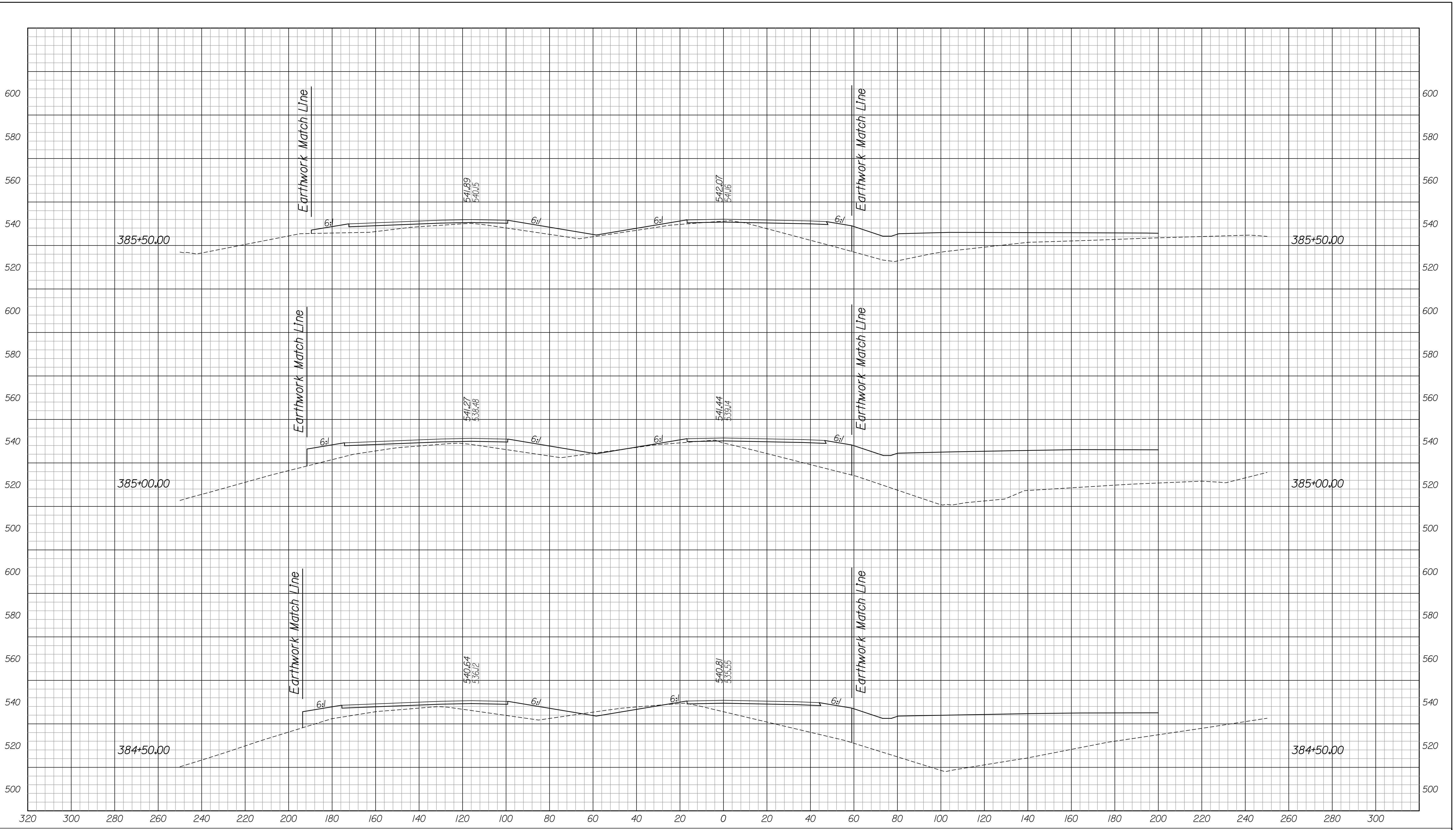
CHECKED: JLC CHECKED: JMM

INDIANA
 DEPARTMENT OF TRANSPORTATION

CROSS SECTIONS
 LINE "A"
 STA. 383+00.00 TO 384+00.00

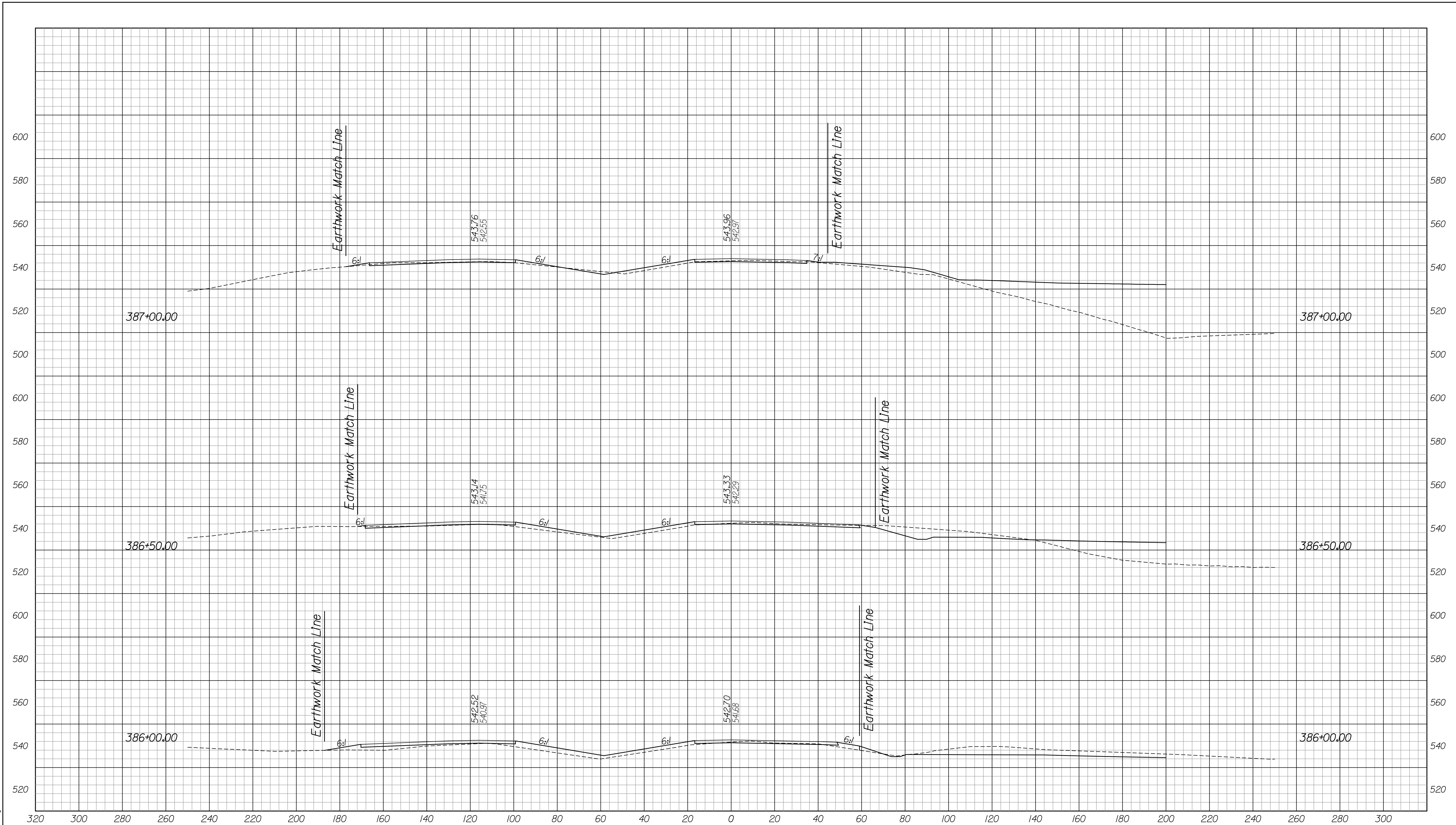
HORIZONTAL SCALE 1" = 20'	BRIDGE FILE	
VERTICAL SCALE 1" = 20'	DESIGNATION 0810244	
SURVEY BOOK	DWG. NO. XS-34	SHEET NO. 34 of 60
CONTRACT	PROJECT 0810244	

12/29/2011 1:41:35 PM
 c:\temp\mcom\mme08923\csl\A001.dgn



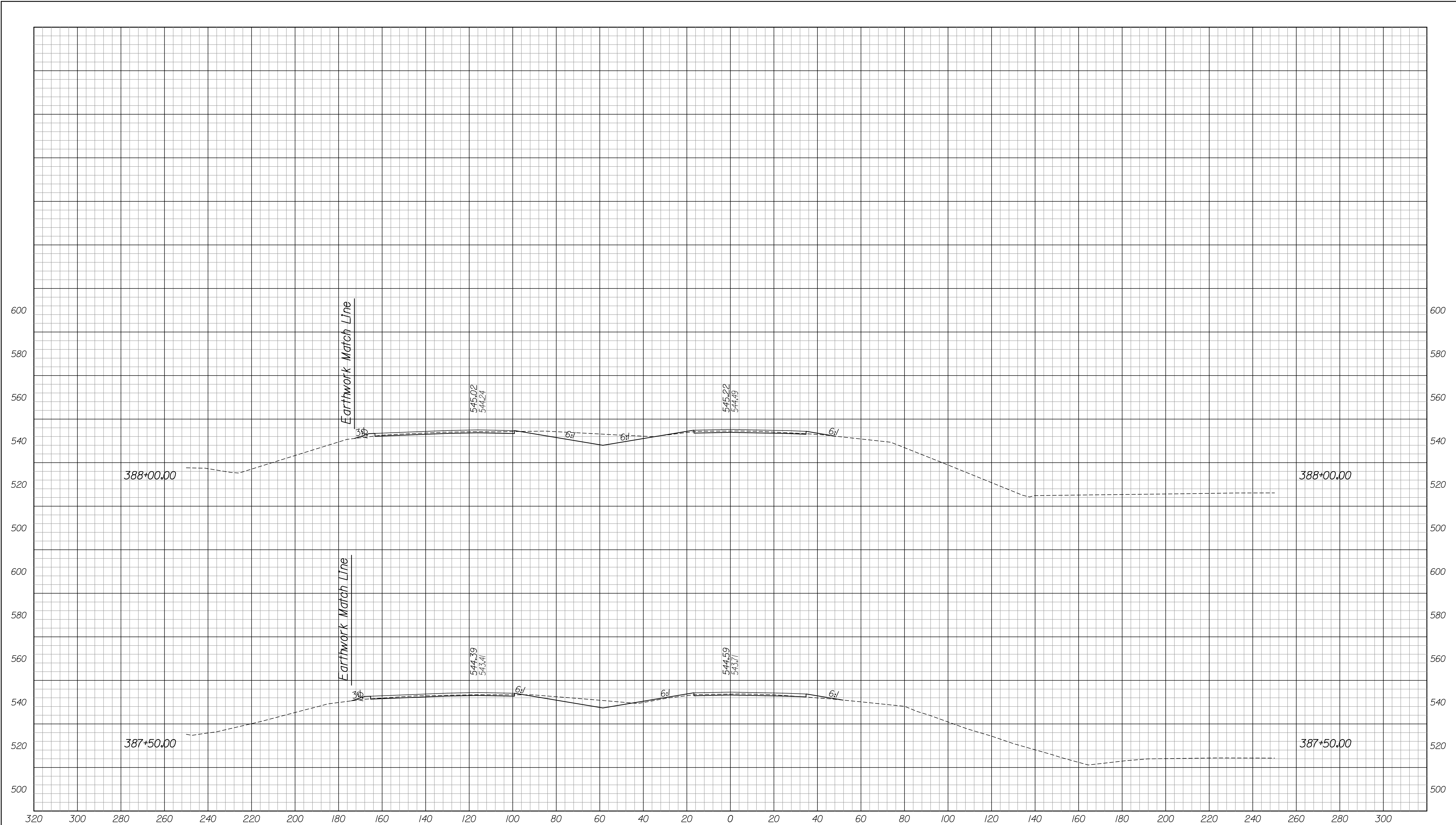
RECOMMENDED FOR APPROVAL _____ DESIGN ENGINEER _____ DATE _____	INDIANA DEPARTMENT OF TRANSPORTATION		HORIZONTAL SCALE 1" = 20'	BRIDGE FILE
	CROSS SECTIONS LINE "A" STA. 384+50.00 TO 385+50.00		VERTICAL SCALE 1" = 20'	DESIGNATION 0810244
DESIGNED: AMH	DRAWN: AMH		SURVEY BOOK	DWG. NO. XS-35
CHECKED: JLC	CHECKED: JMM		CONTRACT	SHEET NO. 35 of 60
				PROJECT 0810244

12/29/2011 14:13:38 PM
 c:\temp\mcom\mme08923\c_xsl\A001.dgn



	RECOMMENDED FOR APPROVAL _____ DESIGN ENGINEER DATE	INDIANA DEPARTMENT OF TRANSPORTATION	HORIZONTAL SCALE 1" = 20' VERTICAL SCALE 1" = 20' BRIDGE FILE
DESIGNED: AMH	DRAWN: AMH	CROSS SECTIONS LINE "A" STA. 386+00.00 TO 387+00.00	DESIGNATION 0810244
CHECKED: JLC	CHECKED: JMM		SURVEY BOOK CONTRACT
			DWG. NO. XS-36 SHEET NO. 36 of 60 PROJECT 0810244

12/29/2011 1:41:42 PM
 c:\temp\mcom\mme08823\csl\A001.dgn

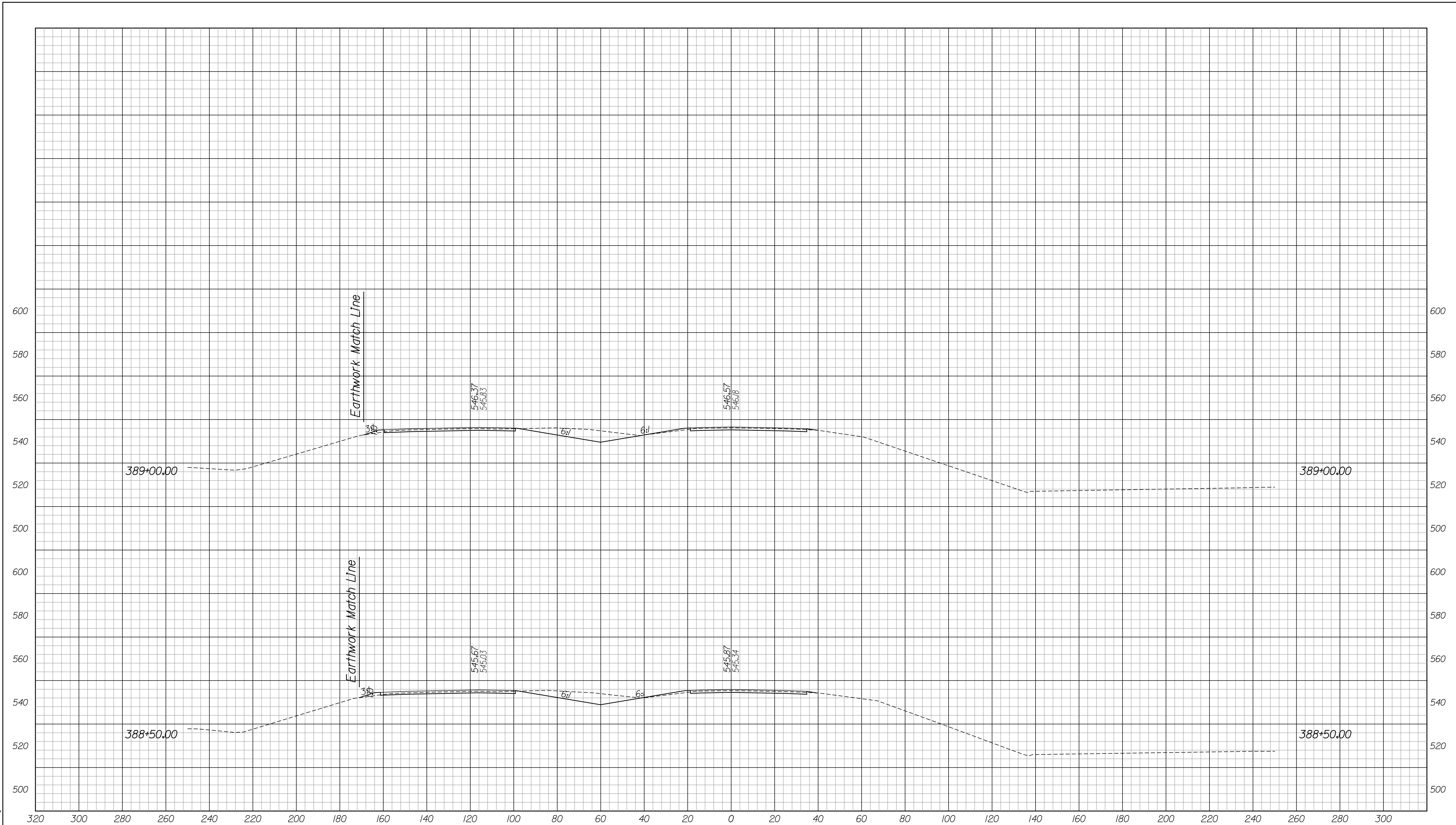


RECOMMENDED FOR APPROVAL _____		DESIGN ENGINEER _____	DATE _____
DESIGNED: AMH	DRAWN: AMH		
CHECKED: JLC	CHECKED: JMM		

INDIANA
 DEPARTMENT OF TRANSPORTATION
 CROSS SECTIONS
 LINE "A"
 STA. 387+50.00 TO 388+00.00

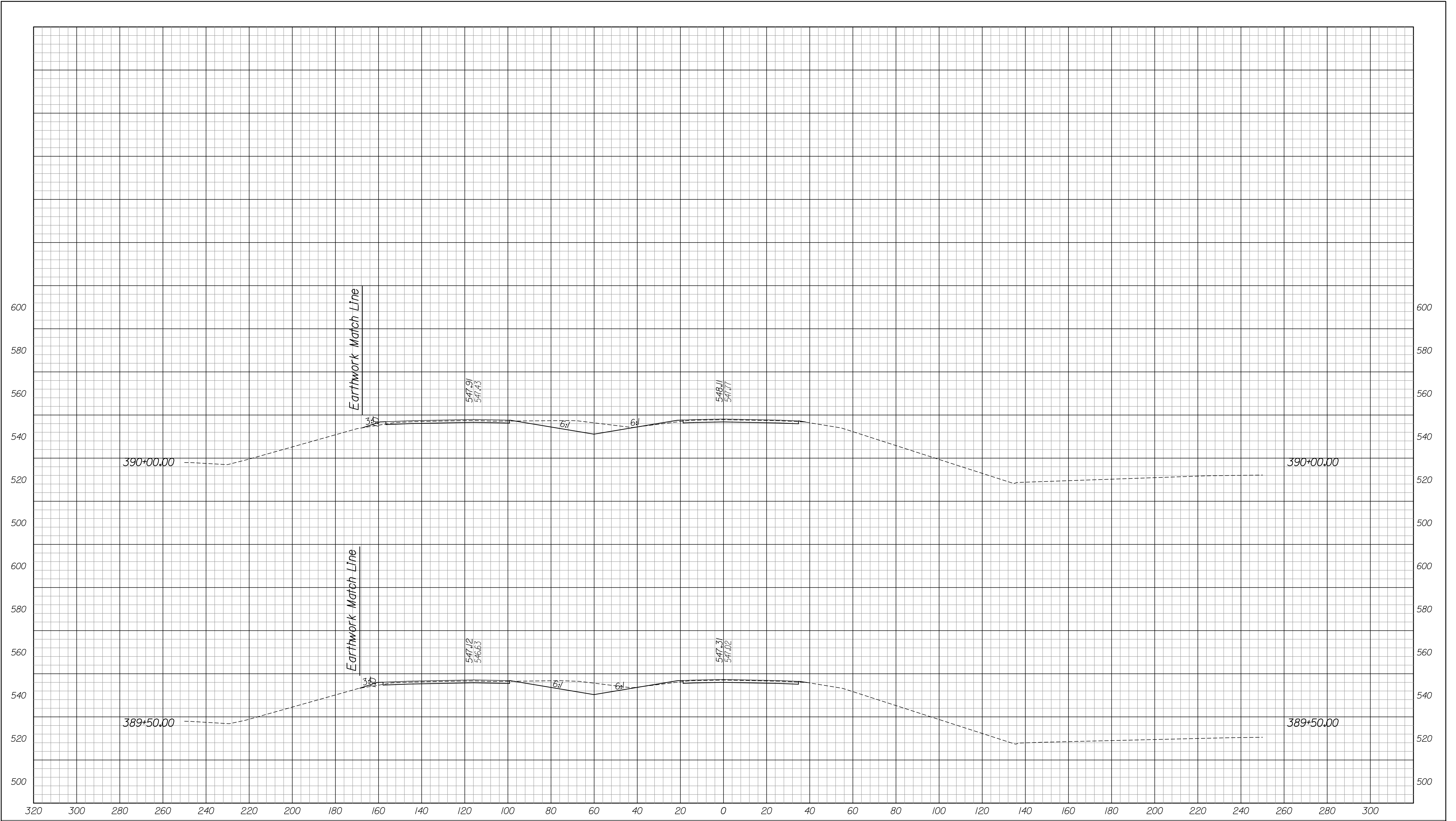
HORIZONTAL SCALE 1" = 20'	BRIDGE FILE	
VERTICAL SCALE 1" = 20'	DESIGNATION 0810244	
SURVEY BOOK	DWG. NO. XS-37	SHEET NO. 37 of 60
CONTRACT	PROJECT 0810244	

12/29/2011 1:41:46 PM
 c:\temp\mcom\mno08923\csl\A001.dgn

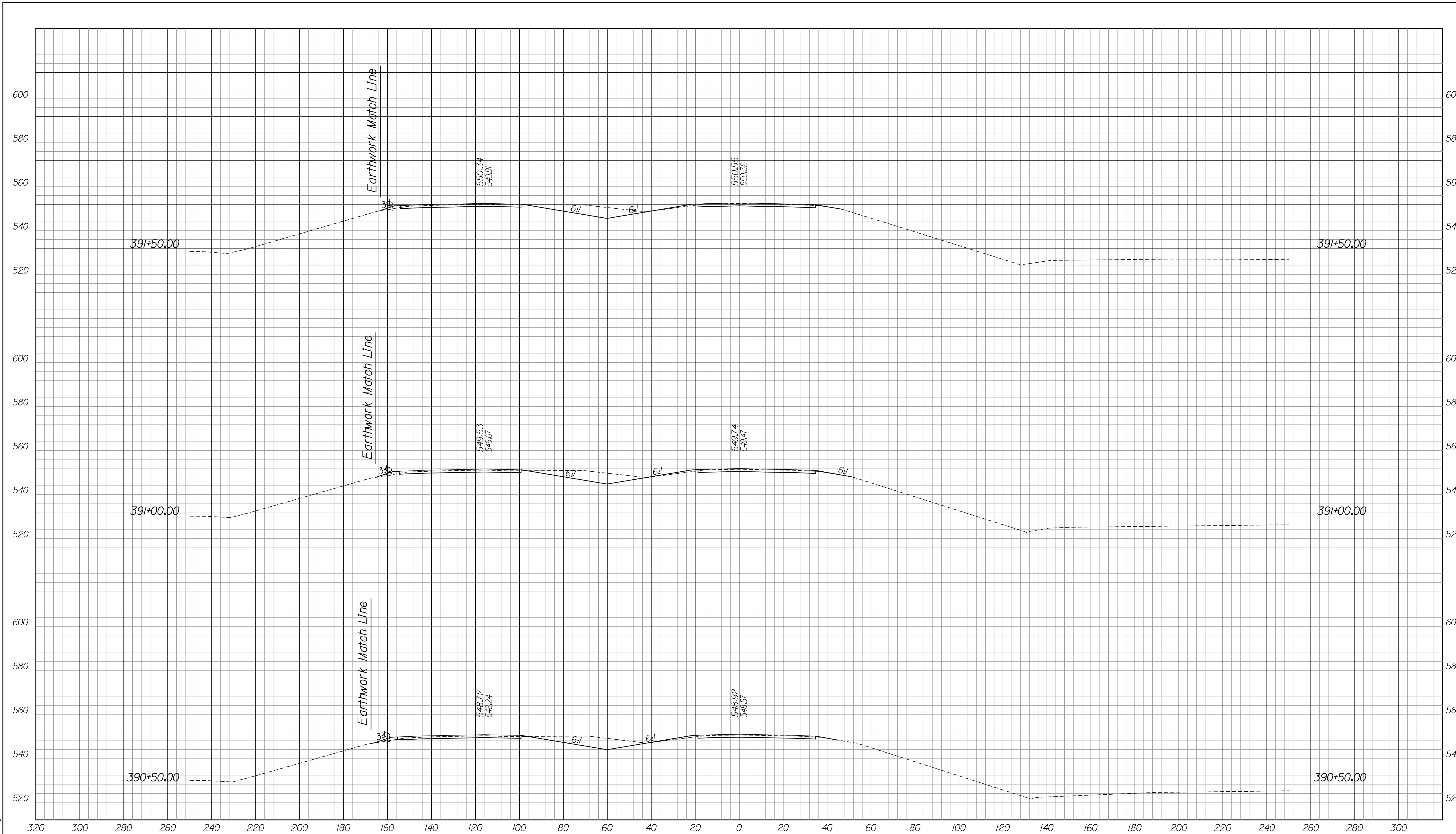


	RECOMMENDED FOR APPROVAL _____ DESIGN ENGINEER DATE	INDIANA DEPARTMENT OF TRANSPORTATION	HORIZONTAL SCALE 1" = 20' VERTICAL SCALE 1" = 20'	BRIDGE FILE DESIGNATION 0810244
	DESIGNED: AMH DRAWN: AMH CHECKED: JLC CHECKED: JMM	CROSS SECTIONS LINE "A" STA. 388+50.00 TO 389+00.00	SURVEY BOOK CONTRACT	DWG. NO. XS-38 SHEET NO. 38 of 60 PROJECT 0810244

12/29/2011 1:41:49 PM
 c:\temp\adcom\mms0823\csl\A001.dgn



	RECOMMENDED FOR APPROVAL _____	INDIANA DEPARTMENT OF TRANSPORTATION		BRIDGE FILE		
	DESIGN ENGINEER _____ DATE _____	CROSS SECTIONS LINE "A" STA. 389+50.00 TO 390+00.00		DESIGNATION 0810244		
DESIGNED: AMH	DRAWN: AMH			SURVEY BOOK	DWG. NO. XS-39	SHEET NO. 39 of 60
CHECKED: JLC	CHECKED: JMM			CONTRACT	PROJECT 0810244	

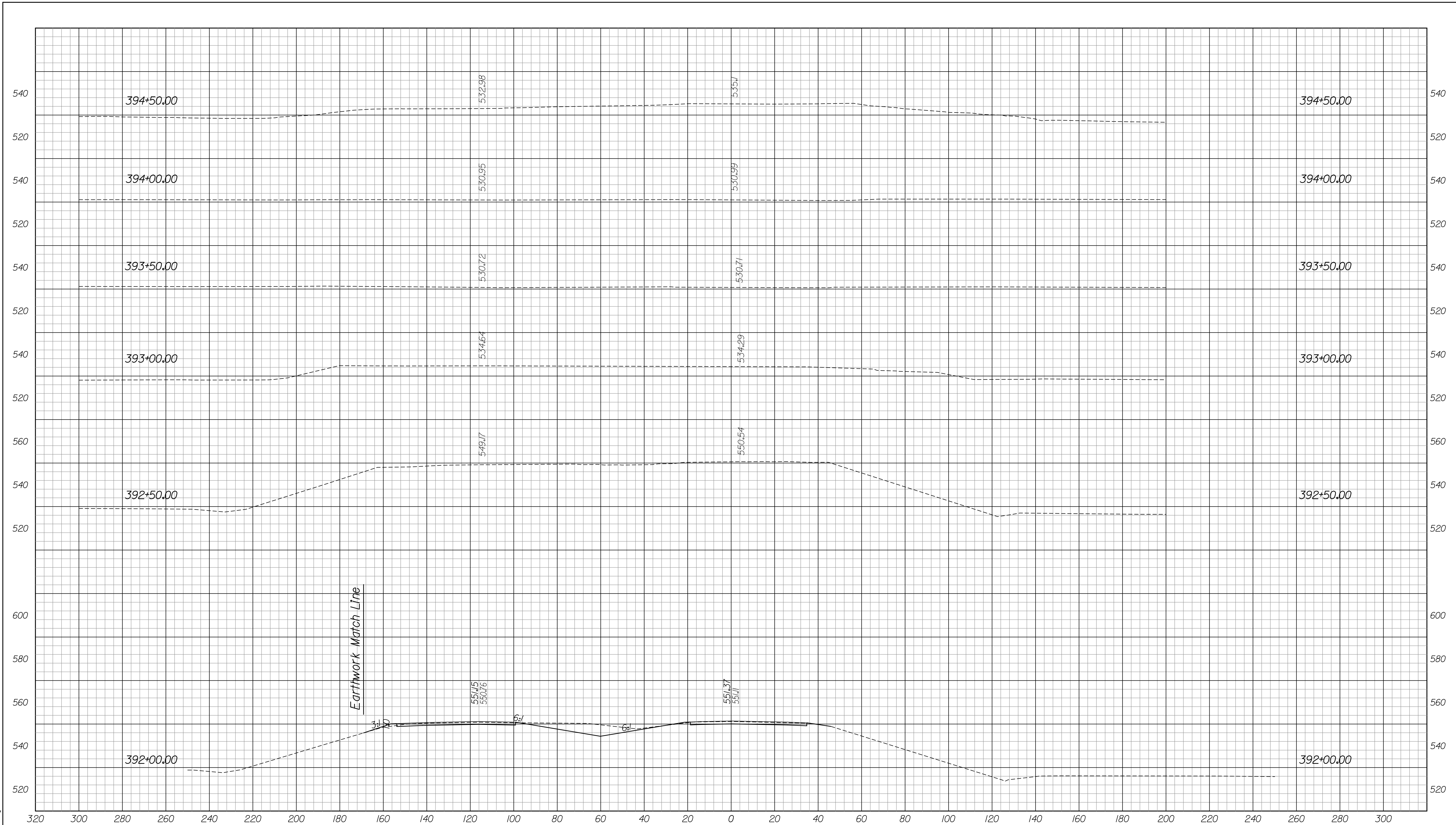


12/29/2011 1:41:52 PM
 c:\temp\mcom\mme08923\csl\A001.dgn

RECOMMENDED FOR APPROVAL _____	
DESIGNED: AMH	DRAWN: AMH
CHECKED: JLC	CHECKED: JMM

INDIANA
 DEPARTMENT OF TRANSPORTATION
 CROSS SECTIONS
 LINE "A"
 STA. 390+50.00 TO 391+50.00

HORIZONTAL SCALE 1" = 20'	BRIDGE FILE 500	
VERTICAL SCALE 1" = 20'	DESIGNATION 0810244	
SURVEY BOOK	DWG. NO. XS-40	SHEET NO. 40 of 60
CONTRACT	PROJECT 0810244	



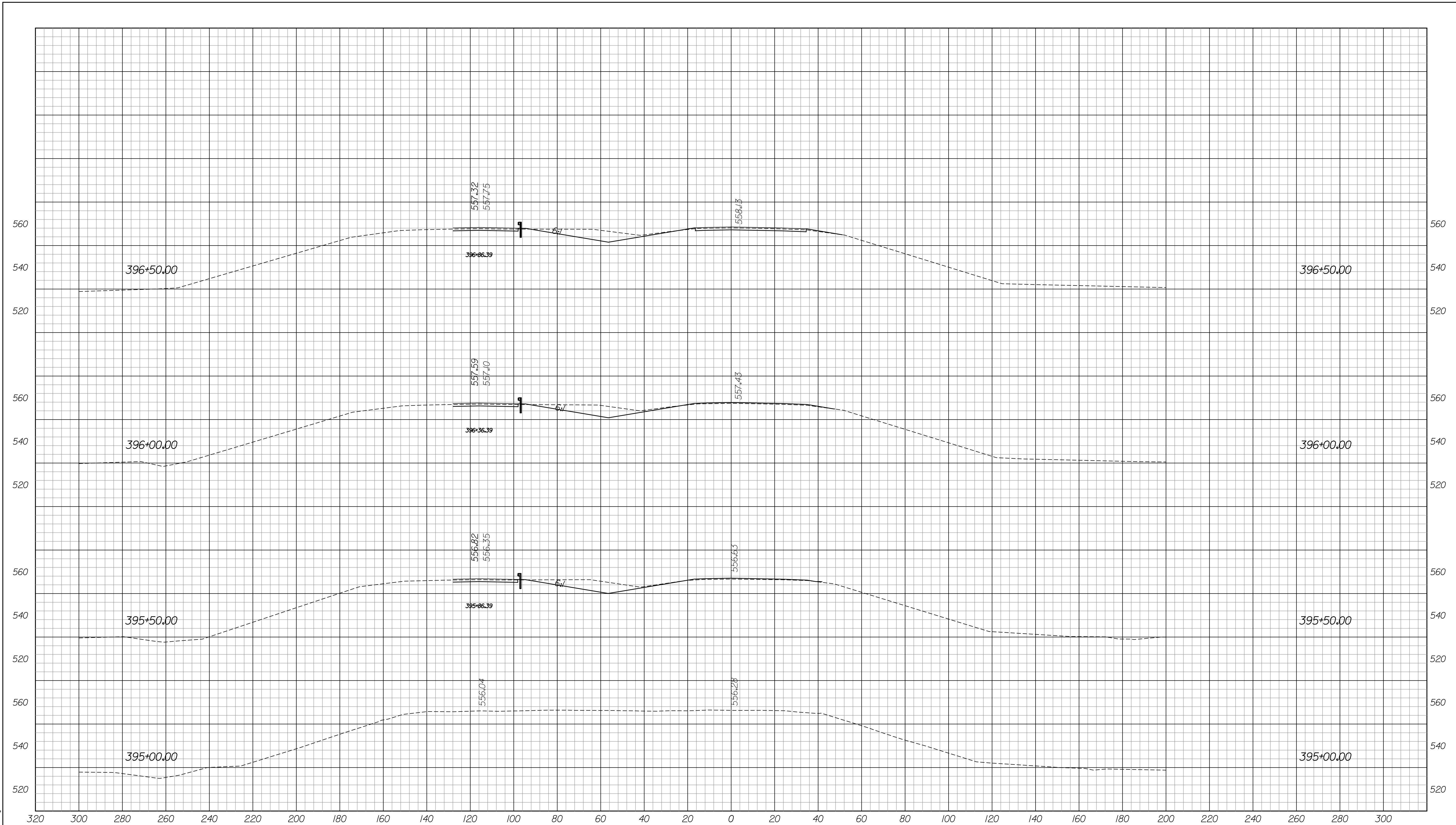
12/29/2011 14:15:56 PM
 c:\temp\mcom\mcom080231.E\rs\A001.dgn

RECOMMENDED FOR APPROVAL _____		DESIGN ENGINEER _____ DATE _____	
DESIGNED: AMH	DRAWN: AMH		
CHECKED: JLC	CHECKED: JMM		

INDIANA
 DEPARTMENT OF TRANSPORTATION
CROSS SECTIONS
LINE "A"
 STA. 392+00.00 TO 394+50.00

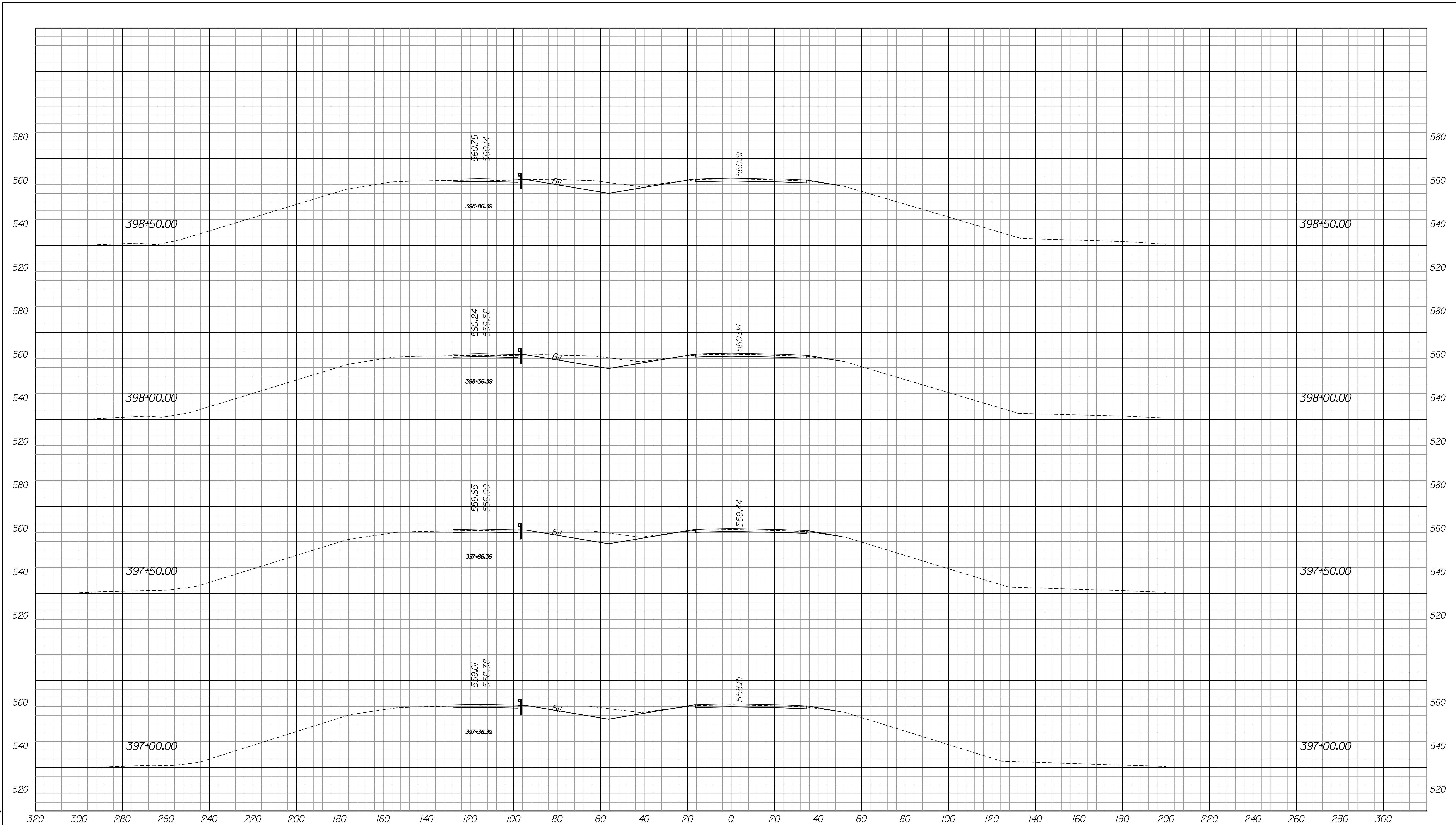
HORIZONTAL SCALE 1" = 20'		BRIDGE FILE	
VERTICAL SCALE 1" = 20'		DESIGNATION 0810244	
SURVEY BOOK	DWG. NO. XS-41	SHEET NO. 41 of 60	
CONTRACT	PROJECT 0810244		

12/29/2011 14:59 PM
 c:\temp\mcom\mms0823\c_xsl\A001.dgn

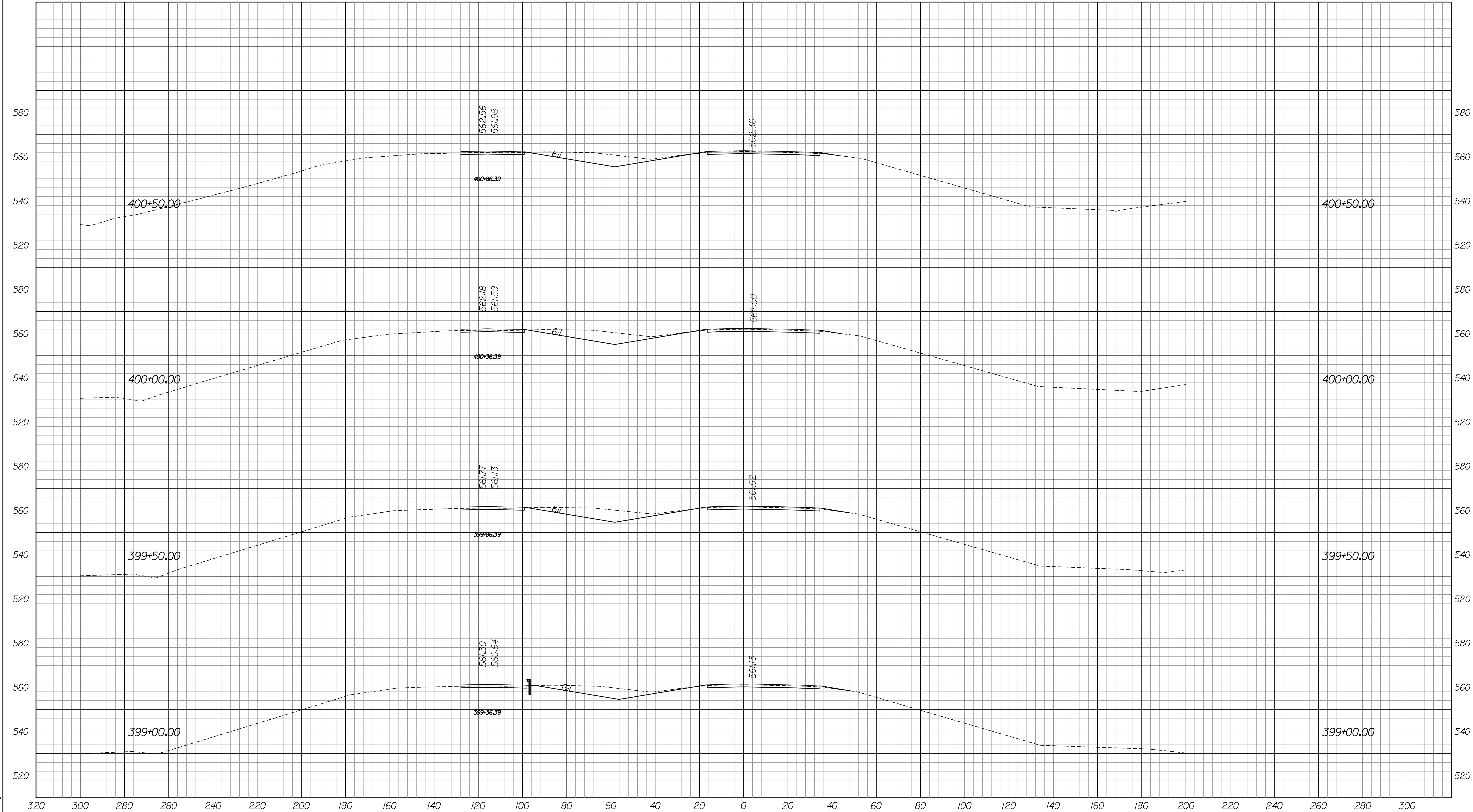


	RECOMMENDED FOR APPROVAL _____ DESIGN ENGINEER DATE	INDIANA DEPARTMENT OF TRANSPORTATION	BRIDGE FILE
	DESIGNED: AMH DRAWN: AMH	CROSS SECTIONS LINE "A" STA. 395+00.00 TO 396+50.00	DESIGNATION 0810244
	CHECKED: JLC CHECKED: JMM		SURVEY BOOK CONTRACT
			DWG. NO. XS-42 SHEET NO. 42 of 60 PROJECT 0810244

12/29/2011 1:42:03 PM
 c:\temp\indian\mms08023\c_xsl\A001.dgn



	RECOMMENDED FOR APPROVAL _____ DESIGN ENGINEER DATE	INDIANA DEPARTMENT OF TRANSPORTATION	BRIDGE FILE
	DESIGNED: AMH DRAWN: AMH	CROSS SECTIONS LINE "A" STA. 397+00.00 TO 398+50.00	DESIGNATION 0810244
	CHECKED: JLC CHECKED: JMM		SURVEY BOOK DWG. NO. SHEET NO. XS-43 43 of 60
			CONTRACT PROJECT 0810244



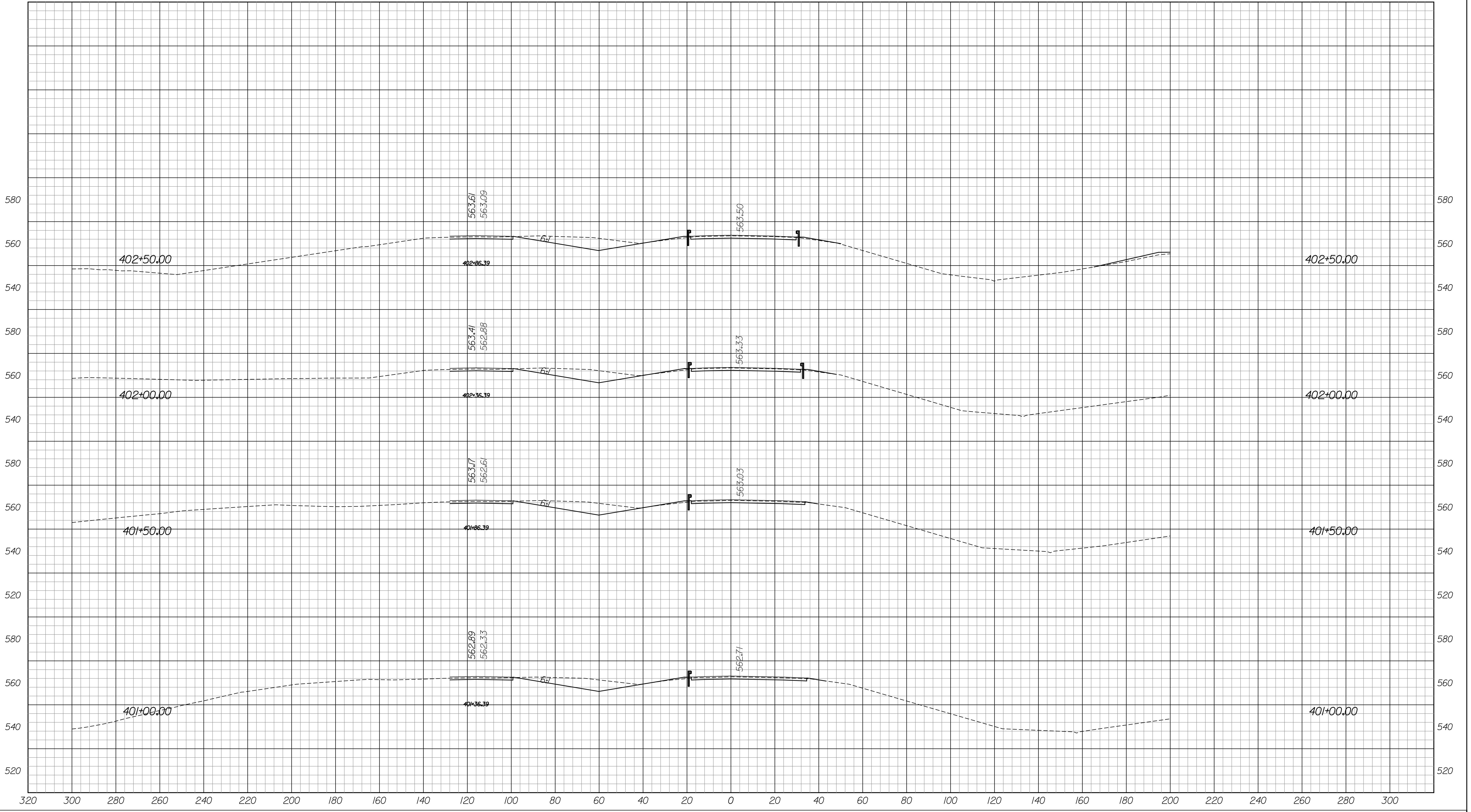
12/29/2011 1:42:06 PM
 c:\temp\mcom\mms08923\csl\A001.dgn

RECOMMENDED FOR APPROVAL _____	
DESIGN ENGINEER DATE	
DESIGNED: AMH	DRAWN: AMH
CHECKED: JLC	CHECKED: JMM

INDIANA
 DEPARTMENT OF TRANSPORTATION
 CROSS SECTIONS
 LINE "A"
 STA. 399+00.00 TO 400+50.00

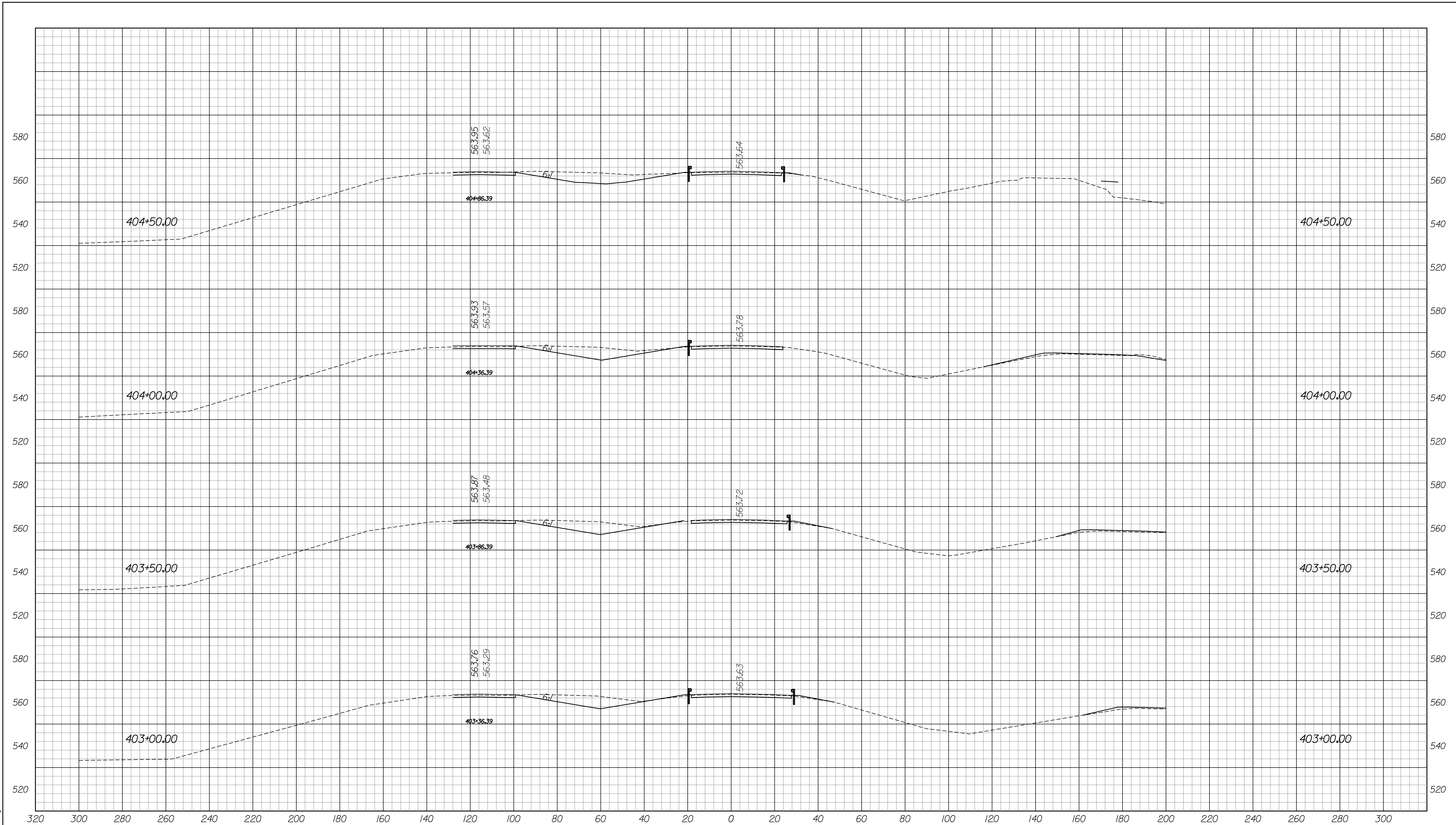
HORIZONTAL SCALE 1" = 20'		BRIDGE FILE	
VERTICAL SCALE 1" = 20'		DESIGNATION 0810244	
SURVEY BOOK	DWG. NO. XS-44	SHEET NO. 44 of 60	
CONTRACT	PROJECT 0810244		

12/29/2011 1:42:10 PM
 c:\temp\mcom\mms08923\csl\A001.dgn



	RECOMMENDED FOR APPROVAL _____ DESIGN ENGINEER DATE	INDIANA DEPARTMENT OF TRANSPORTATION	BRIDGE FILE	
	DESIGNED: AMH DRAWN: AMH	CROSS SECTIONS LINE "A" STA. 401+00.00 TO 402+50.00	HORIZONTAL SCALE 1" = 20' VERTICAL SCALE 1" = 20'	DESIGNATION 0810244
	CHECKED: JLC CHECKED: JMM		SURVEY BOOK XS-45	SHEET NO. 45 of 60
			CONTRACT	PROJECT 0810244

12/29/2011 1:42:14 PM
 c:\temp\mcom\mno08923\csl\A001.dgn

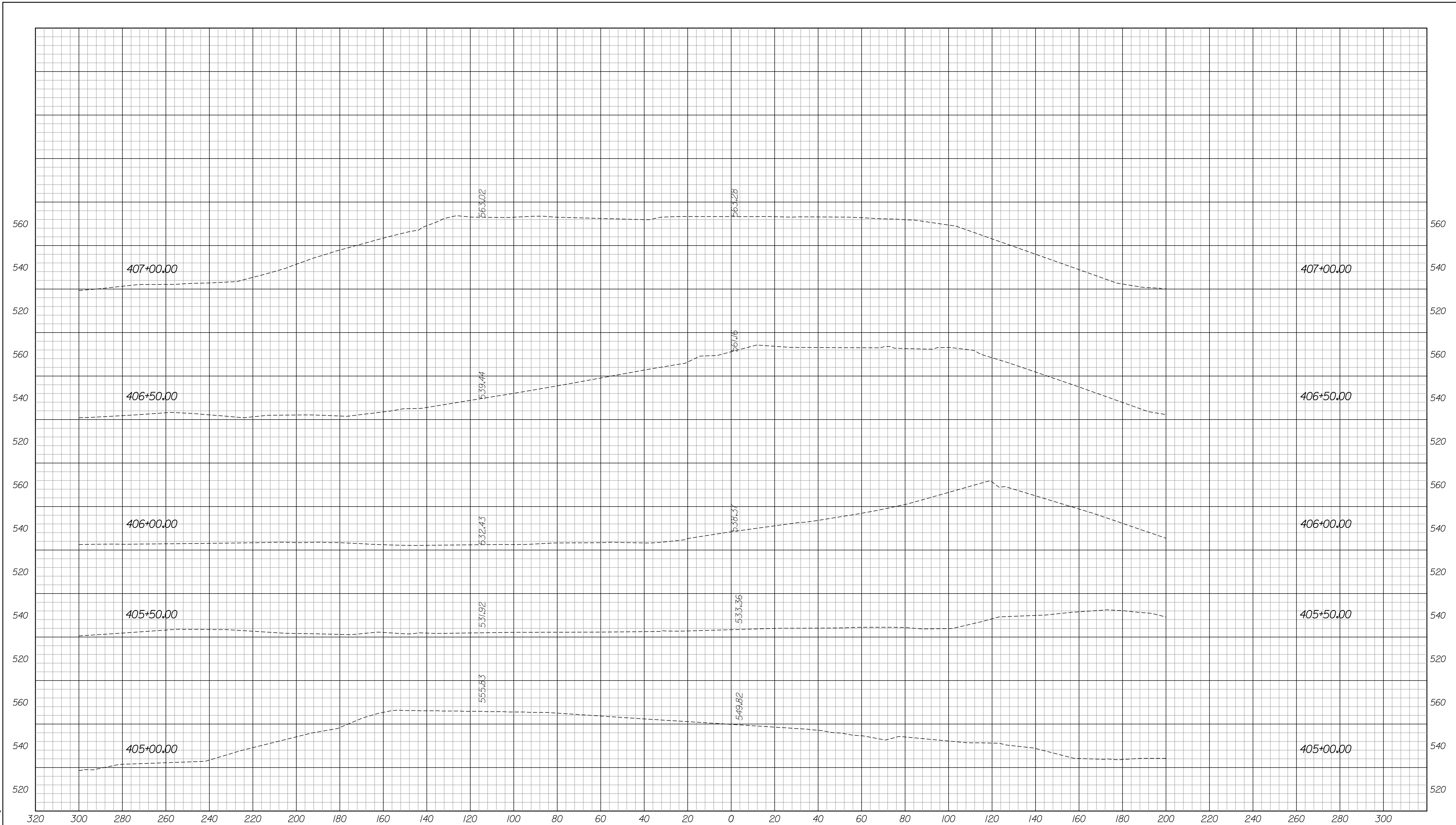


RECOMMENDED FOR APPROVAL _____
 DESIGN ENGINEER DATE
 DESIGNED: AMH DRAWN: AMH
 CHECKED: JLC CHECKED: JMM

INDIANA
 DEPARTMENT OF TRANSPORTATION
 CROSS SECTIONS
 LINE "A"
 STA. 403+00.00 TO 404+50.00

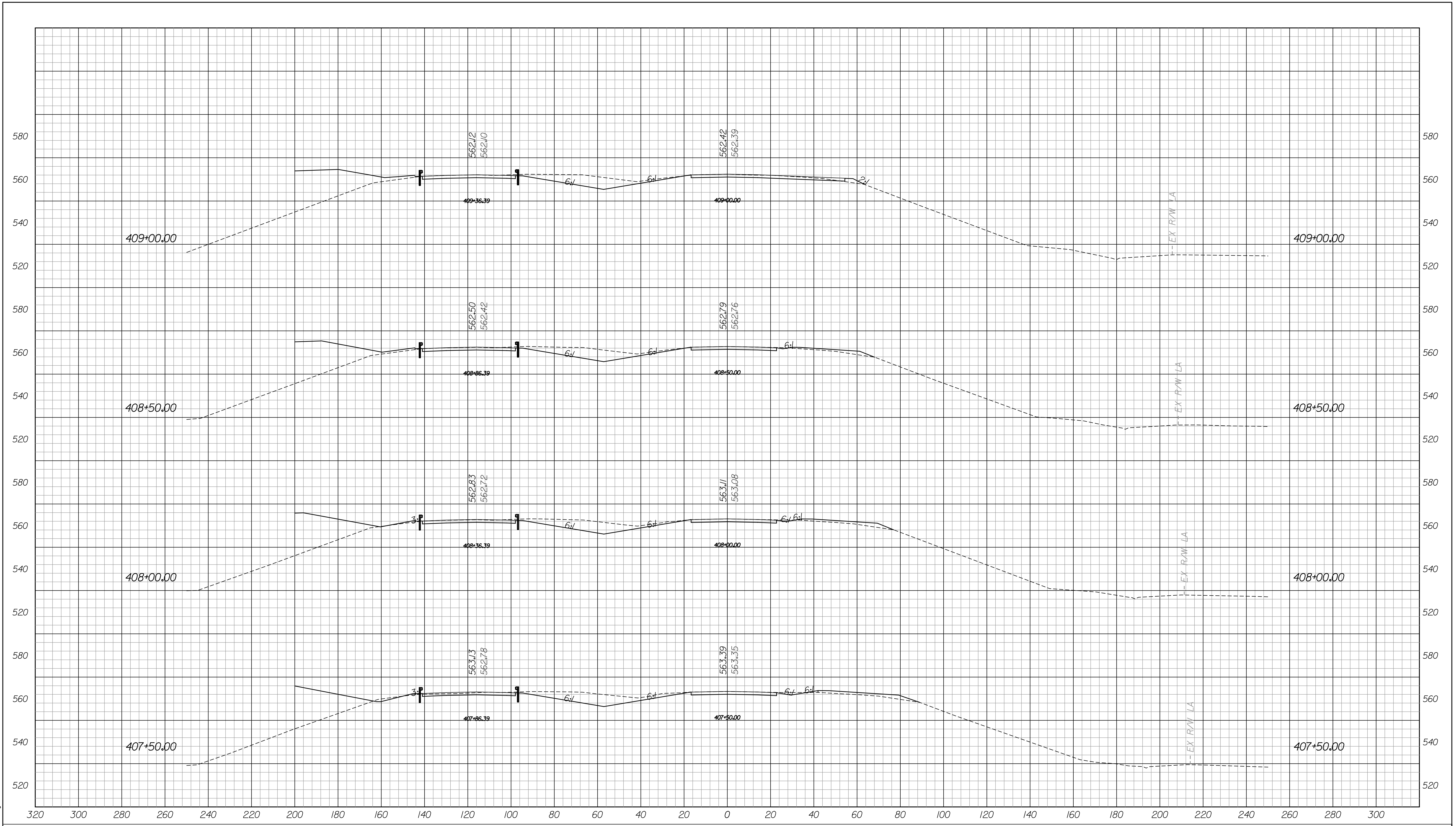
HORIZONTAL SCALE 1" = 20'	BRIDGE FILE	
VERTICAL SCALE 1" = 20'	DESIGNATION 0810244	
SURVEY BOOK	DWG. NO. XS-46	SHEET NO. 46 of 60
CONTRACT	PROJECT 0810244	

12/29/2011 1:42:17 PM
 c:\temp\mcom\mms08923\csl\A001.dgn



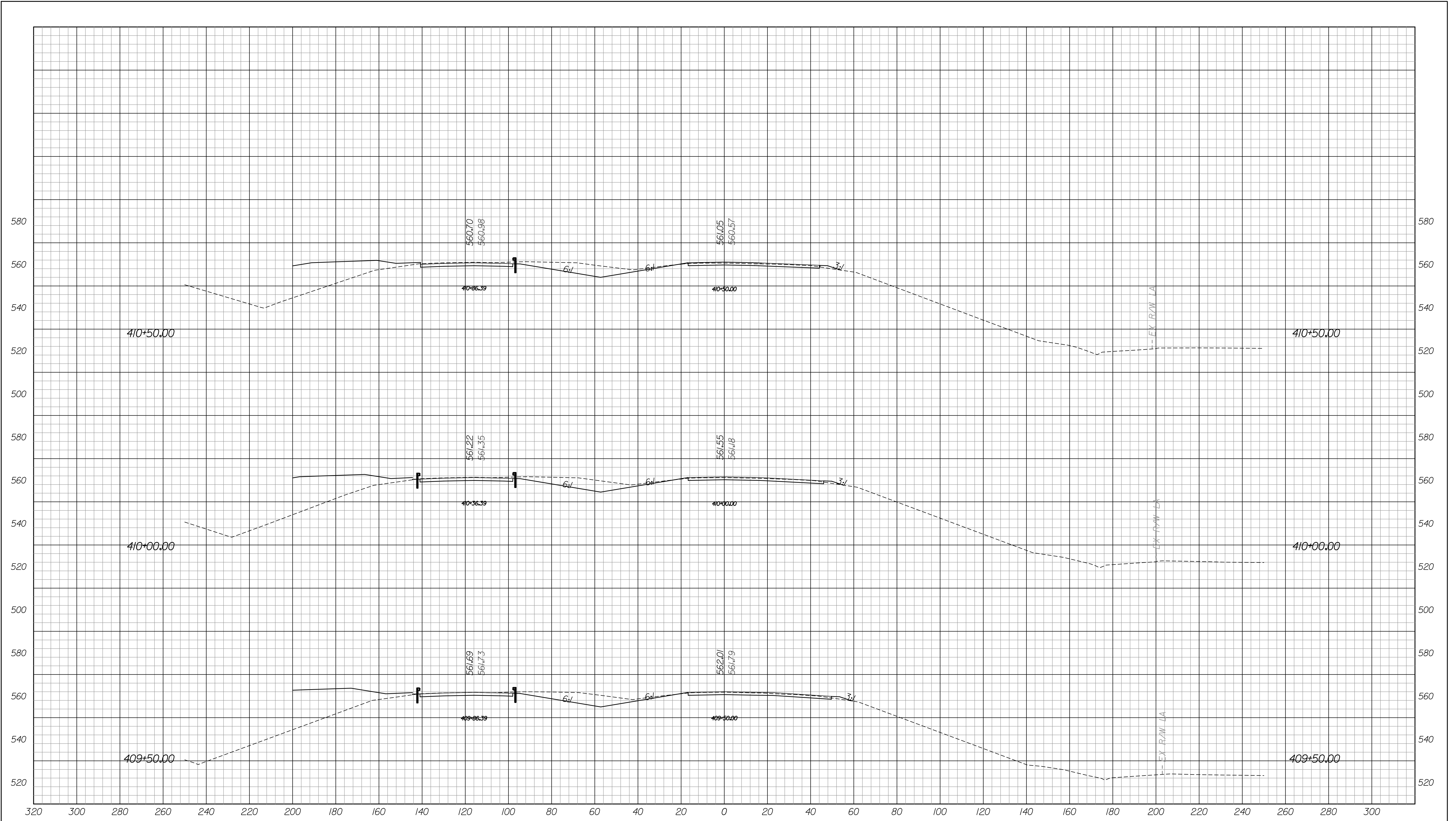
	RECOMMENDED FOR APPROVAL _____ DESIGN ENGINEER DATE	INDIANA DEPARTMENT OF TRANSPORTATION	HORIZONTAL SCALE 1" = 20' VERTICAL SCALE 1" = 20' BRIDGE FILE
DESIGNED: AMH CHECKED: JLC	DRAWN: AMH CHECKED: JMM	CROSS SECTIONS LINE "A" STA. 405+00.00 TO 407+00.00	DESIGNATION 0810244 SURVEY BOOK XS-47 DWG. NO. 47 of 60 SHEET NO. PROJECT 0810244

12/29/2011 1:46:21 PM
 c:\temp\mcom\mms08923\csl\A001.dgn

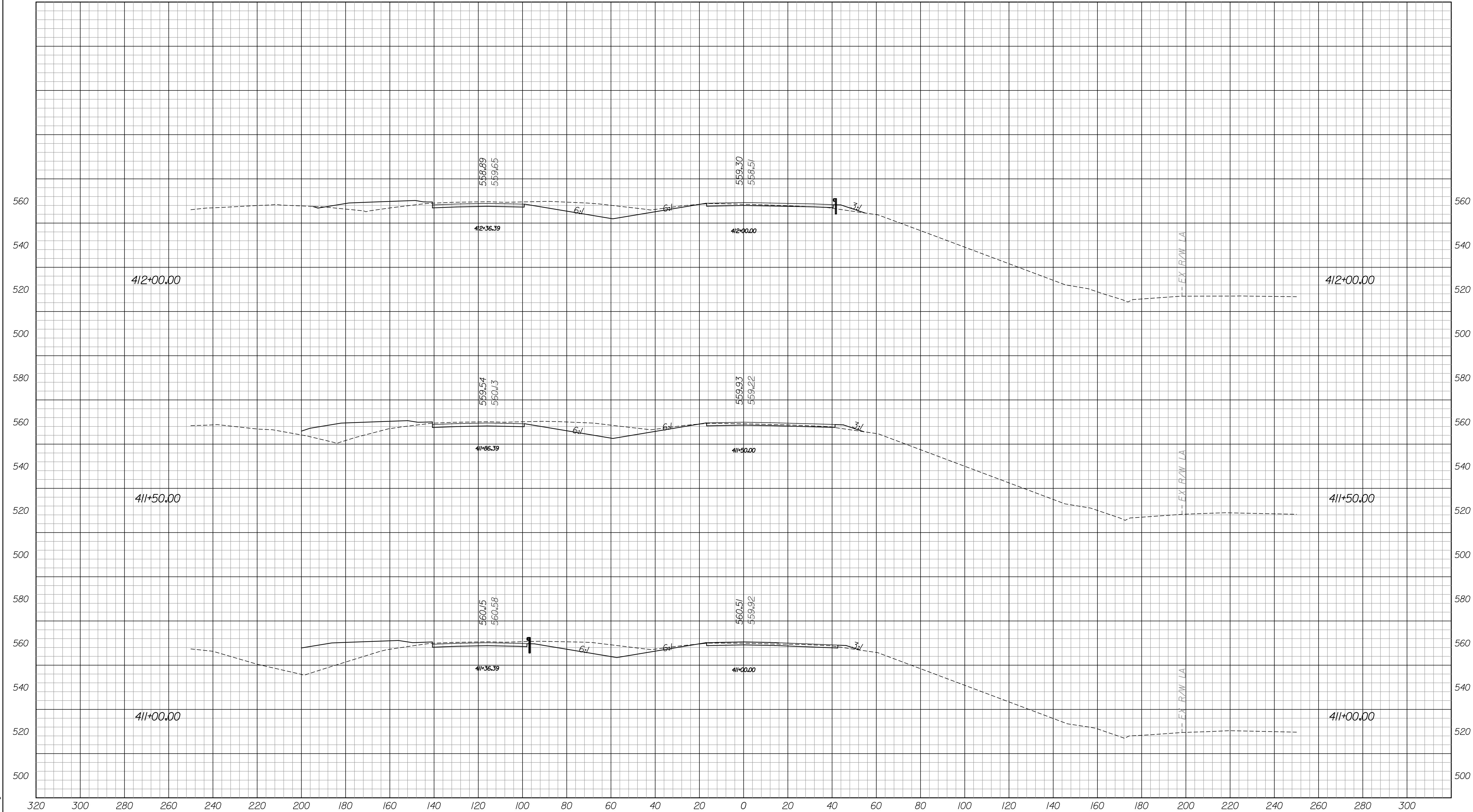


	RECOMMENDED FOR APPROVAL _____ DESIGN ENGINEER DATE	INDIANA DEPARTMENT OF TRANSPORTATION CROSS SECTIONS LINE "A" STA. 407+50.00 TO 409+00.00	BRIDGE FILE DESIGNATION 0810244												
	DESIGNED: AMH DRAWN: AMH CHECKED: JLC CHECKED: JMM		<table border="1" style="width: 100%; border-collapse: collapse;"> <tr> <td style="width: 50%;">SURVEY BOOK</td> <td style="width: 25%;">DWG. NO.</td> <td style="width: 25%;">SHEET NO.</td> </tr> <tr> <td></td> <td>XS-48</td> <td>48 of 60</td> </tr> <tr> <td>CONTRACT</td> <td colspan="2">PROJECT</td> </tr> <tr> <td></td> <td colspan="2">0810244</td> </tr> </table>	SURVEY BOOK	DWG. NO.	SHEET NO.		XS-48	48 of 60	CONTRACT	PROJECT			0810244	
SURVEY BOOK	DWG. NO.	SHEET NO.													
	XS-48	48 of 60													
CONTRACT	PROJECT														
	0810244														

12/29/2011 1:42:25 PM
 c:\temp\mcom\mms08923\c_xsl\A001.dgn



	RECOMMENDED FOR APPROVAL _____	DESIGN ENGINEER	DATE
	DESIGNED: AMH	DRAWN: AMH	
	CHECKED: JLC	CHECKED: JMM	
INDIANA DEPARTMENT OF TRANSPORTATION CROSS SECTIONS LINE "A" STA. 409+50.00 TO 410+50.00			
HORIZONTAL SCALE 1" = 20'	BRIDGE FILE		
VERTICAL SCALE 1" = 20'	DESIGNATION 0810244		
SURVEY BOOK	DWG. NO. XS-49	SHEET NO. 49 of 60	
CONTRACT	PROJECT 0810244		

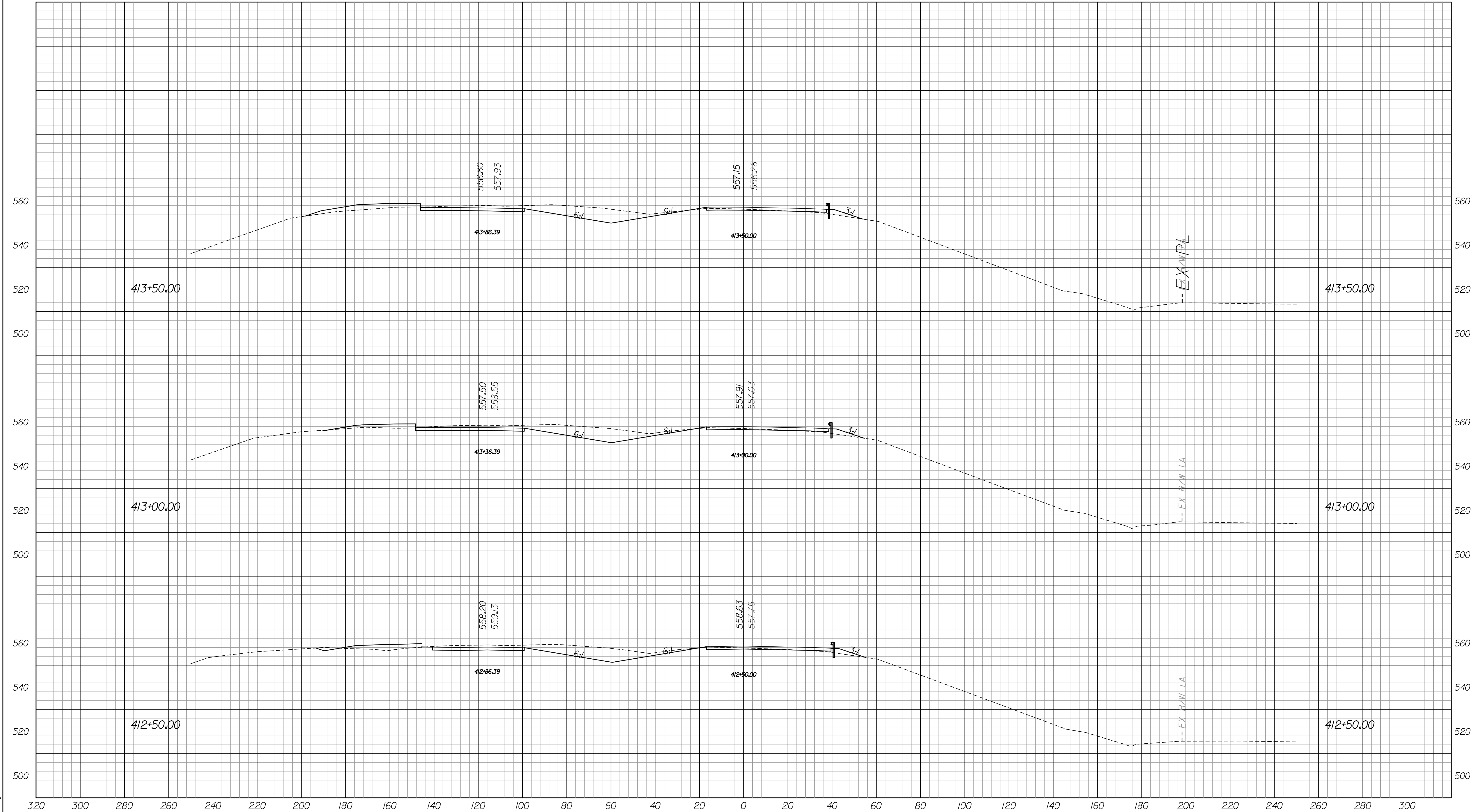


12/29/2011 1:42:29 PM
 c:\temp\aduncon\mms08923\csl\A001.dgn

RECOMMENDED FOR APPROVAL _____	
DESIGN ENGINEER DATE	
DESIGNED: AMH	DRAWN: AMH
CHECKED: JLC	CHECKED: JMM

INDIANA
 DEPARTMENT OF TRANSPORTATION
CROSS SECTIONS
LINE "A"
STA. 411+00.00 TO 412+00.00

HORIZONTAL SCALE 1" = 20'	BRIDGE FILE	
VERTICAL SCALE 1" = 20'	DESIGNATION 0810244	
SURVEY BOOK	DWG. NO. XS-50	SHEET NO. 50 of 60
CONTRACT	PROJECT 0810244	

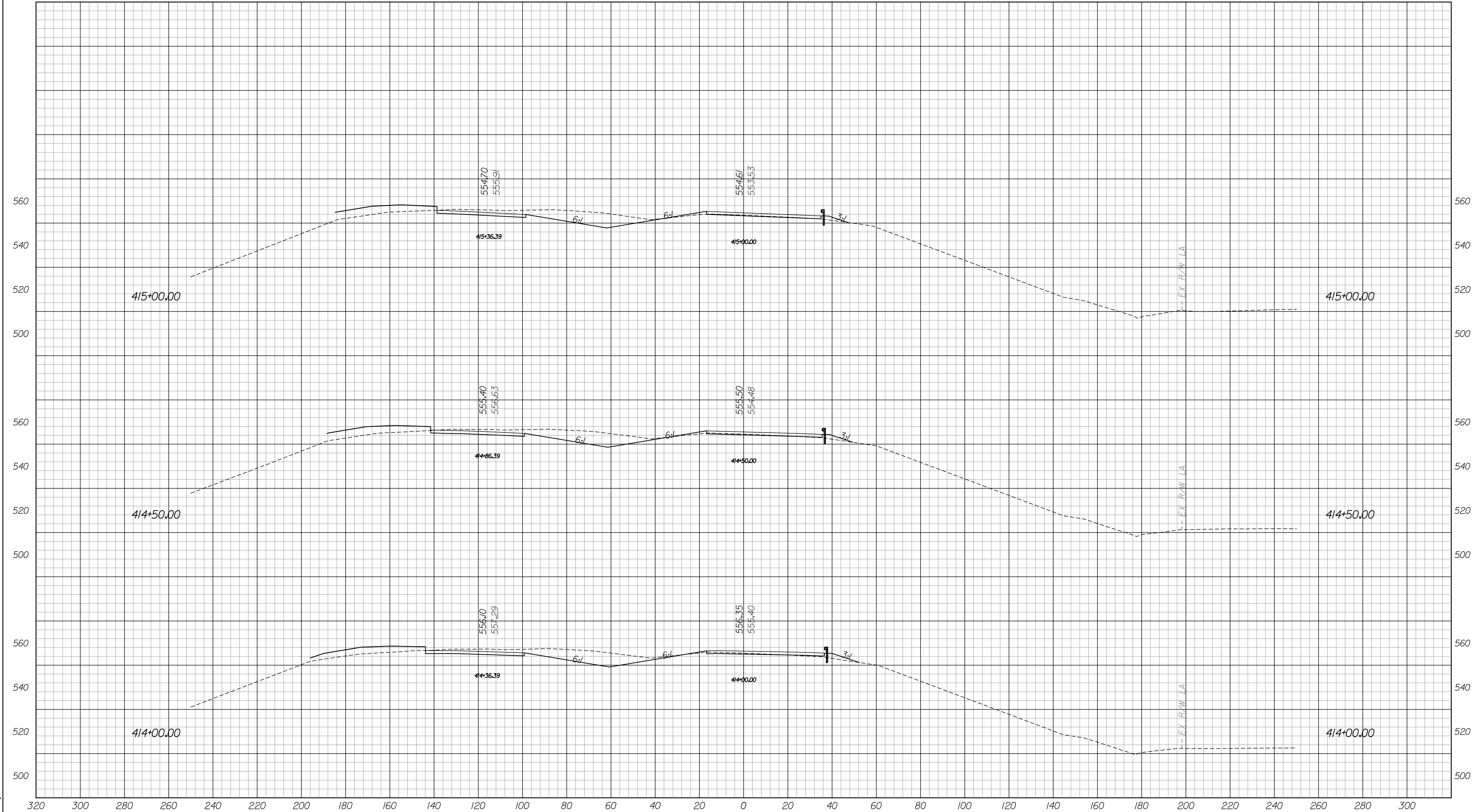


12/29/2011 1:42:32 PM
 c:\temp\mcom\mno08923\csl\A001.dgn

RECOMMENDED FOR APPROVAL _____	
DESIGN ENGINEER DATE	
DESIGNED: AMH	DRAWN: AMH
CHECKED: JLC	CHECKED: JMM

INDIANA
 DEPARTMENT OF TRANSPORTATION
 CROSS SECTIONS
 LINE "A"
 STA. 412+50.00 TO 413+50.00

HORIZONTAL SCALE 1" = 20'	BRIDGE FILE	
VERTICAL SCALE 1" = 20'	DESIGNATION 0810244	
SURVEY BOOK	DWG. NO. XS-51	SHEET NO. 51 of 60
CONTRACT	PROJECT 0810244	



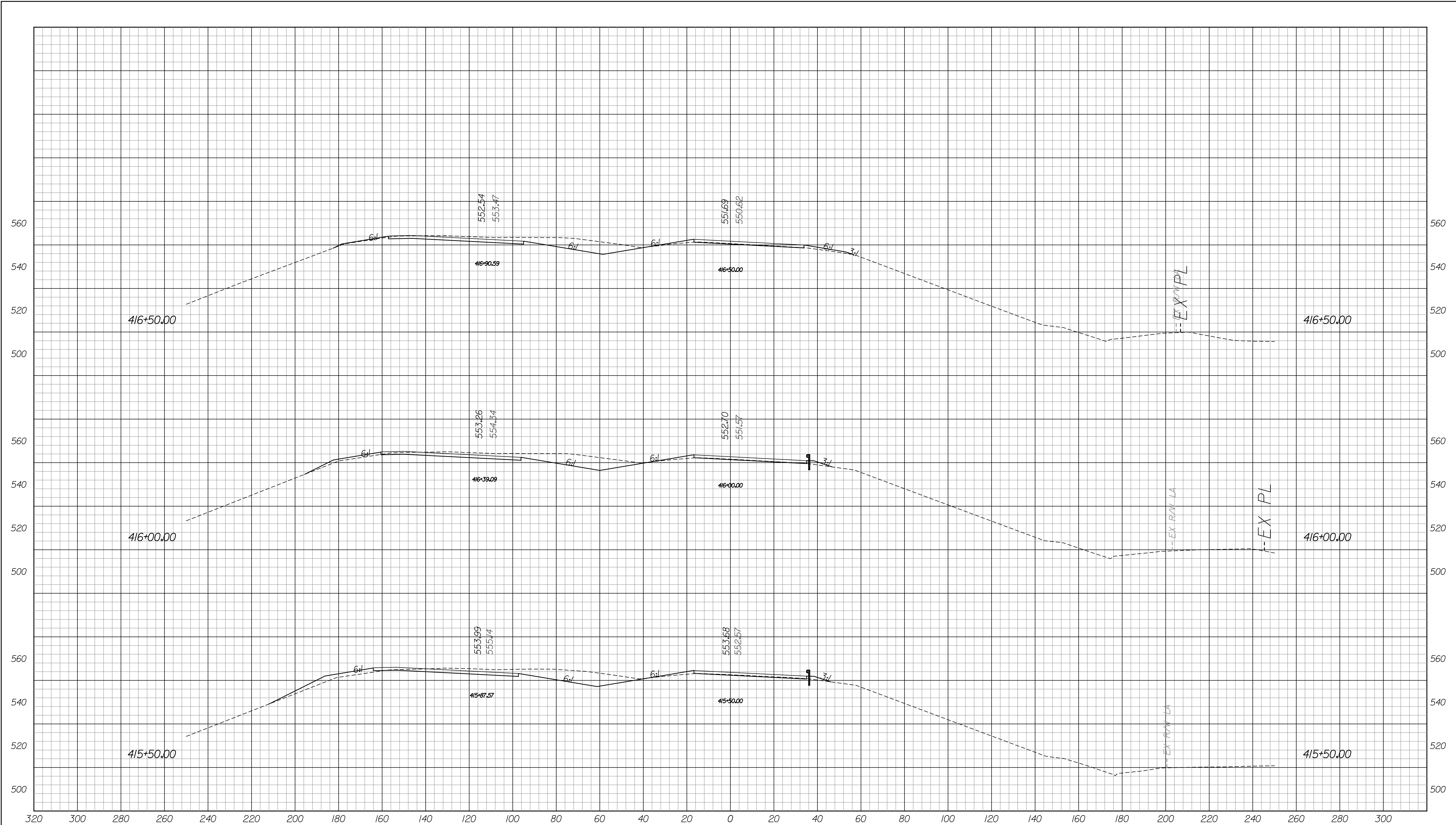
12/29/2011 1:42:56 PM
 c:\temp\mcom\mms08923\c_xsl\A001.dgn

RECOMMENDED FOR APPROVAL _____	
DESIGNED: AMH	DRAWN: AMH
CHECKED: JLC	CHECKED: JMM

INDIANA
 DEPARTMENT OF TRANSPORTATION
CROSS SECTIONS
LINE "A"
STA. 414+00.00 TO 415+00.00

HORIZONTAL SCALE 1" = 20'	BRIDGE FILE	
VERTICAL SCALE 1" = 20'	DESIGNATION 0810244	
SURVEY BOOK	DWG. NO. XS-52	SHEET NO. 52 of 60
CONTRACT	PROJECT 0810244	

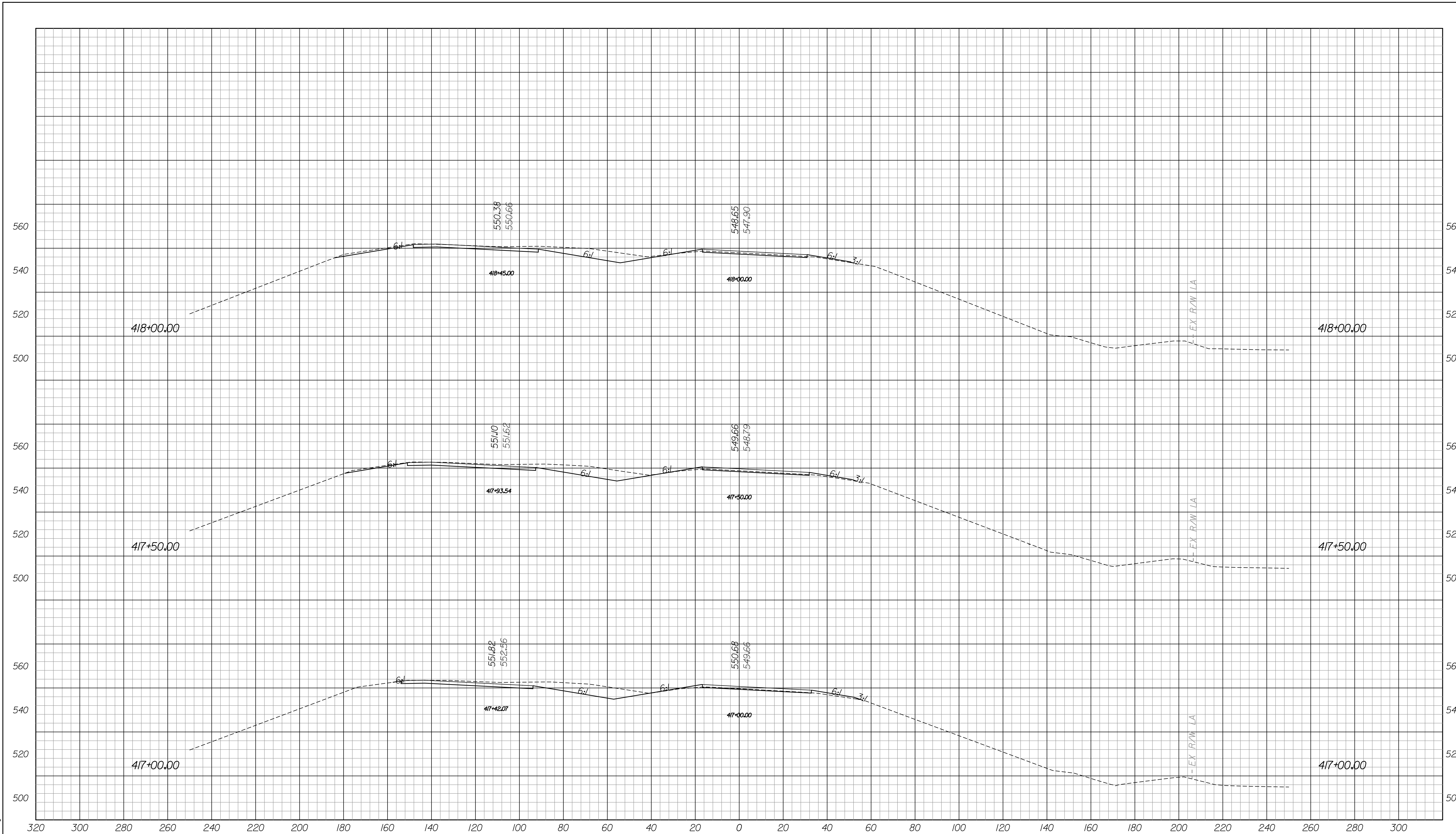
12/29/2011 1:42:40 PM
 c:\temp\mcom\mms08923\csl\A001.dgn



RECOMMENDED FOR APPROVAL _____	
DESIGN ENGINEER DATE	
DESIGNED: AMH	DRAWN: AMH
CHECKED: JLC	CHECKED: JMM

INDIANA
 DEPARTMENT OF TRANSPORTATION
CROSS SECTIONS
LINE "A"
STA. 415+50.00 TO 416+50.00

HORIZONTAL SCALE 1" = 20'		BRIDGE FILE	
VERTICAL SCALE 1" = 20'		DESIGNATION 0810244	
SURVEY BOOK	DWG. NO. XS-53	SHEET NO. 53 of 60	
CONTRACT	PROJECT 0810244		



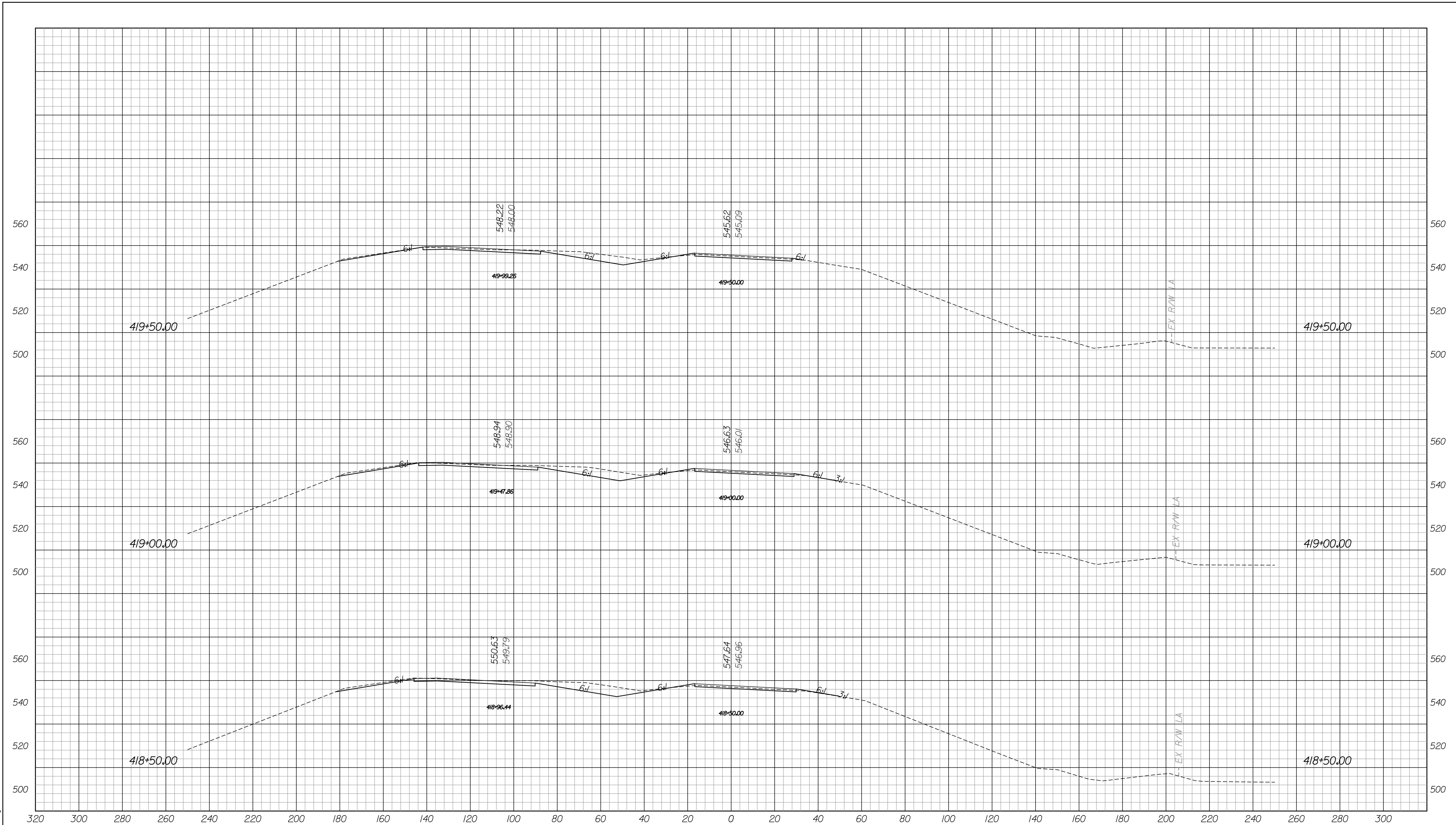
12/29/2011 1:42:44 PM
 c:\temp\mcom\mms08923\csl\A001.dgn

RECOMMENDED FOR APPROVAL _____		DESIGN ENGINEER _____ DATE _____	
DESIGNED: AMH	DRAWN: AMH		
CHECKED: JLC	CHECKED: JMM		

INDIANA
 DEPARTMENT OF TRANSPORTATION
CROSS SECTIONS
LINE "A"
STA. 417+00.00 TO 418+00.00

HORIZONTAL SCALE 1" = 20'	BRIDGE FILE	
VERTICAL SCALE 1" = 20'	DESIGNATION 0810244	
SURVEY BOOK	DWG. NO. XS-54	SHEET NO. 54 of 60
CONTRACT	PROJECT 0810244	

12/29/2011 1:42:48 PM
 c:\temp\mcom\mms08923\csl\A001.dgn



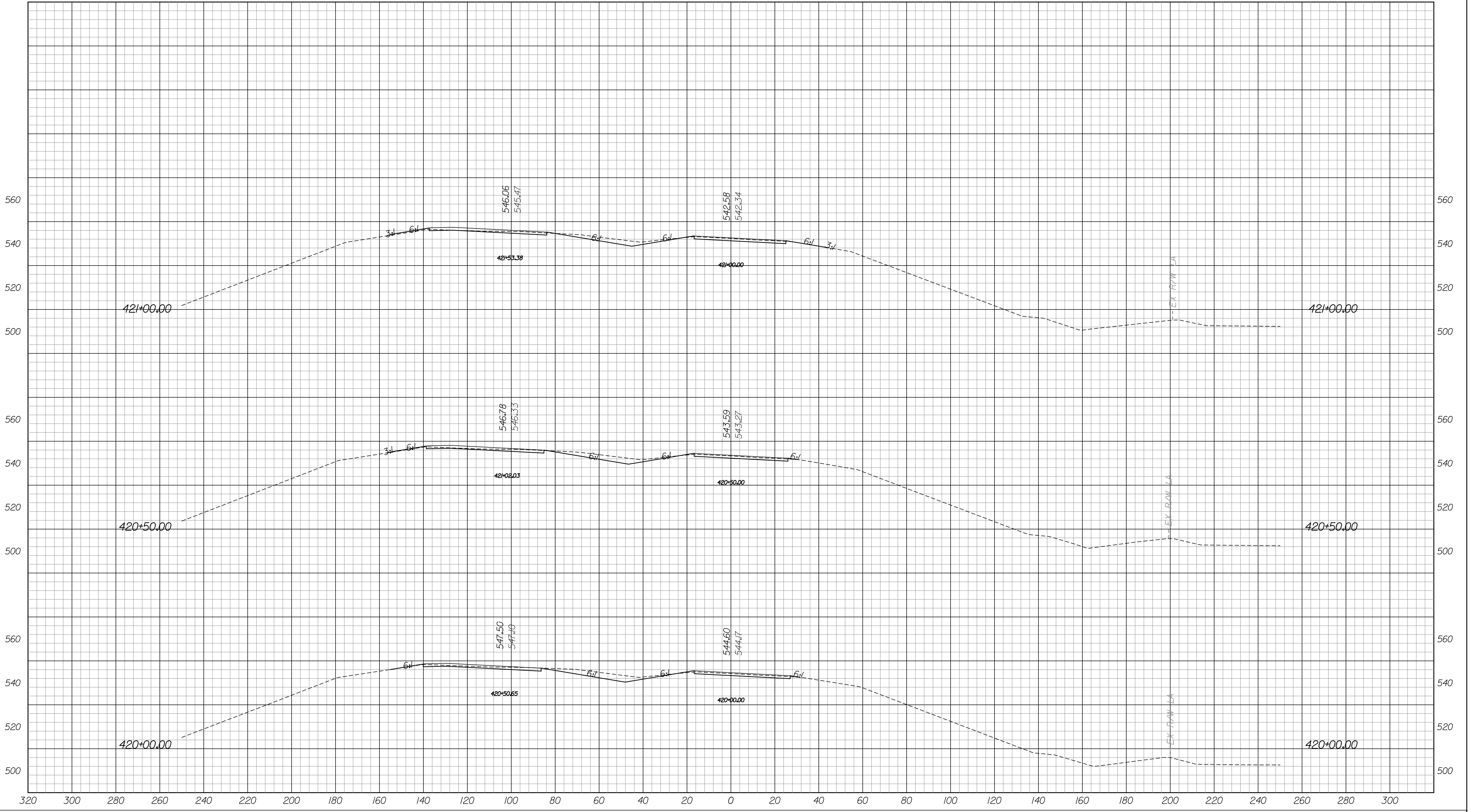
RECOMMENDED FOR APPROVAL _____
 DESIGN ENGINEER _____ DATE _____

DESIGNED: AMH DRAWN: AMH
 CHECKED: JLC CHECKED: JMM

INDIANA
 DEPARTMENT OF TRANSPORTATION
 CROSS SECTIONS
 LINE "A"
 STA. 418+50.00 TO 419+50.00

HORIZONTAL SCALE	BRIDGE FILE	
1" = 20'		
VERTICAL SCALE	DESIGNATION	
1" = 20'	0810244	
SURVEY BOOK	DWG. NO.	SHEET NO.
	XS-55	55 of 60
CONTRACT	PROJECT	
	0810244	

12/29/2011 1:46:51 PM
 c:\temp\mcom\mno08923\csl\A001.dgn

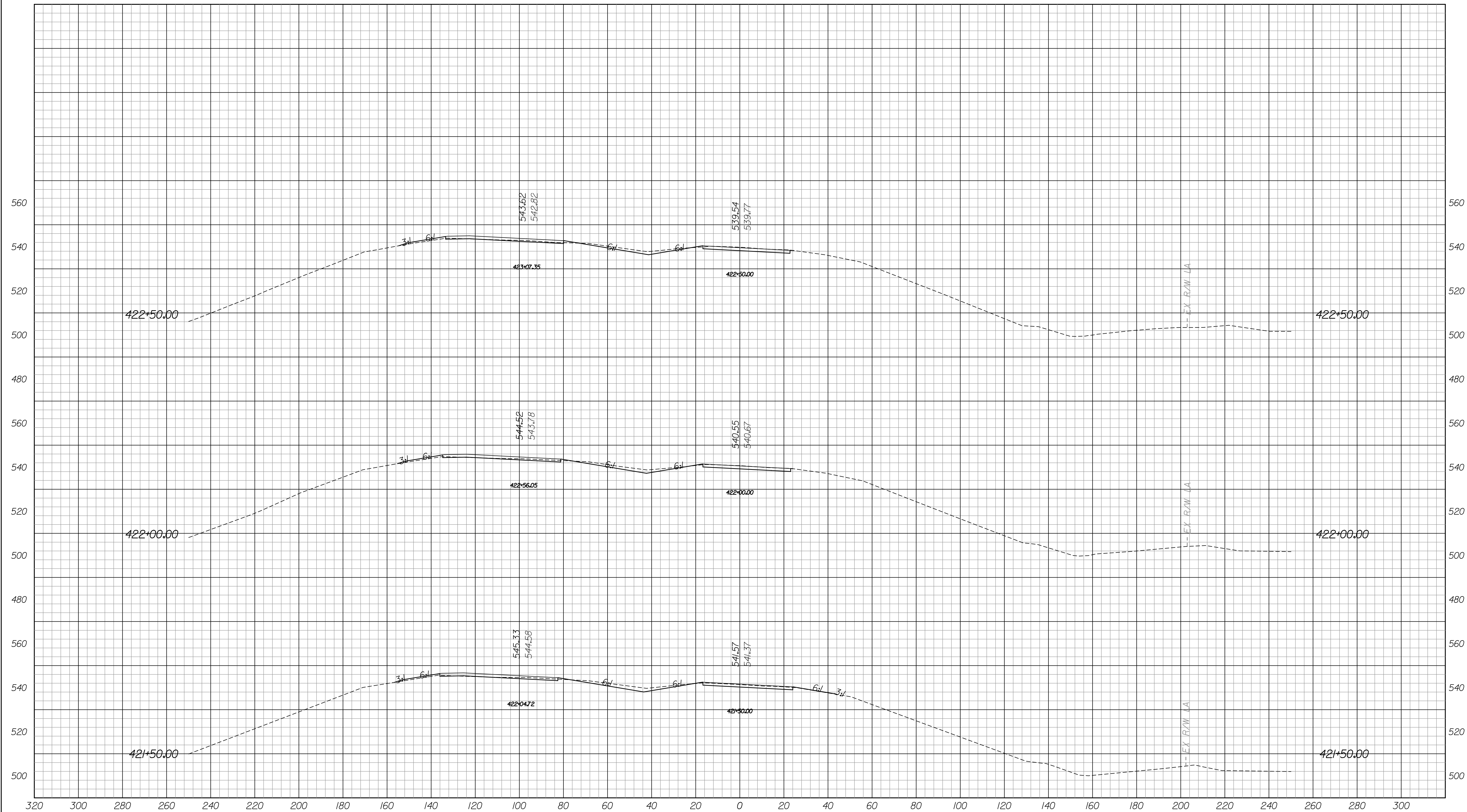


RECOMMENDED FOR APPROVAL _____
 DESIGN ENGINEER DATE
 DESIGNED: AMH DRAWN: AMH
 CHECKED: JLC CHECKED: JMM

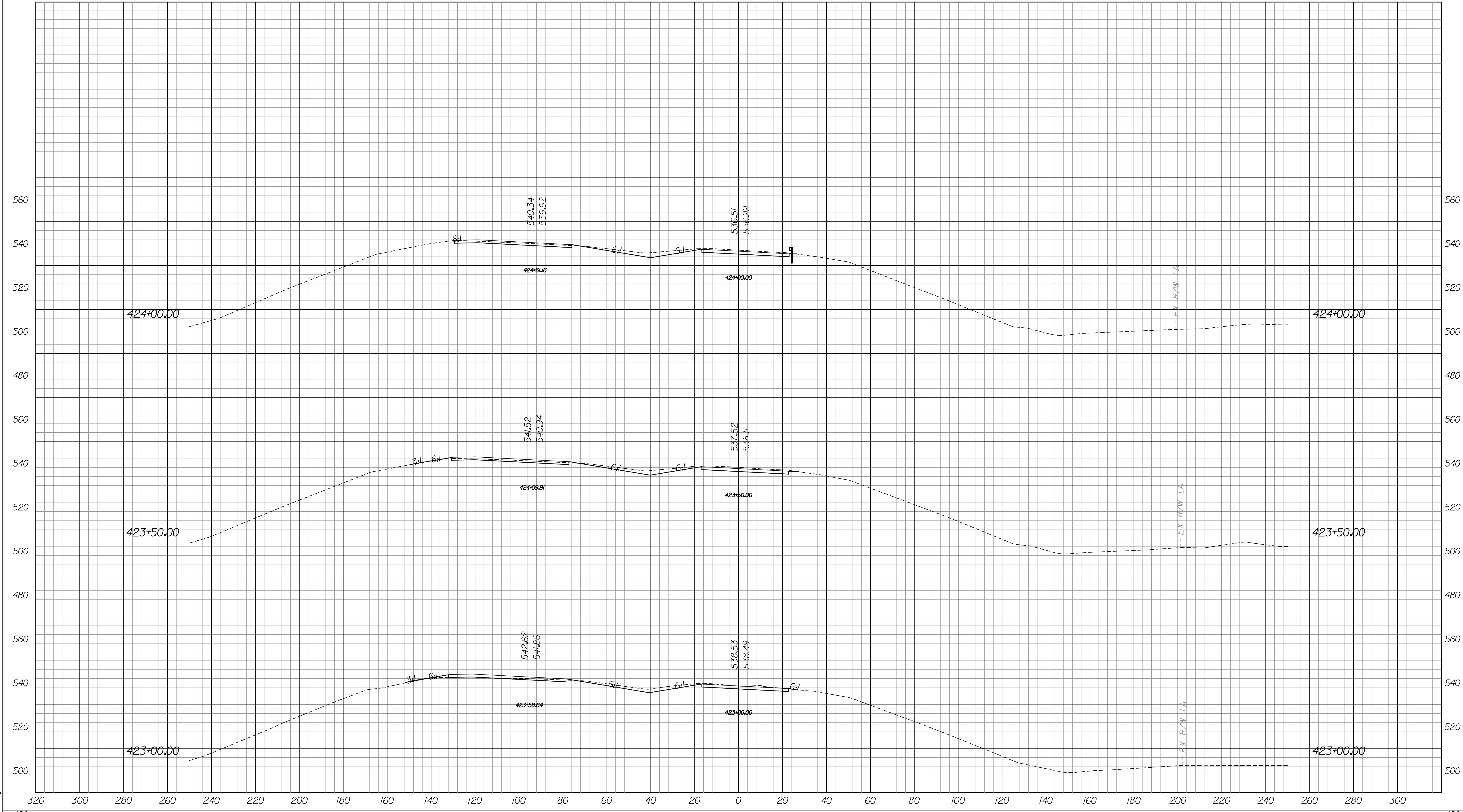
INDIANA
 DEPARTMENT OF TRANSPORTATION
 CROSS SECTIONS
 LINE "A"
 STA. 420+00.00 TO 421+00.00

HORIZONTAL SCALE 1" = 20'	BRIDGE FILE	
VERTICAL SCALE 1" = 20'	DESIGNATION 0810244	
SURVEY BOOK	DWG. NO. XS-56	SHEET NO. 56 of 60
CONTRACT	PROJECT 0810244	

12/29/2011 1:42:55 PM
 c:\temp\mcom\mms08923\csl\A001.dgn

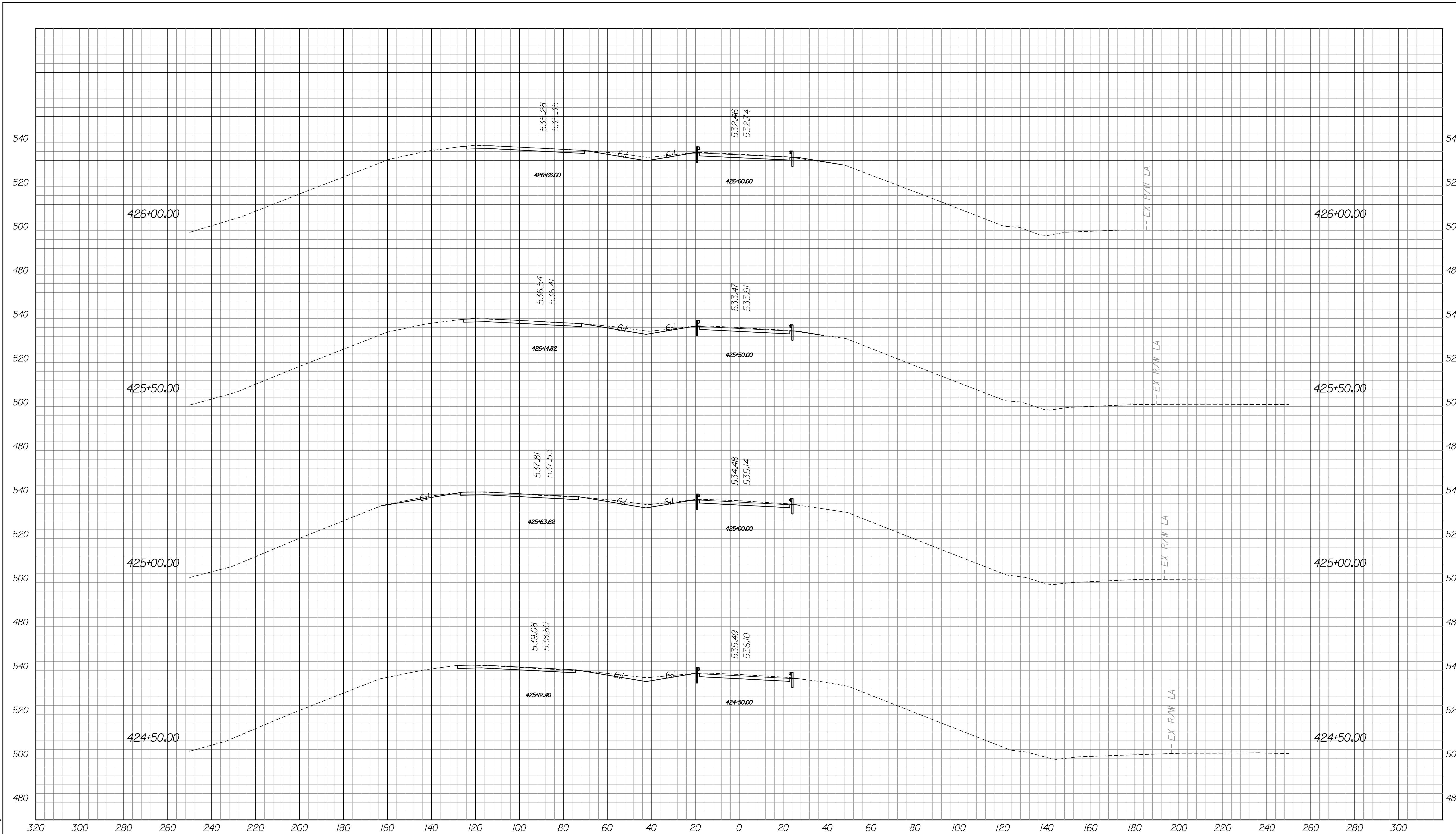


	RECOMMENDED FOR APPROVAL _____ DESIGN ENGINEER DATE	INDIANA DEPARTMENT OF TRANSPORTATION	HORIZONTAL SCALE 1" = 20' VERTICAL SCALE 1" = 20'	BRIDGE FILE 480
DESIGNED: AMH CHECKED: JLC	DRAWN: AMH CHECKED: JMM	CROSS SECTIONS LINE "A" STA. 421+50.00 TO 422+50.00	SURVEY BOOK XS-57	DWG. NO. SHEET NO. 57 of 60
			CONTRACT 0810244	PROJECT 0810244



12/29/2011 1:42:59 PM
 c:\temp\mcom\mms08923\c.rsl\A001.dgn

	RECOMMENDED FOR APPROVAL _____ DESIGN ENGINEER DATE	INDIANA DEPARTMENT OF TRANSPORTATION CROSS SECTIONS LINE "A" STA. 423+00.00 TO 424+00.00	HORIZONTAL SCALE 1" = 20' VERTICAL SCALE 1" = 20' SURVEY BOOK XS-58 CONTRACT 0810244
	DESIGNED: AMH DRAWN: AMH CHECKED: JLC CHECKED: JMM		BRIDGE FILE 480 DESIGNATION 0810244 DWG. NO. XS-58 SHEET NO. 58 of 60 PROJECT 0810244



12/29/2011 1:43:03 PM
 c:\temp\mcom\mcom0823\csl\A001.dgn

RECOMMENDED FOR APPROVAL _____
 DESIGN ENGINEER DATE

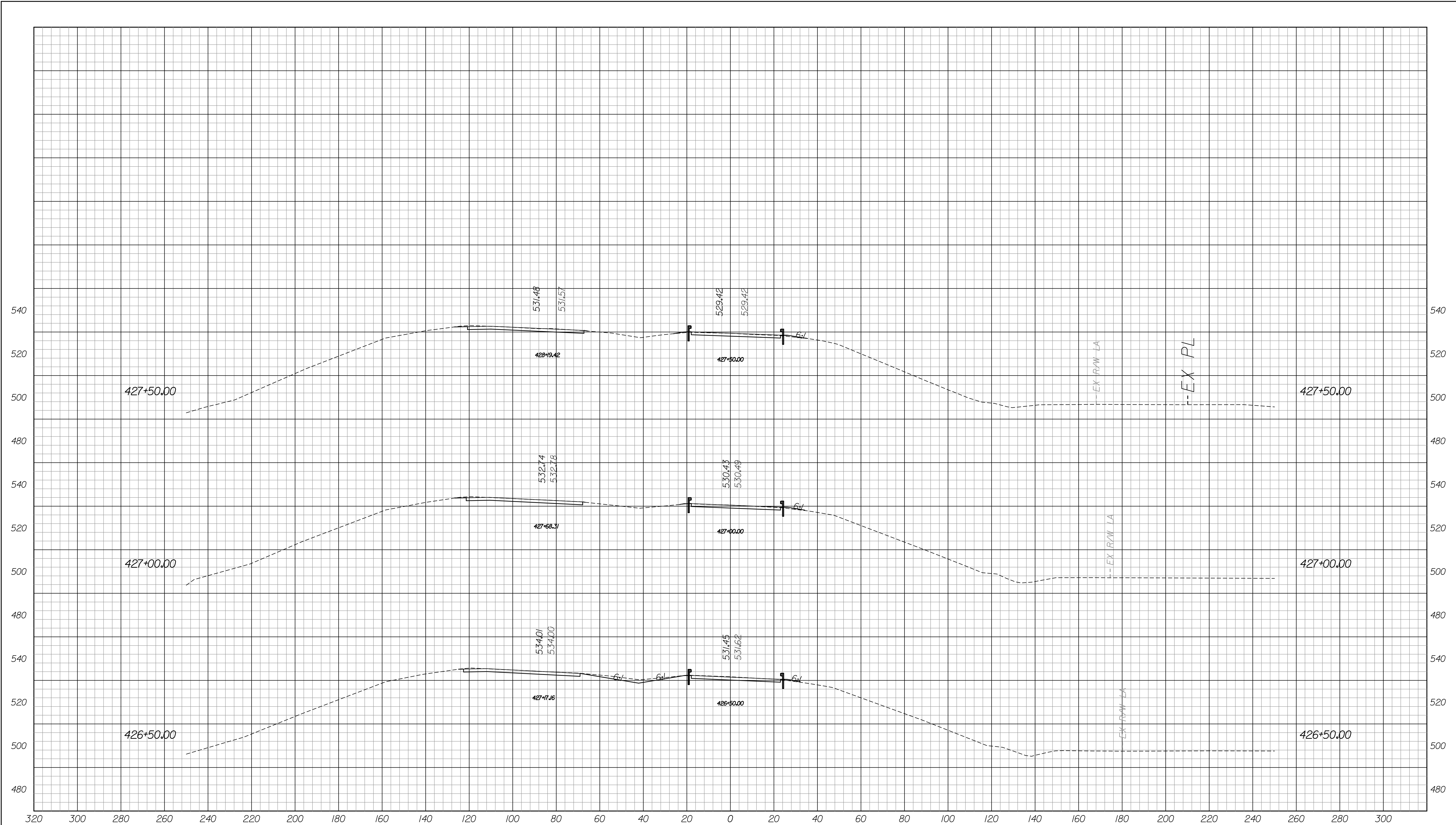
DESIGNED: AMH DRAWN: AMH

CHECKED: JLC CHECKED: JMM

INDIANA
 DEPARTMENT OF TRANSPORTATION
 CROSS SECTIONS
 LINE "A"
 STA. 424+50.00 TO 426+00.00

HORIZONTAL SCALE 1" = 20'	BRIDGE FILE	
VERTICAL SCALE 1" = 20'	DESIGNATION 0810244	
SURVEY BOOK	DWG. NO. XS-59	SHEET NO. 59 of 60
CONTRACT	PROJECT 0810244	

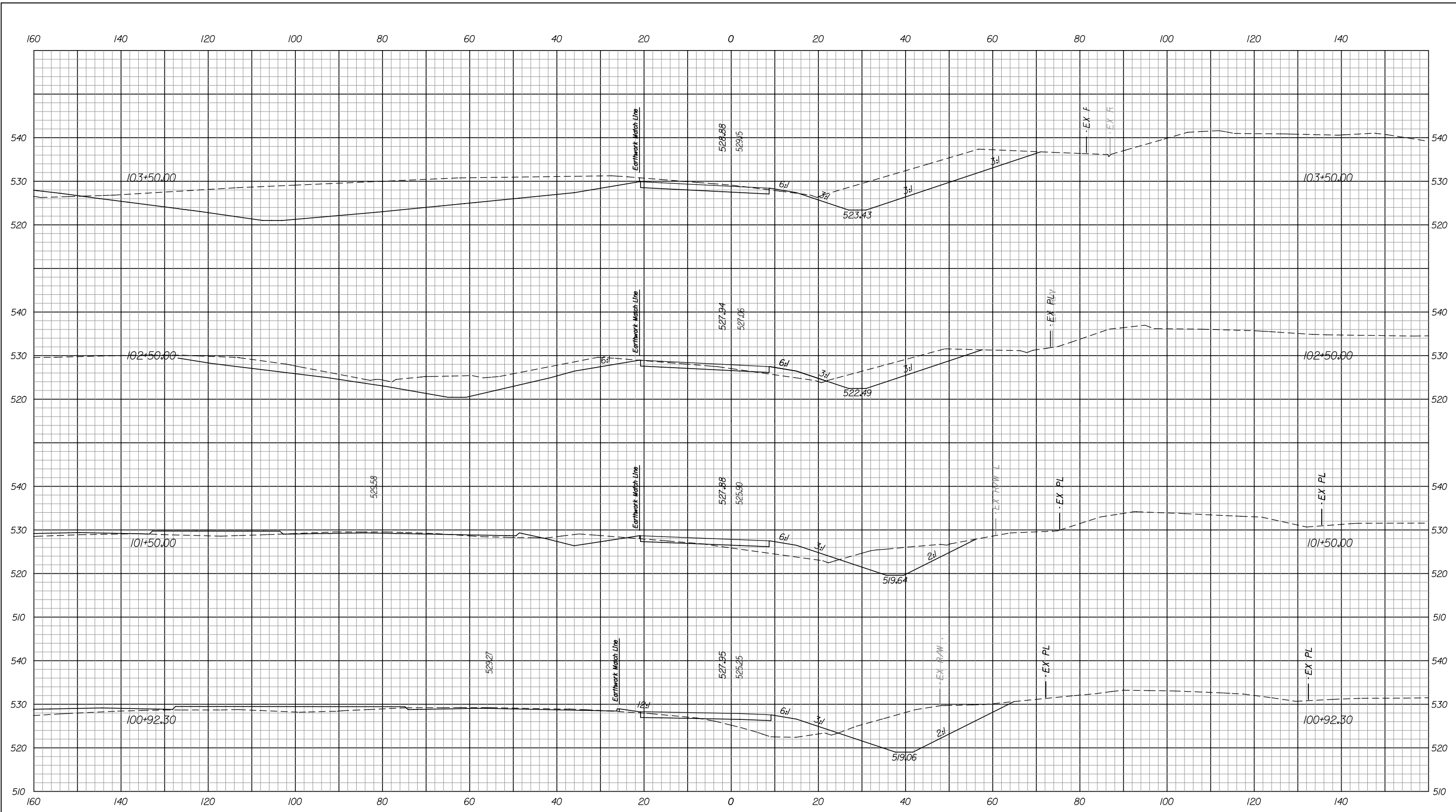
12/29/2011 1:43:07 PM
 c:\temp\mcom\mms08923\csl\A001.dgn



RECOMMENDED FOR APPROVAL _____	
DESIGNED: AMH	DRAWN: AMH
CHECKED: JLC	CHECKED: JMM

INDIANA
 DEPARTMENT OF TRANSPORTATION
 CROSS SECTIONS
 LINE "A"
 STA. 426+50.00 TO 427+50.00

HORIZONTAL SCALE 1" = 20'	BRIDGE FILE	
VERTICAL SCALE 1" = 20'	DESIGNATION 0810244	
SURVEY BOOK	DWG. NO. XS-60	SHEET NO. 60 of 60
CONTRACT	PROJECT 0810244	

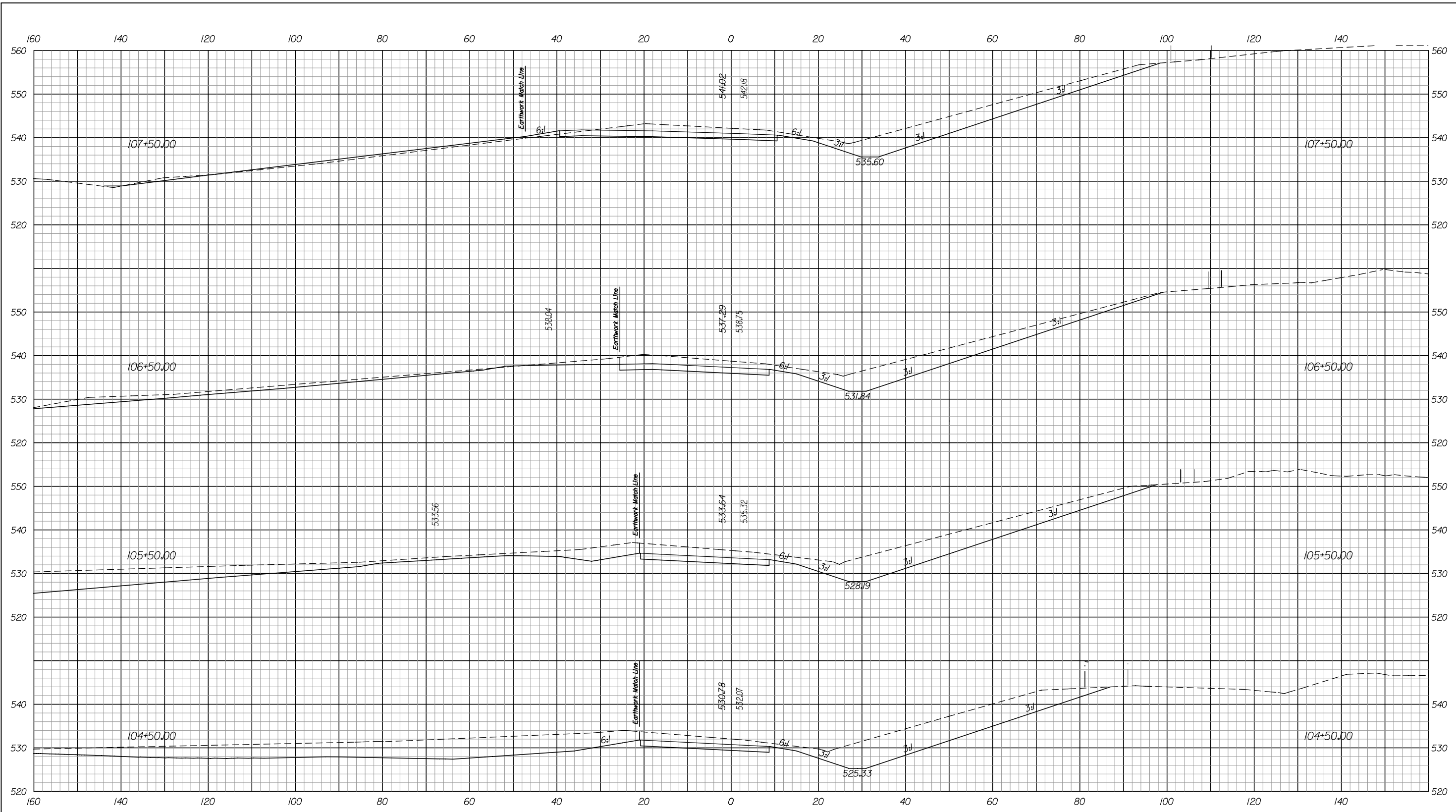


10/20/2021 10:00:22 AM
 c:\temp\ams0823\Excel\PL.dgn

RECOMMENDED FOR APPROVAL _____	
DESIGNED: _____	DRAWN: _____
CHECKED: _____	CHECKED: _____

INDIANA
 DEPARTMENT OF TRANSPORTATION
 CROSS SECTIONS
 RAMP "IR-1"
 STA. 100+92.30 TO 103+50.00

HORIZONTAL SCALE 1" = 10'	BRIDGE FILE	
VERTICAL SCALE 1" = 10'	DESIGNATION	
SURVEY BOOK	DWG. NO. XS-1	SHEET NO. 1 of 8
CONTRACT	PROJECT	

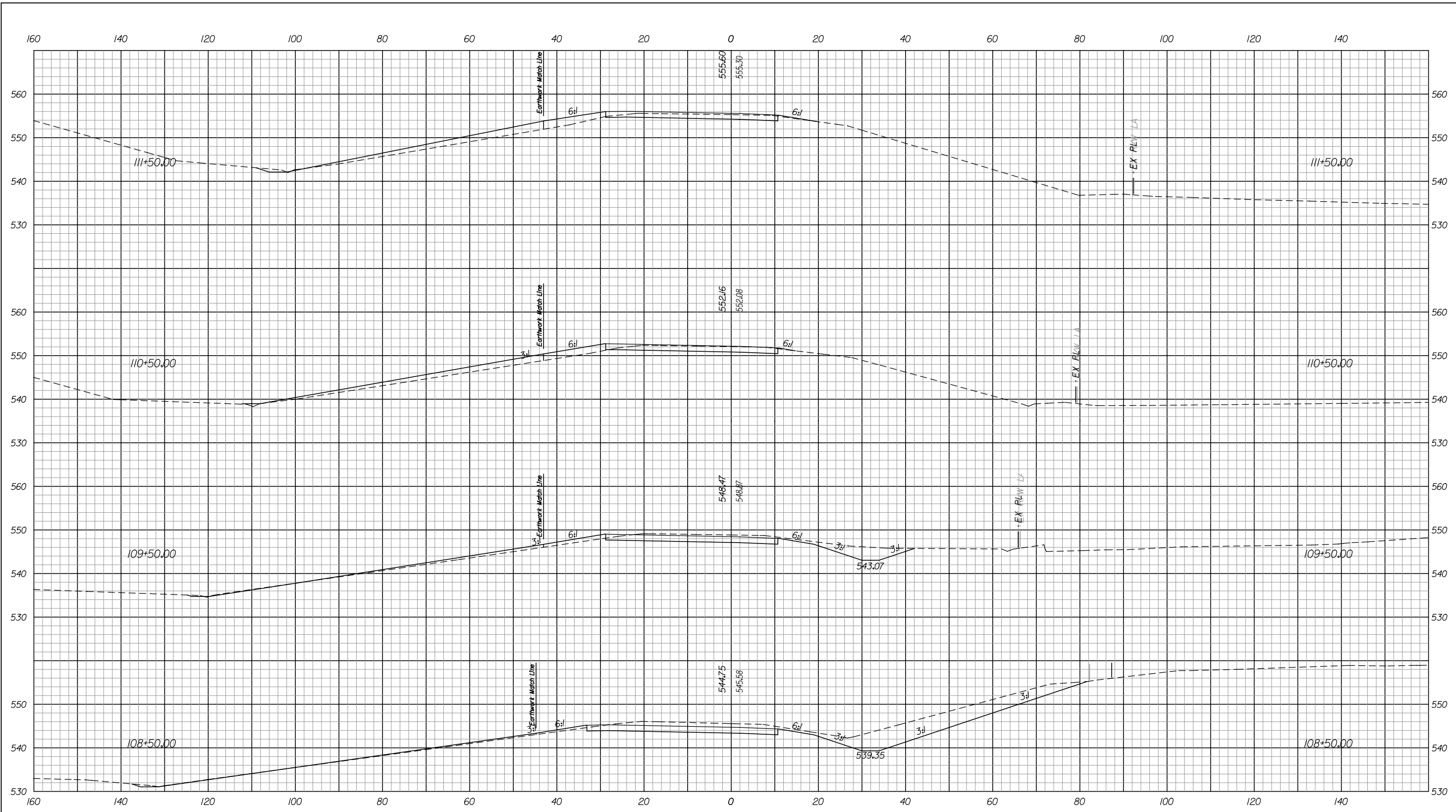


10/20/2021 10:00:45 AM
 c:\temp\ams0823\Excel\RD.dgn

RECOMMENDED FOR APPROVAL _____	
DESIGNED: _____	DRAWN: _____
CHECKED: _____	CHECKED: _____

INDIANA
 DEPARTMENT OF TRANSPORTATION
 CROSS SECTIONS
 RAMP "IR-1"
 STA. 104+50.00 TO 107+50.00

HORIZONTAL SCALE 1" = 10'	BRIDGE FILE	
VERTICAL SCALE 1" = 10'	DESIGNATION	
SURVEY BOOK	DWG. NO. XS-2	SHEET NO. 2 of 8
CONTRACT	PROJECT	

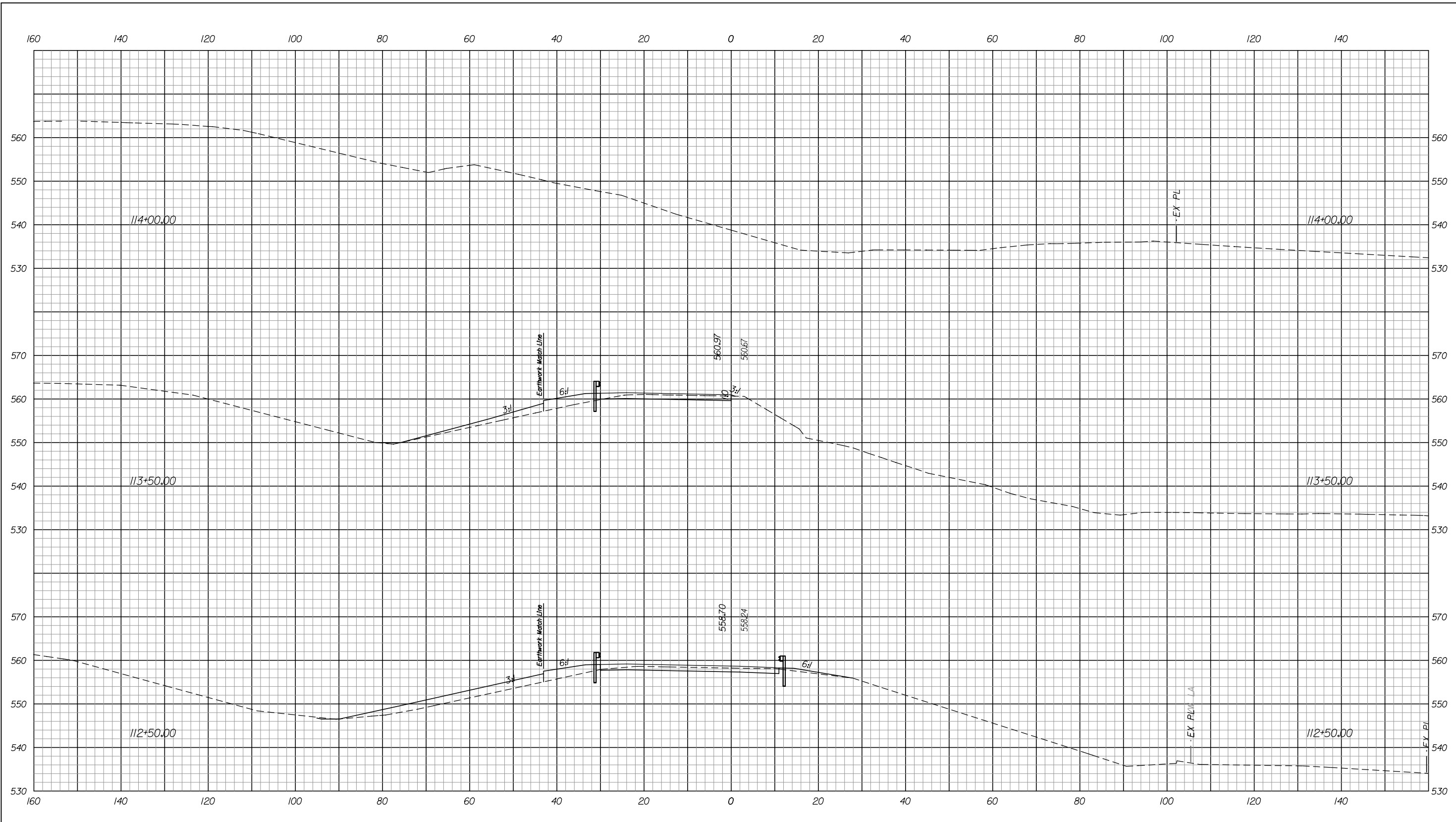


10/20/2021 10:03:17 AM
 c:\temp\ams0823\Excel\PL\fig

RECOMMENDED FOR APPROVAL _____	
DESIGNED: _____	DRAWN: _____
CHECKED: _____	CHECKED: _____

INDIANA
 DEPARTMENT OF TRANSPORTATION
 CROSS SECTIONS
 RAMP "IR-1"
 STA. 108+50.00 TO 111+50.00

HORIZONTAL SCALE 1" = 10'	BRIDGE FILE	
VERTICAL SCALE 1" = 10'	DESIGNATION	
SURVEY BOOK	DWG. NO. XS-3	SHEET NO. 3 of 8
CONTRACT	PROJECT	

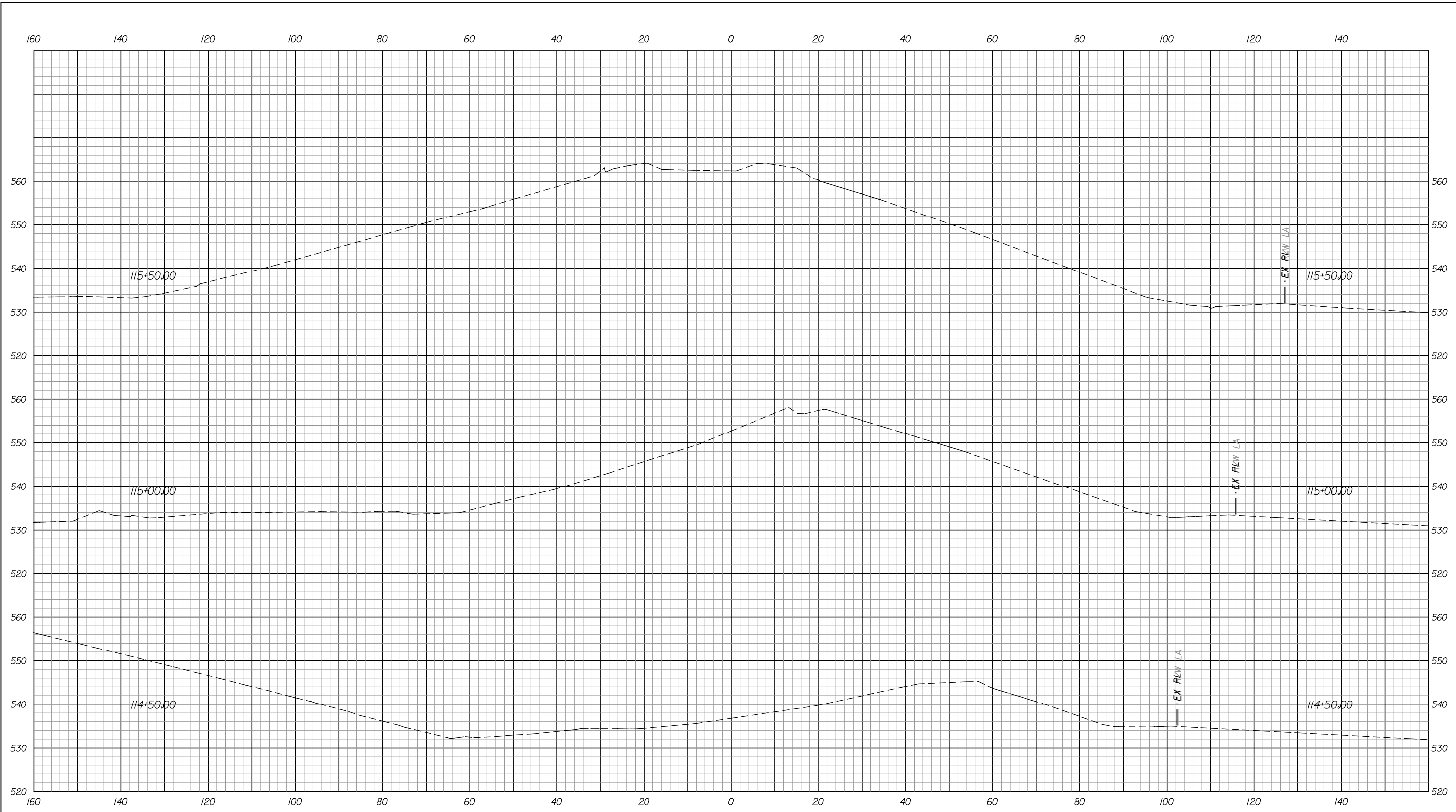


10/20/2021 10:00:18 AM
 c:\temp\ams0823\Excel\RDgn

RECOMMENDED FOR APPROVAL _____	
DESIGNED: _____	DRAWN: _____
CHECKED: _____	CHECKED: _____

INDIANA
 DEPARTMENT OF TRANSPORTATION
 CROSS SECTIONS
 RAMP "IR-1"
 STA. 112+50.00 TO 114+00.00

HORIZONTAL SCALE 1" = 10'	BRIDGE FILE	
VERTICAL SCALE 1" = 10'	DESIGNATION	
SURVEY BOOK	DWG. NO. XS-4	SHEET NO. 4 of 8
CONTRACT	PROJECT	

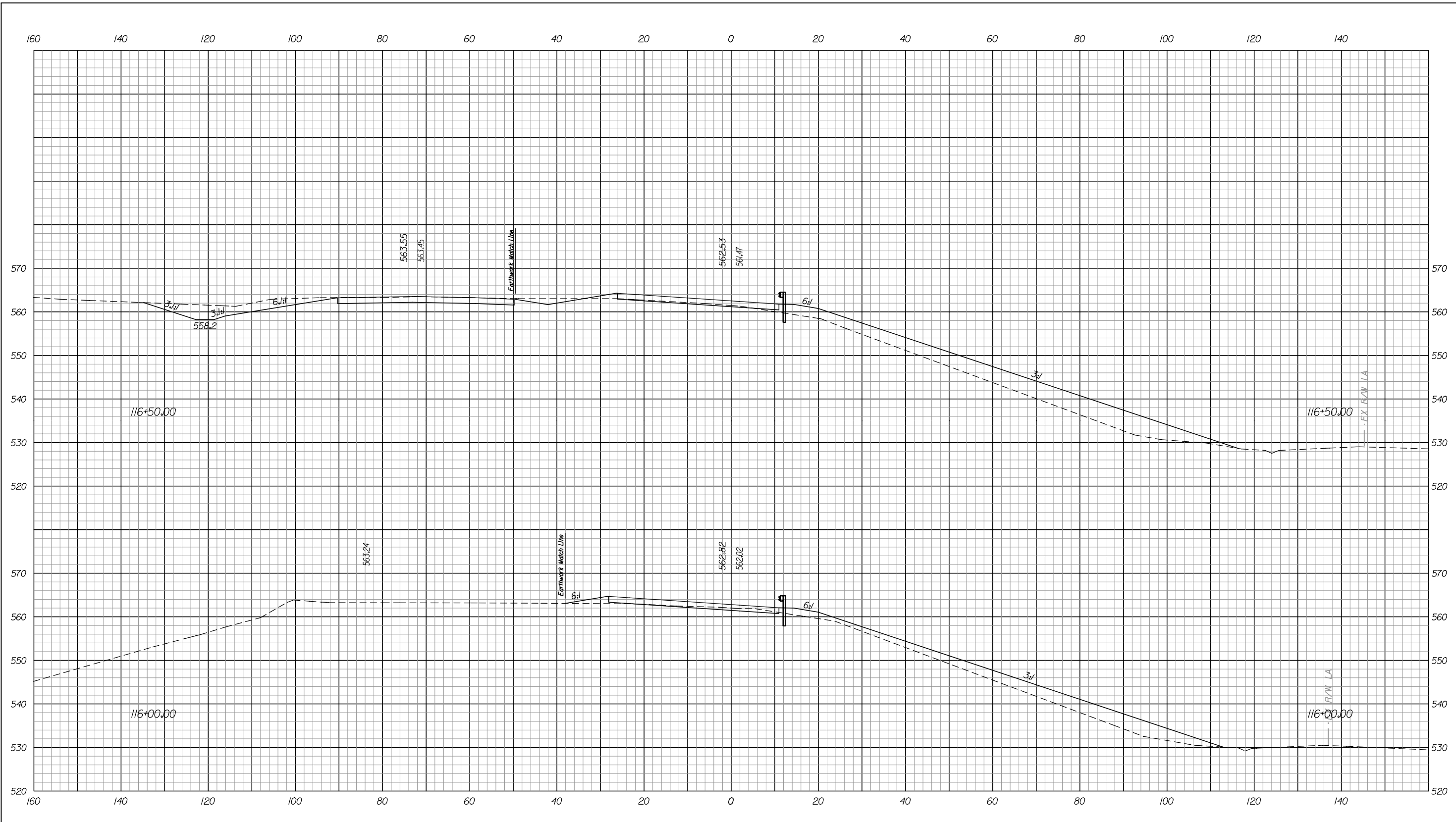


10/20/2021 10:00:19 AM
 c:\temp\ams0823\Excel\PL\fig

RECOMMENDED FOR APPROVAL _____		
DESIGNED:	DRAWN:	DATE:
CHECKED:	CHECKED:	

INDIANA
 DEPARTMENT OF TRANSPORTATION
 CROSS SECTIONS
 RAMP "IR-1"
 STA. 114+50.00 TO 115+50.00

HORIZONTAL SCALE 1" = 10'	BRIDGE FILE	
VERTICAL SCALE 1" = 10'	DESIGNATION	
SURVEY BOOK	DWG. NO. XS-5	SHEET NO. 5 of 8
CONTRACT	PROJECT	

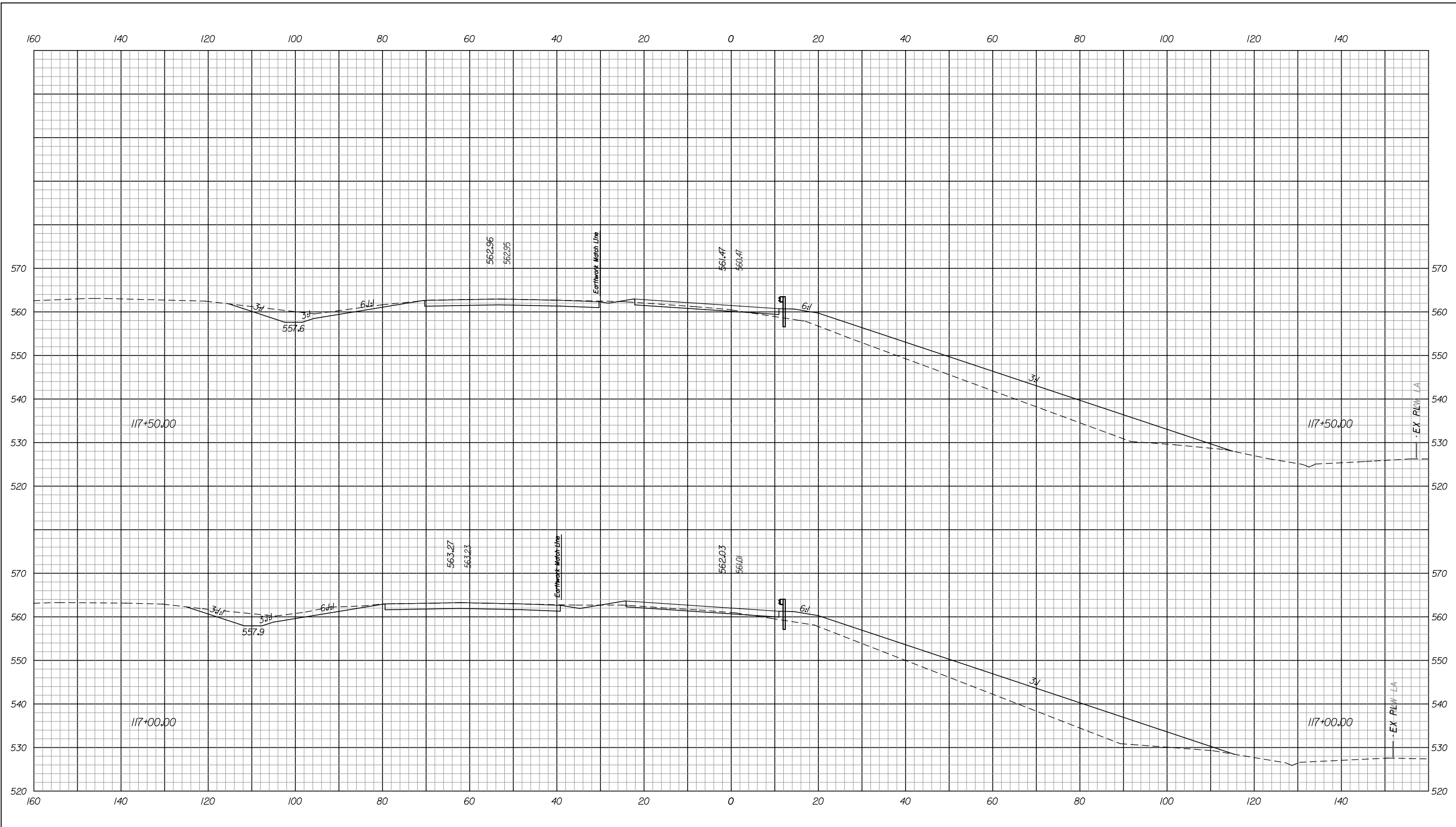


10/20/2021 10:00:20 AM
 c:\temp\ams0823\Excel\PL\fig

RECOMMENDED FOR APPROVAL _____	
DESIGNED: _____	DRAWN: _____
CHECKED: _____	CHECKED: _____

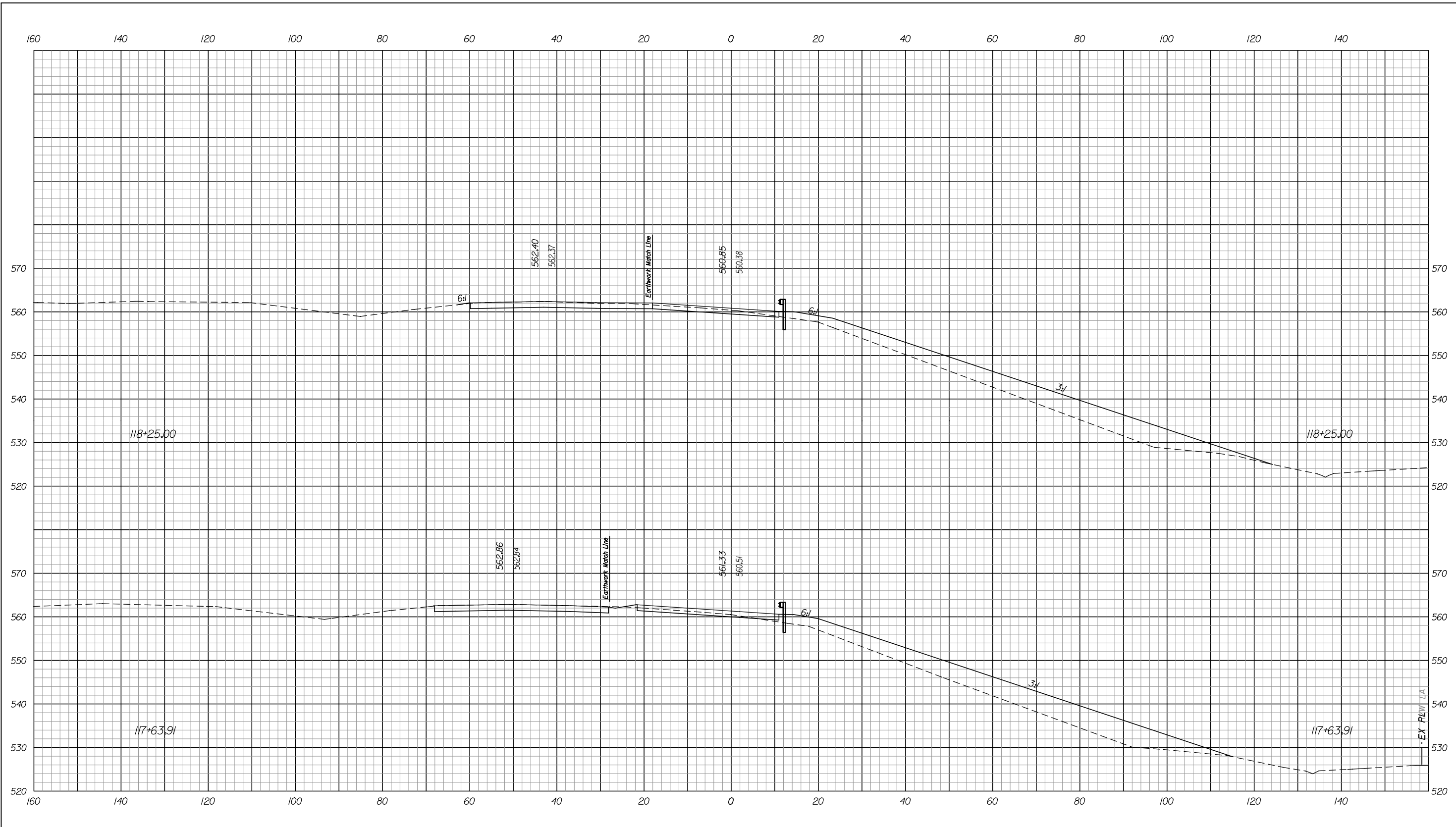
INDIANA
 DEPARTMENT OF TRANSPORTATION
 CROSS SECTIONS
 RAMP "IR-1"
 STA. 116+00.00 TO 116+50.00

HORIZONTAL SCALE 1" = 10'	BRIDGE FILE	
VERTICAL SCALE 1" = 10'	DESIGNATION	
SURVEY BOOK	DWG. NO. XS-6	SHEET NO. 6 of 8
CONTRACT	PROJECT	



10/20/2021 10:00:21 AM
 c:\temp\ams0823\Excel\PL\fig1

	RECOMMENDED FOR APPROVAL _____ DESIGN ENGINEER DATE	INDIANA DEPARTMENT OF TRANSPORTATION	HORIZONTAL SCALE 1" = 10'	BRIDGE FILE
			VERTICAL SCALE 1" = 10'	DESIGNATION
DESIGNED: _____ CHECKED: _____	DRAWN: _____ CHECKED: _____	CROSS SECTIONS RAMP "IR-1" STA. 117+00.00 TO 117+50.00	SURVEY BOOK XS-7	DWG. NO. 7 of 8
			CONTRACT	PROJECT

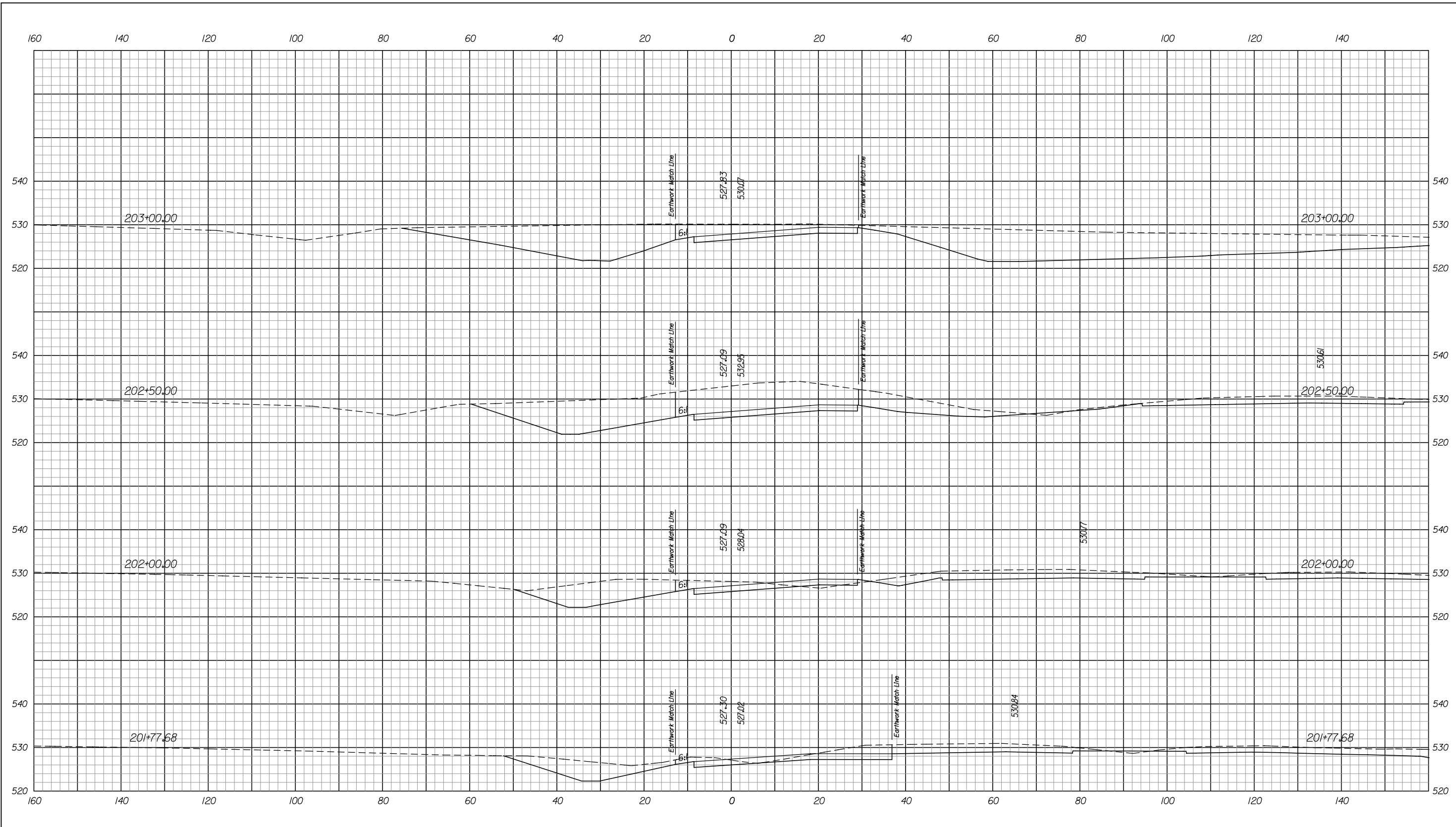


10/20/2021 10:03:21 AM
 c:\temp\ams0823\Excel\PL\fig

RECOMMENDED FOR APPROVAL _____	
DESIGN ENGINEER _____	DATE _____
DESIGNED: _____	DRAWN: _____
CHECKED: _____	CHECKED: _____

INDIANA
 DEPARTMENT OF TRANSPORTATION
 CROSS SECTIONS
 RAMP "IR-1"
 STA. 117+63.91 TO 118+25.00

HORIZONTAL SCALE 1" = 10'	BRIDGE FILE	
VERTICAL SCALE 1" = 10'	DESIGNATION	
SURVEY BOOK	DWG. NO. XS-8	SHEET NO. 8 of 8
CONTRACT	PROJECT	

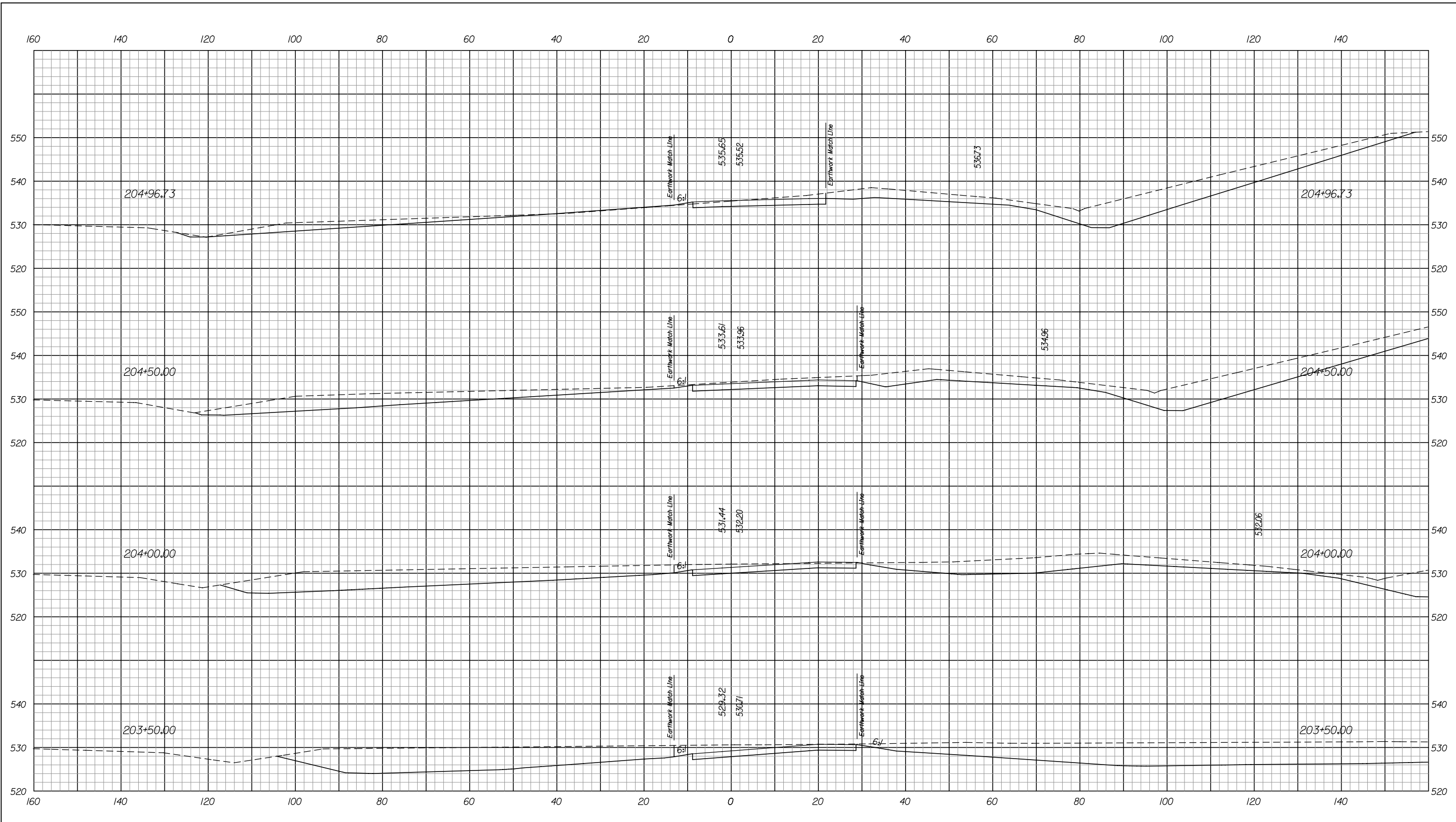


10/20/2021 10:02:43 AM
 c:\temp\ams0823\Excel\20201.dgn

RECOMMENDED FOR APPROVAL _____	
DESIGNED: _____	DRAWN: _____
CHECKED: _____	CHECKED: _____

INDIANA
 DEPARTMENT OF TRANSPORTATION
 CROSS SECTIONS
 RAMP "IR-2"
 STA. 201+77.68 TO 203+00.00

HORIZONTAL SCALE 1" = 10'	BRIDGE FILE	
VERTICAL SCALE 1" = 10'	DESIGNATION	
SURVEY BOOK	DWG. NO. XS-1	SHEET NO. 1 of 2
CONTRACT	PROJECT	

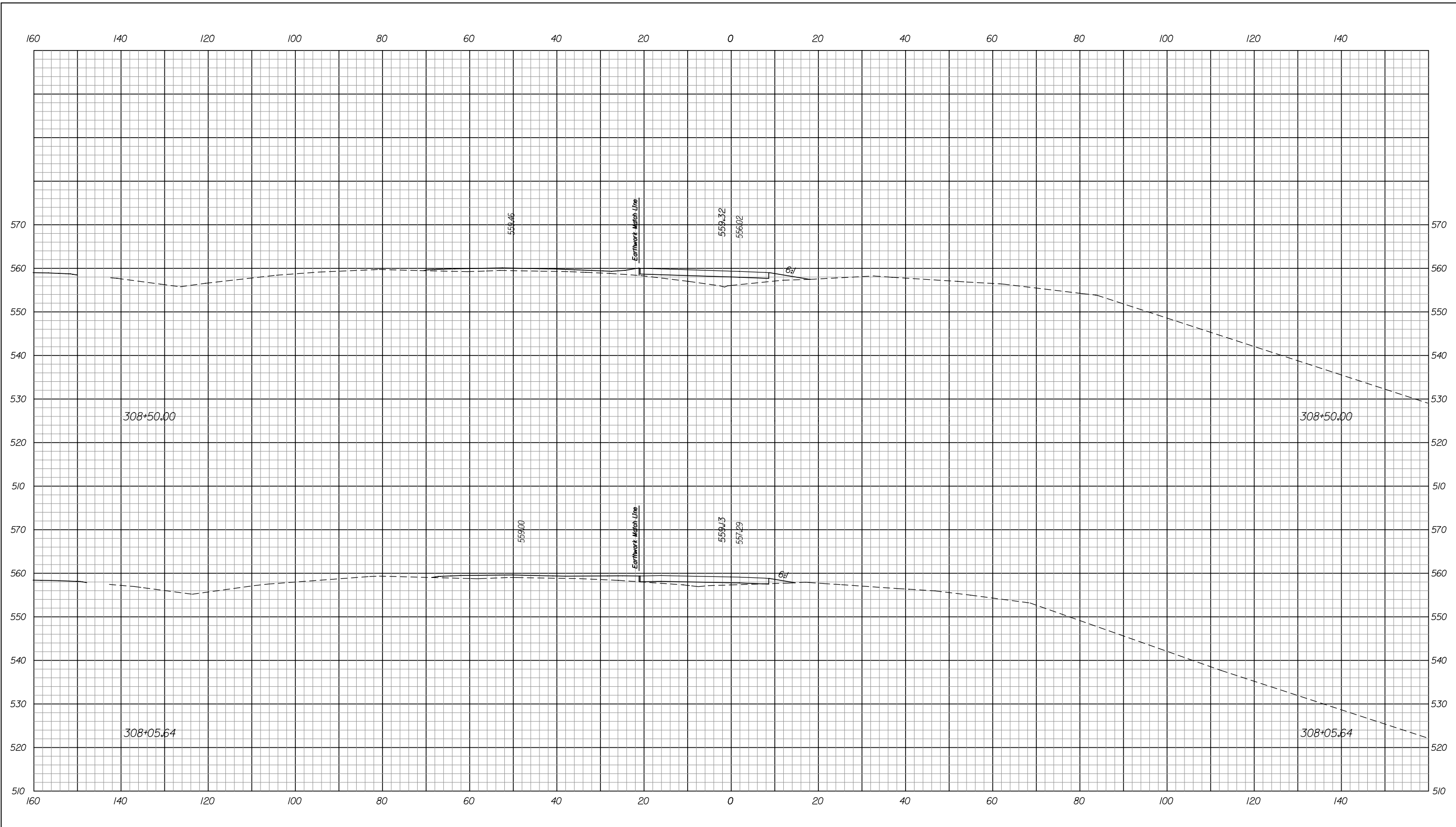


10/20/2021 10:02:42 AM
 c:\temp\ams0823\Excel\2001.dgn

RECOMMENDED FOR APPROVAL _____	
DESIGN ENGINEER _____	DATE _____
DESIGNED: _____	DRAWN: _____
CHECKED: _____	CHECKED: _____

INDIANA
 DEPARTMENT OF TRANSPORTATION
 CROSS SECTIONS
 RAMP "IR-2"
 STA. 203+50.00 TO 204+96.73

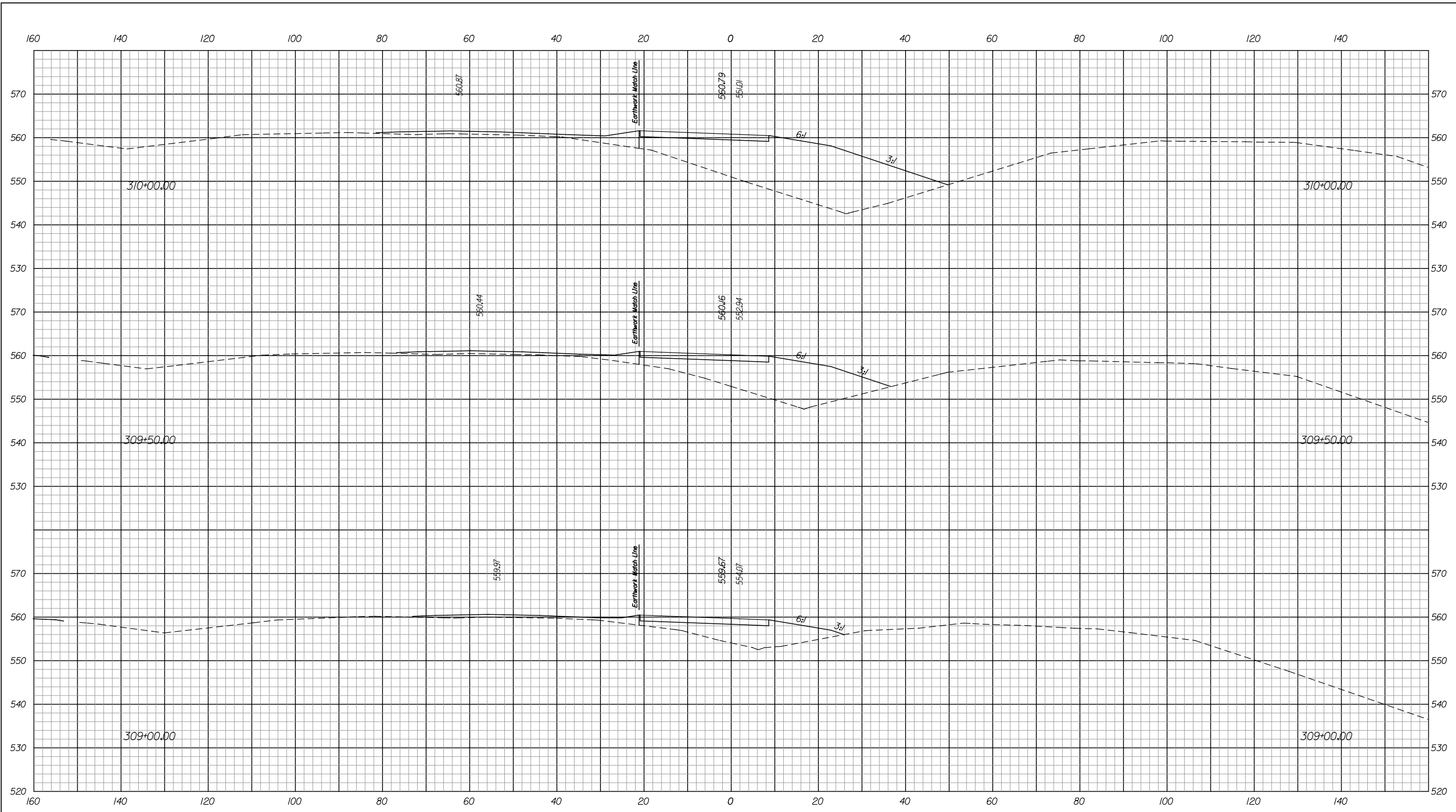
HORIZONTAL SCALE 1" = 10'	BRIDGE FILE	
VERTICAL SCALE 1" = 10'	DESIGNATION	
SURVEY BOOK	DWG. NO. XS-2	SHEET NO. 2 of 2
CONTRACT	PROJECT	



10/20/2021 10:04:43 AM
 c:\temp\ams0823\Excel\35001.dgn

	RECOMMENDED FOR APPROVAL _____ DESIGN ENGINEER DATE	INDIANA DEPARTMENT OF TRANSPORTATION	HORIZONTAL SCALE 1" = 10'	BRIDGE FILE
	DESIGNED: _____	DRAWN: _____	VERTICAL SCALE 1" = 10'	DESIGNATION
	CHECKED: _____	CHECKED: _____	SURVEY BOOK	DWG. NO. XS-1
			CONTRACT	SHEET NO. 1 of 16
				PROJECT

CROSS SECTIONS
 RAMP "IR-3"
 STA. 308+05.64 TO 308+50.00

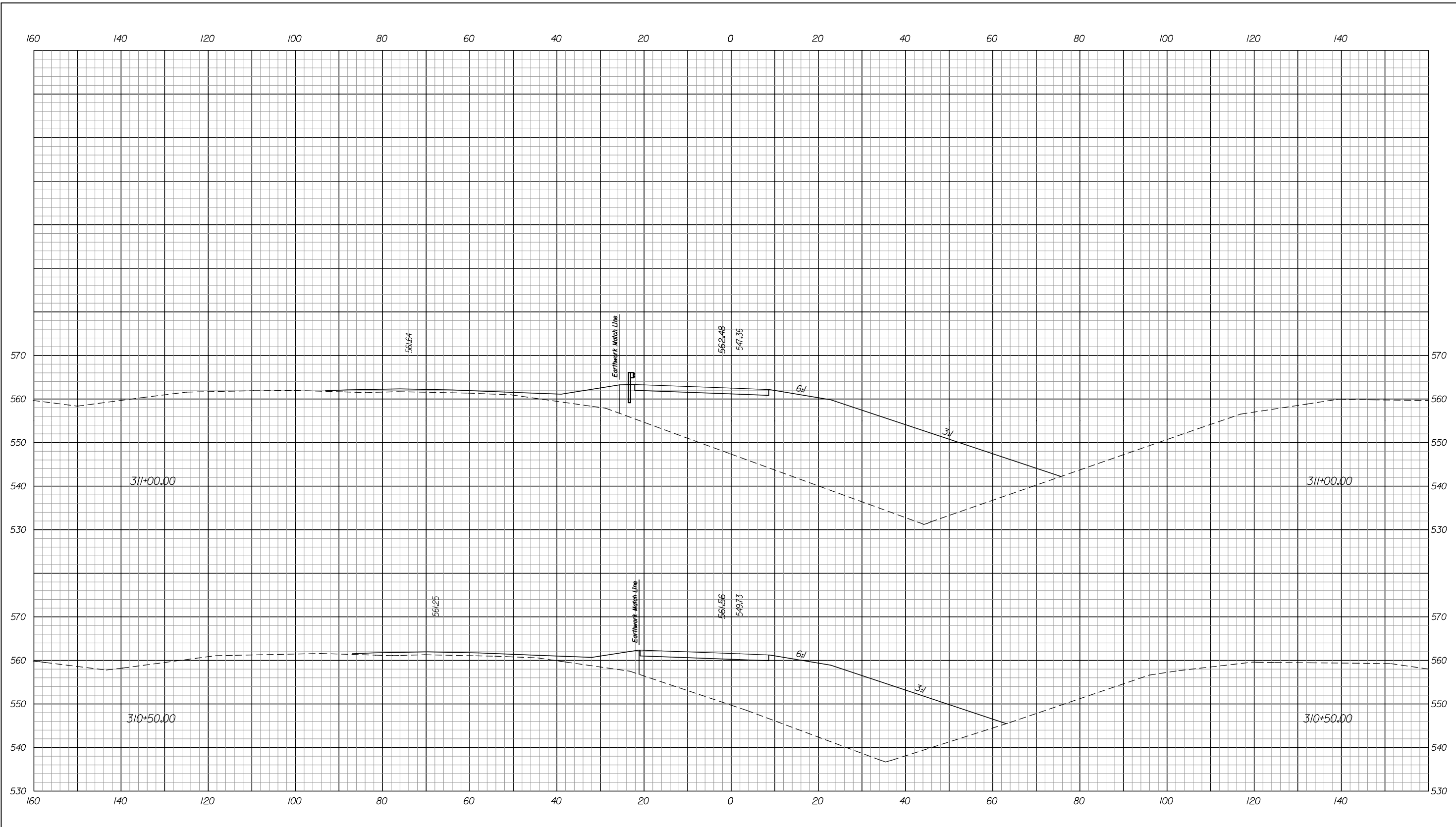


10/20/2021 10:04:43 AM
 c:\temp\ams0823\Excel\3001.dgn

RECOMMENDED FOR APPROVAL _____	
DESIGN ENGINEER _____	DATE _____
DESIGNED: _____	DRAWN: _____
CHECKED: _____	CHECKED: _____

INDIANA
 DEPARTMENT OF TRANSPORTATION
 CROSS SECTIONS
 RAMP "IR-3"
 STA. 309+00.00 TO 310+00.00

HORIZONTAL SCALE 1" = 10'	BRIDGE FILE	
VERTICAL SCALE 1" = 10'	DESIGNATION	
SURVEY BOOK	DWG. NO. XS-2	SHEET NO. 2 of 16
CONTRACT	PROJECT	

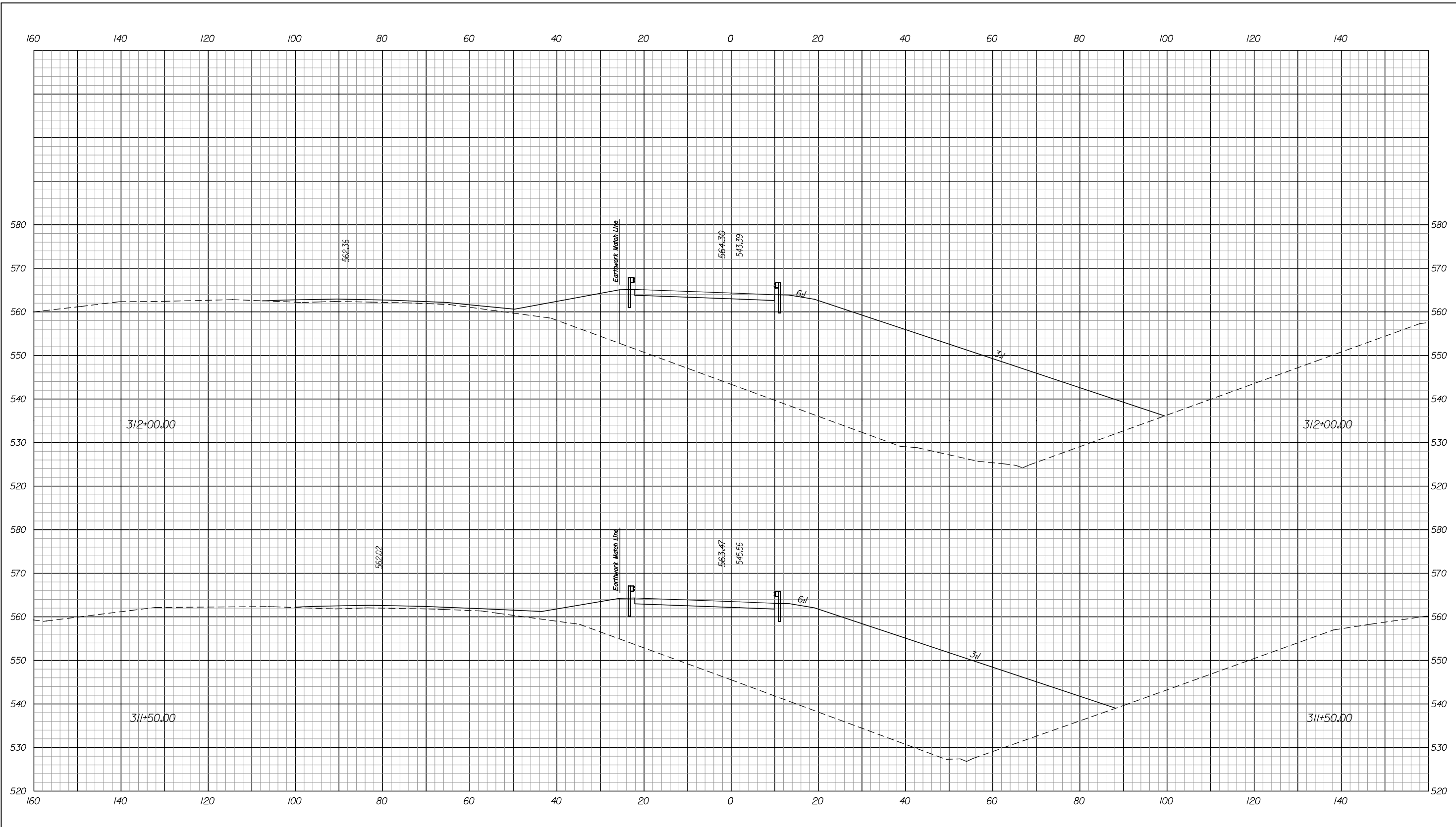


10/20/2021 10:04:44 AM
 c:\temp\ams0823\Excel\35001.dgn

RECOMMENDED FOR APPROVAL _____	
DESIGNED: _____	DRAWN: _____
CHECKED: _____	CHECKED: _____

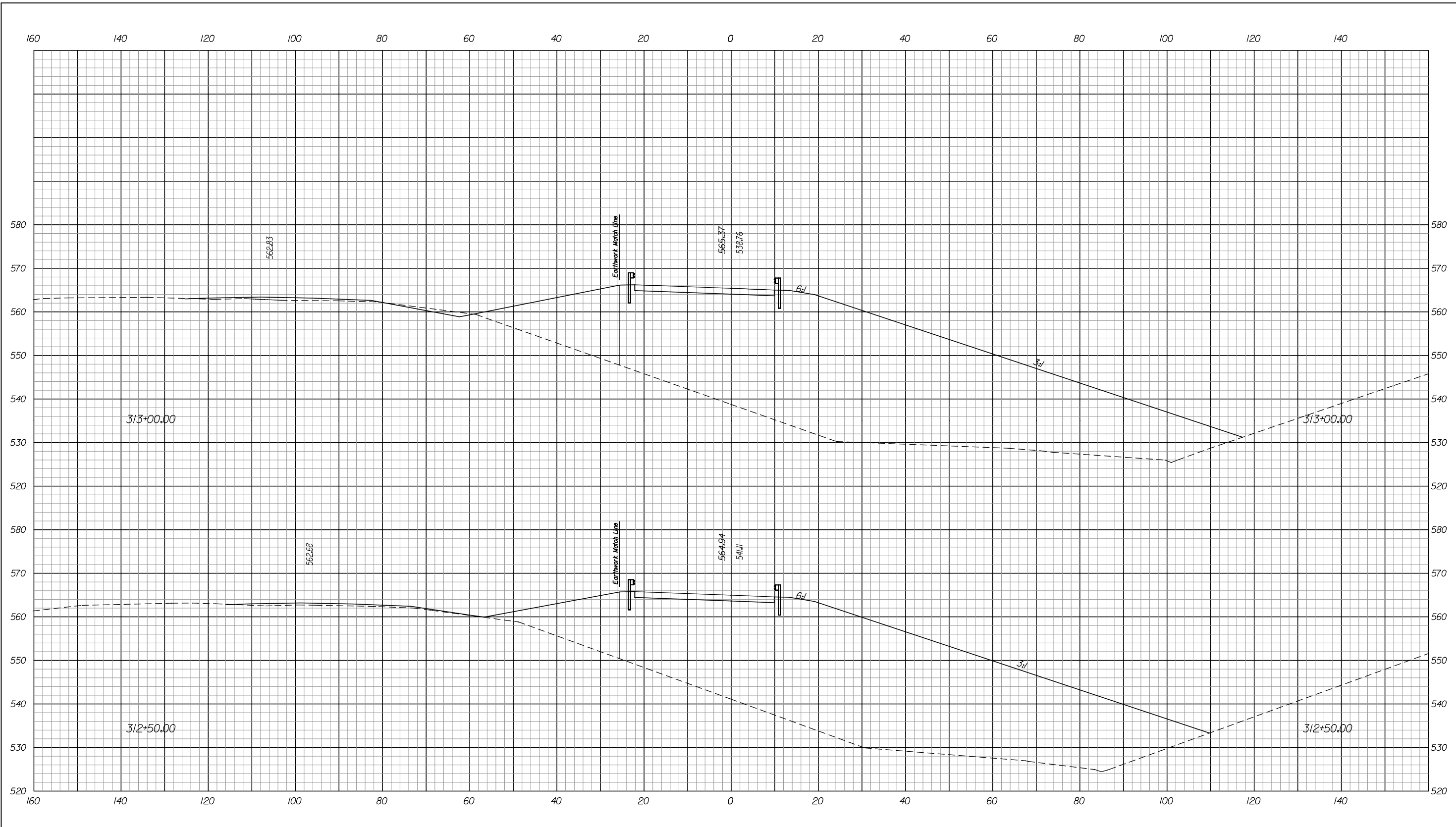
INDIANA
 DEPARTMENT OF TRANSPORTATION
 CROSS SECTIONS
 RAMP "IR-3"
 STA. 310+50.00 TO 311+00.00

HORIZONTAL SCALE 1" = 10'	BRIDGE FILE	
VERTICAL SCALE 1" = 10'	DESIGNATION	
SURVEY BOOK	DWG. NO. XS-3	SHEET NO. 3 of 16
CONTRACT	PROJECT	



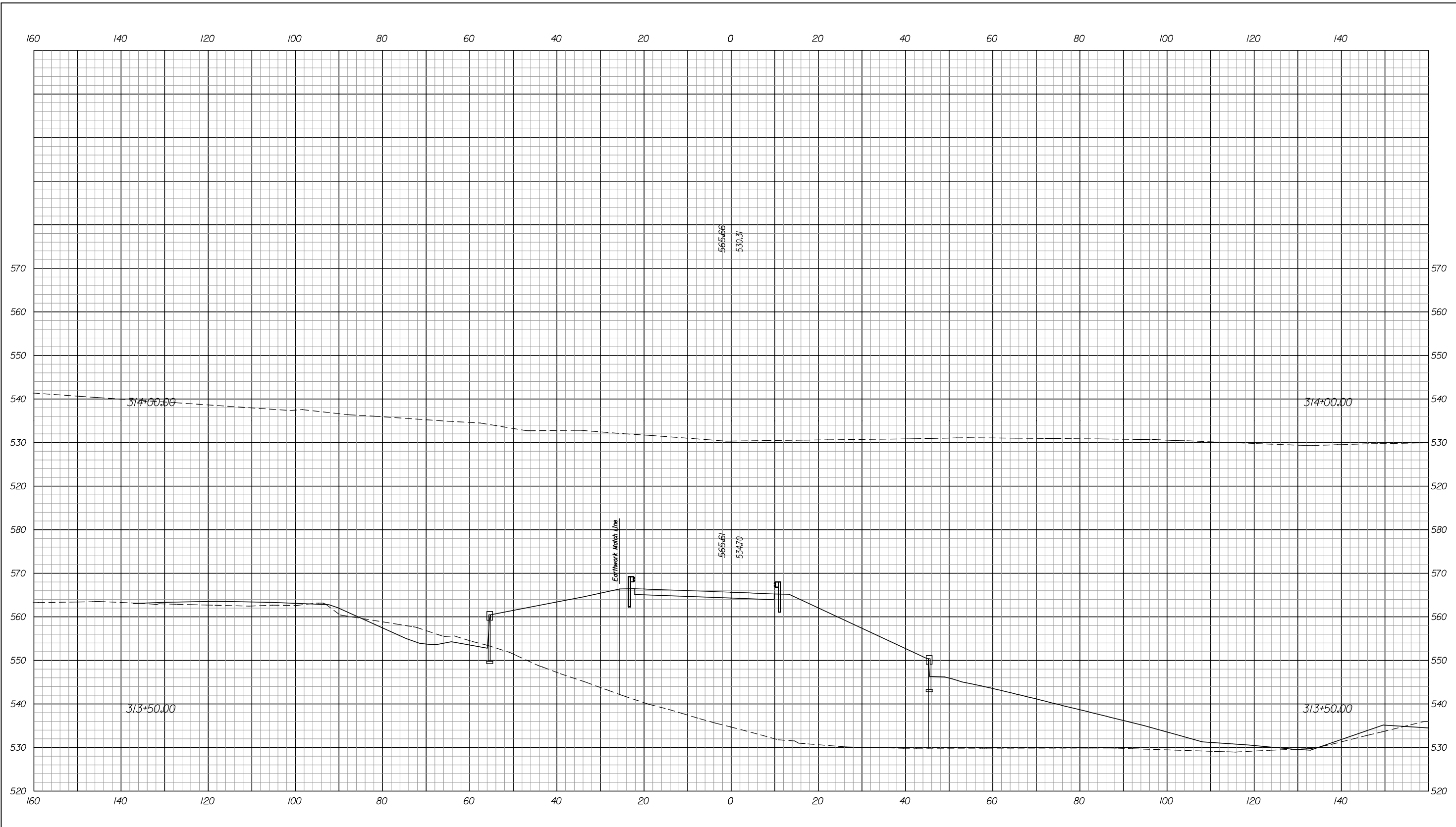
10/20/2021 10:04:45 AM
 c:\temp\ams0823\Excel\35001.dgn

	RECOMMENDED FOR APPROVAL _____ DESIGN ENGINEER DATE	INDIANA DEPARTMENT OF TRANSPORTATION	HORIZONTAL SCALE 1" = 10'	BRIDGE FILE
			VERTICAL SCALE 1" = 10'	DESIGNATION
DESIGNED: _____	DRAWN: _____	CROSS SECTIONS RAMP "IR-3" STA. 311+50.00 TO 312+00.00	SURVEY BOOK	DWG. NO. XS-4
CHECKED: _____	CHECKED: _____		CONTRACT	SHEET NO. 4 of 16
				PROJECT



10/20/2021 10:04:46 AM
 c:\temp\ams0823\Excel\35001.dgn

	RECOMMENDED FOR APPROVAL _____ DESIGN ENGINEER DATE	INDIANA DEPARTMENT OF TRANSPORTATION	HORIZONTAL SCALE 1" = 10'	BRIDGE FILE
		CROSS SECTIONS RAMP "IR-3" STA. 312+50.00 TO 313+00.00	VERTICAL SCALE 1" = 10'	DESIGNATION
	DESIGNED: _____ CHECKED: _____	DRAWN: _____ CHECKED: _____	SURVEY BOOK XS-5	DWG. NO. 5 of 16
			CONTRACT	PROJECT

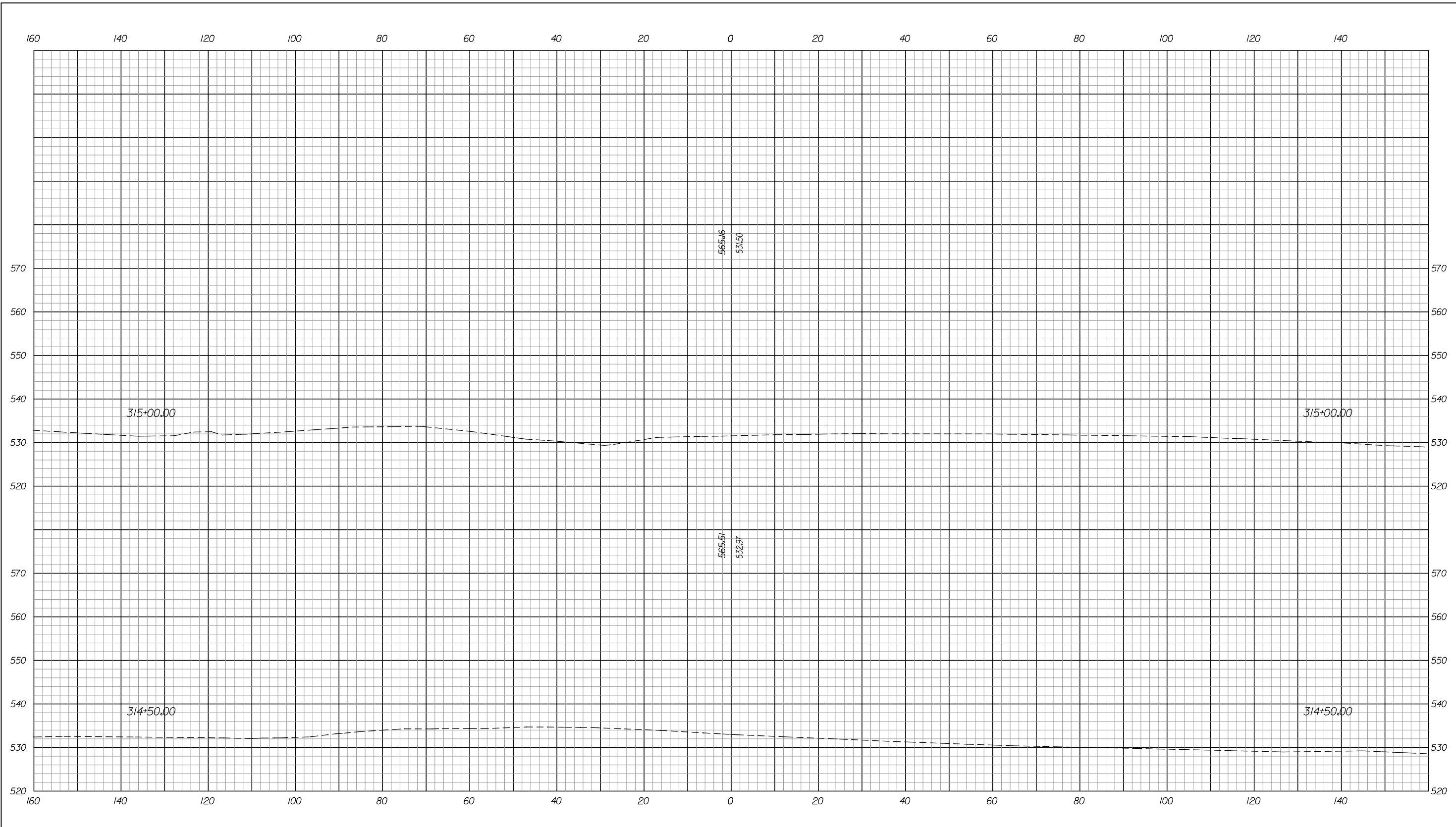


10/20/2021 10:04:47 AM
 c:\temp\ams0823\Excel\35001.dgn

RECOMMENDED FOR APPROVAL _____		
DESIGNED:	DRAWN:	DATE
CHECKED:	CHECKED:	

INDIANA
 DEPARTMENT OF TRANSPORTATION
 CROSS SECTIONS
 RAMP "IR-3"
 STA. 313+50.00 TO 314+00.00

HORIZONTAL SCALE 1" = 10'	BRIDGE FILE	
VERTICAL SCALE 1" = 10'	DESIGNATION	
SURVEY BOOK	DWG. NO. XS-6	SHEET NO. 6 of 16
CONTRACT	PROJECT	

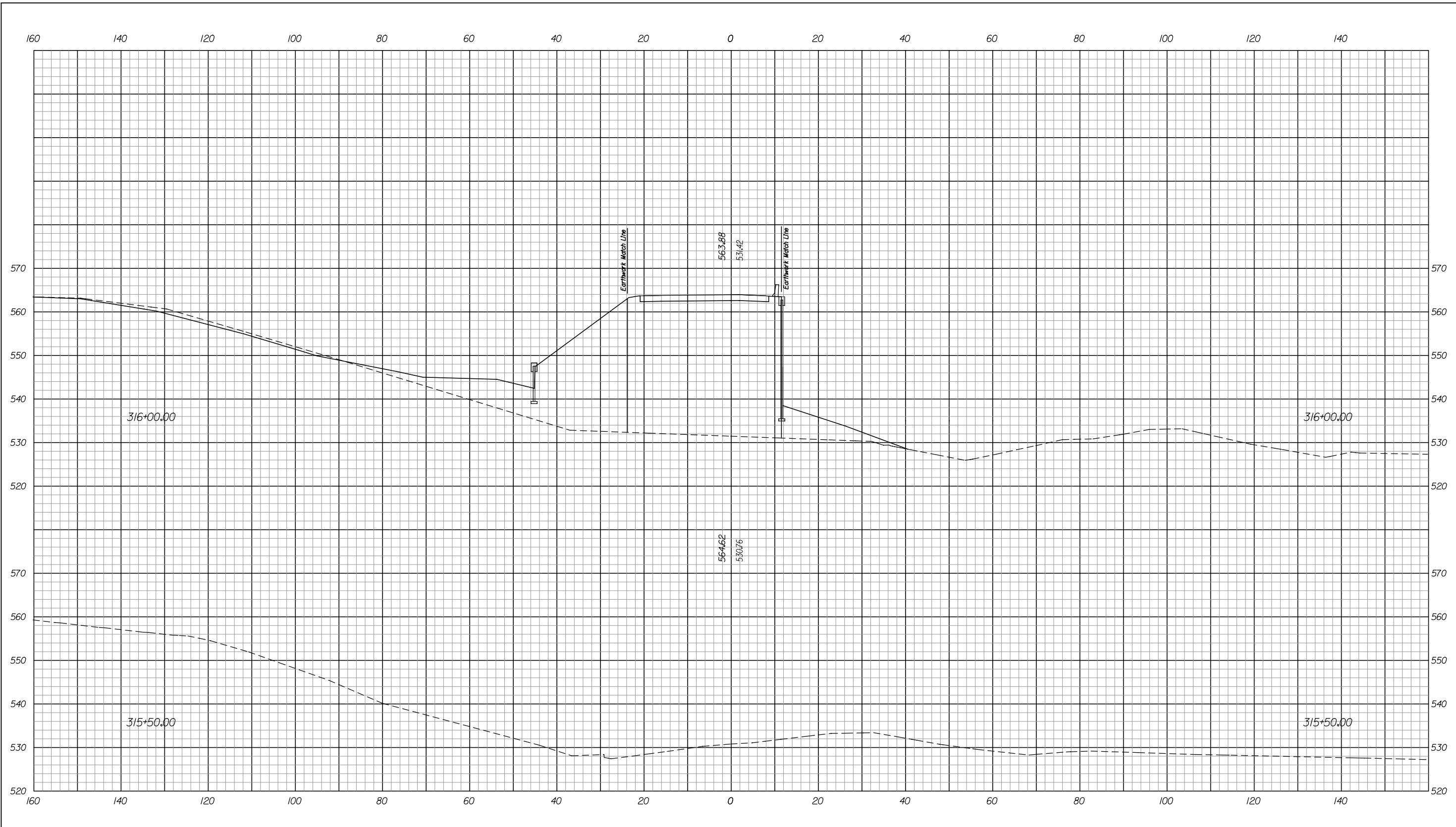


10/20/2021 10:04:48 AM
 c:\temp\ams0823\Excel\35001.dgn

RECOMMENDED FOR APPROVAL _____		
DESIGN ENGINEER		DATE
DESIGNED: _____	DRAWN: _____	
CHECKED: _____	CHECKED: _____	

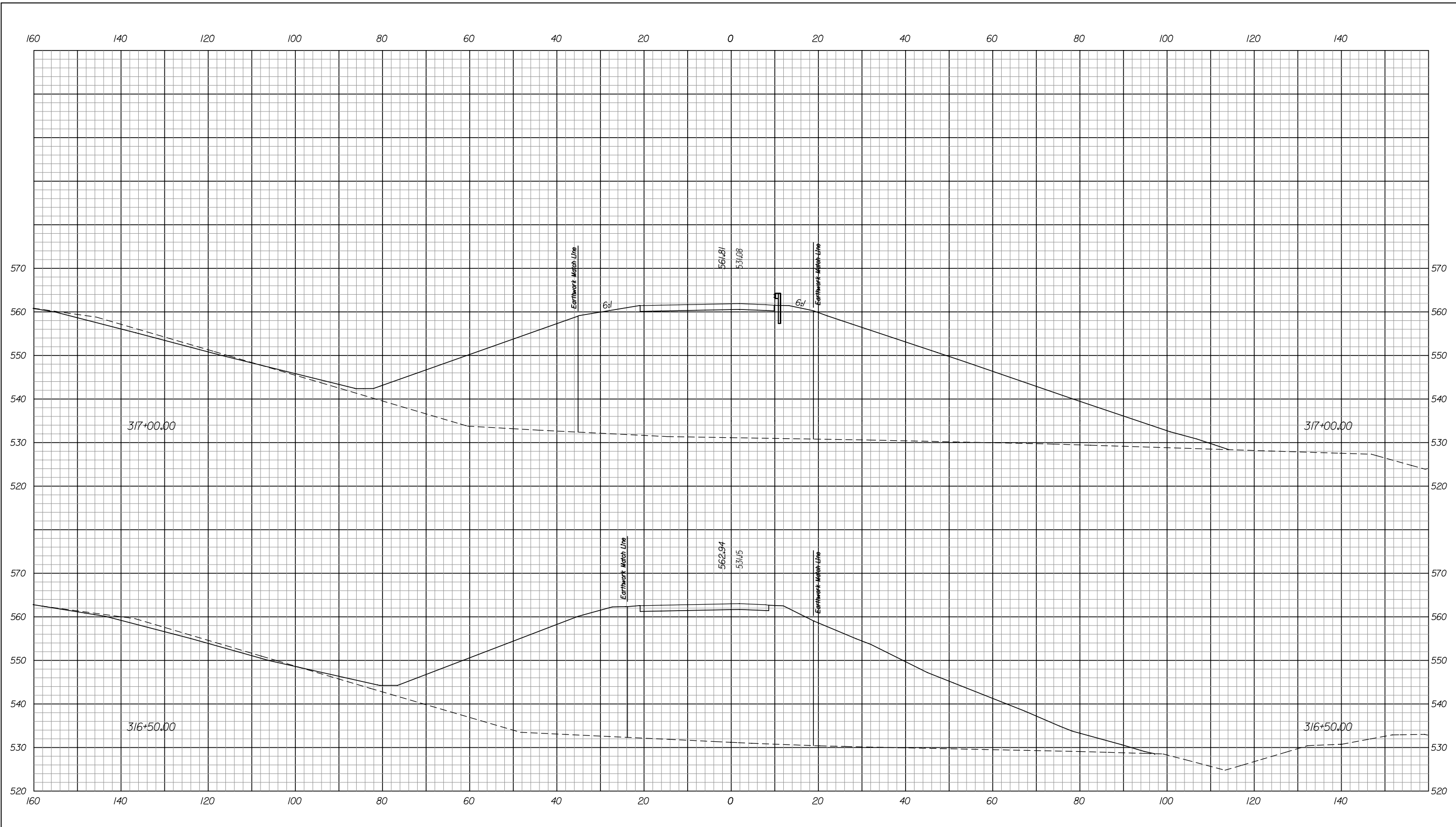
INDIANA
 DEPARTMENT OF TRANSPORTATION
 CROSS SECTIONS
 RAMP "R-3"
 STA. 314+50.00 TO 315+00.00

HORIZONTAL SCALE 1" = 10'	BRIDGE FILE	
VERTICAL SCALE 1" = 10'	DESIGNATION	
SURVEY BOOK	DWG. NO. XS-7	SHEET NO. 7 of 16
CONTRACT	PROJECT	



10/20/2021 10:04:49 AM
 c:\temp\ams0823\Excel\35001.dgn

	RECOMMENDED FOR APPROVAL _____	INDIANA DEPARTMENT OF TRANSPORTATION	HORIZONTAL SCALE 1" = 10'	BRIDGE FILE	
	DESIGN ENGINEER _____ DATE _____		VERTICAL SCALE 1" = 10'	DESIGNATION	
DESIGNED: _____	DRAWN: _____	CROSS SECTIONS RAMP "IR-3" STA. 315+50.00 TO 316+00.00	SURVEY BOOK	DWG. NO. XS-8	SHEET NO. 8 of 16
CHECKED: _____	CHECKED: _____		CONTRACT	PROJECT	

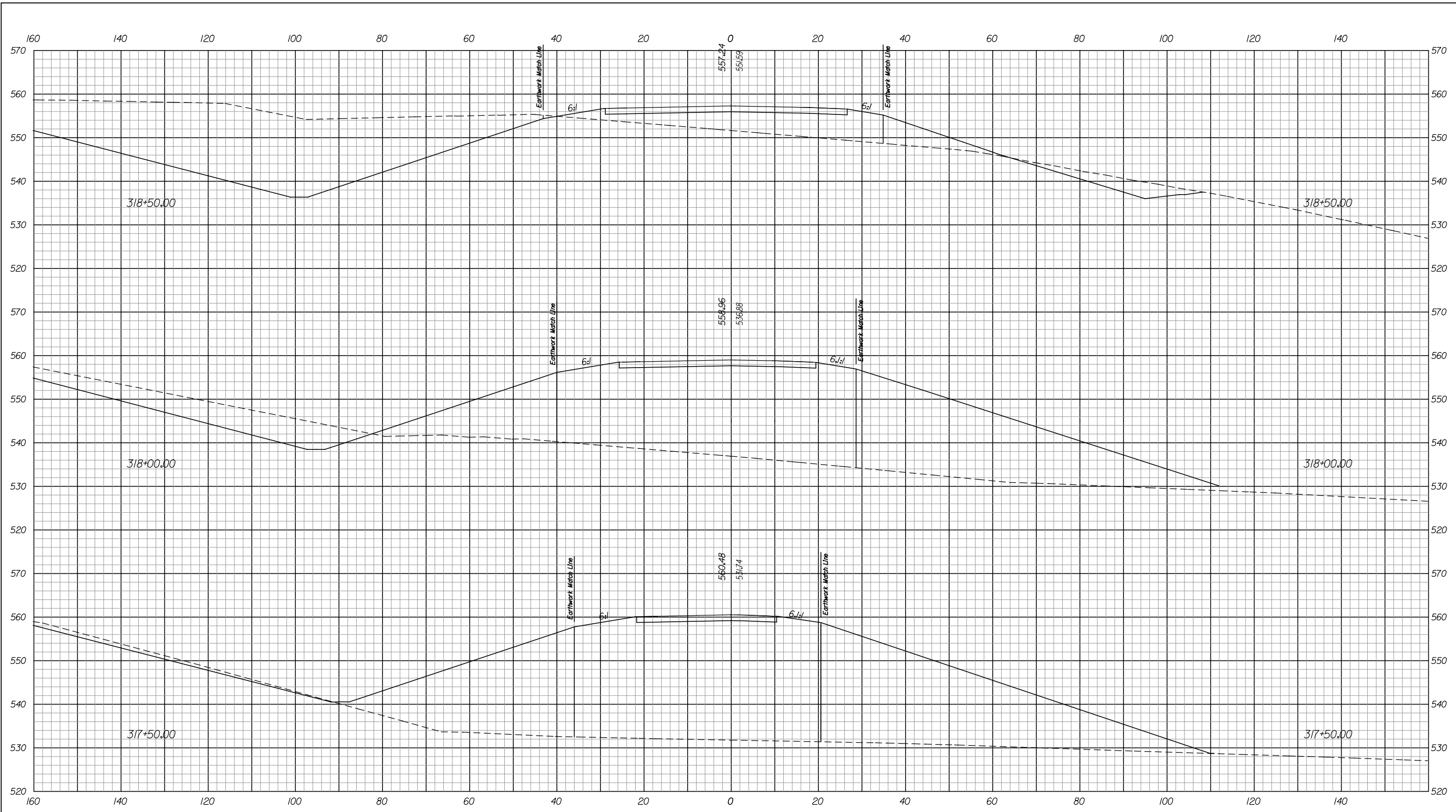


10/20/2021 10:04:49 AM
 c:\temp\ams0823\Excel\35001.dgn

RECOMMENDED FOR APPROVAL _____	
DESIGNED: _____	DRAWN: _____
CHECKED: _____	CHECKED: _____

INDIANA
 DEPARTMENT OF TRANSPORTATION
 CROSS SECTIONS
 RAMP "IR-3"
 STA. 316+50.00 TO 317+00.00

HORIZONTAL SCALE 1" = 10'	BRIDGE FILE	
VERTICAL SCALE 1" = 10'	DESIGNATION	
SURVEY BOOK	DWG. NO. XS-9	SHEET NO. 9 of 16
CONTRACT	PROJECT	

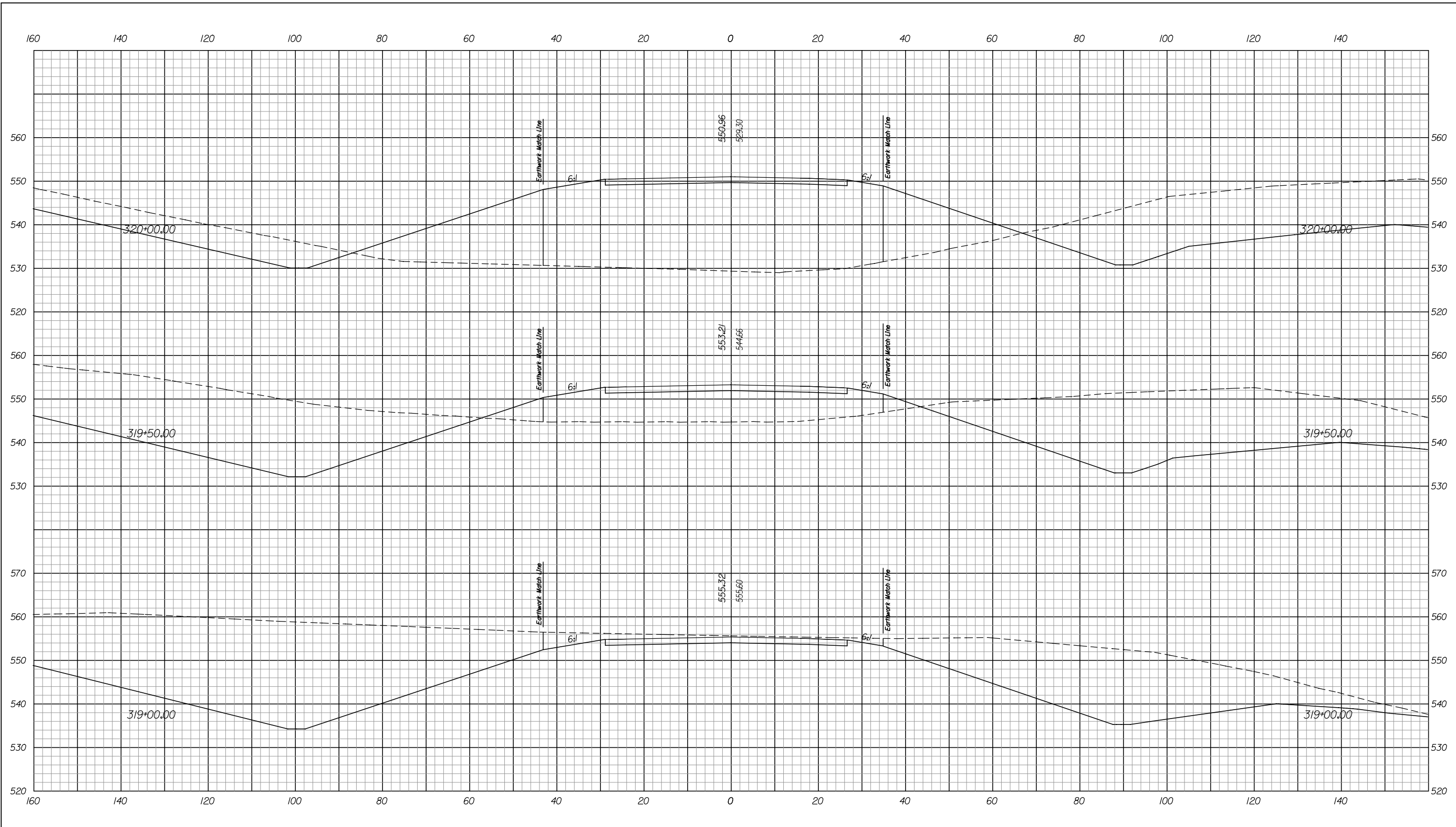


10/20/2021 10:04:50 AM
 c:\temp\ams0823\Excel\35001.dgn

RECOMMENDED FOR APPROVAL _____	
DESIGN ENGINEER _____	DATE _____
DESIGNED: _____	DRAWN: _____
CHECKED: _____	CHECKED: _____

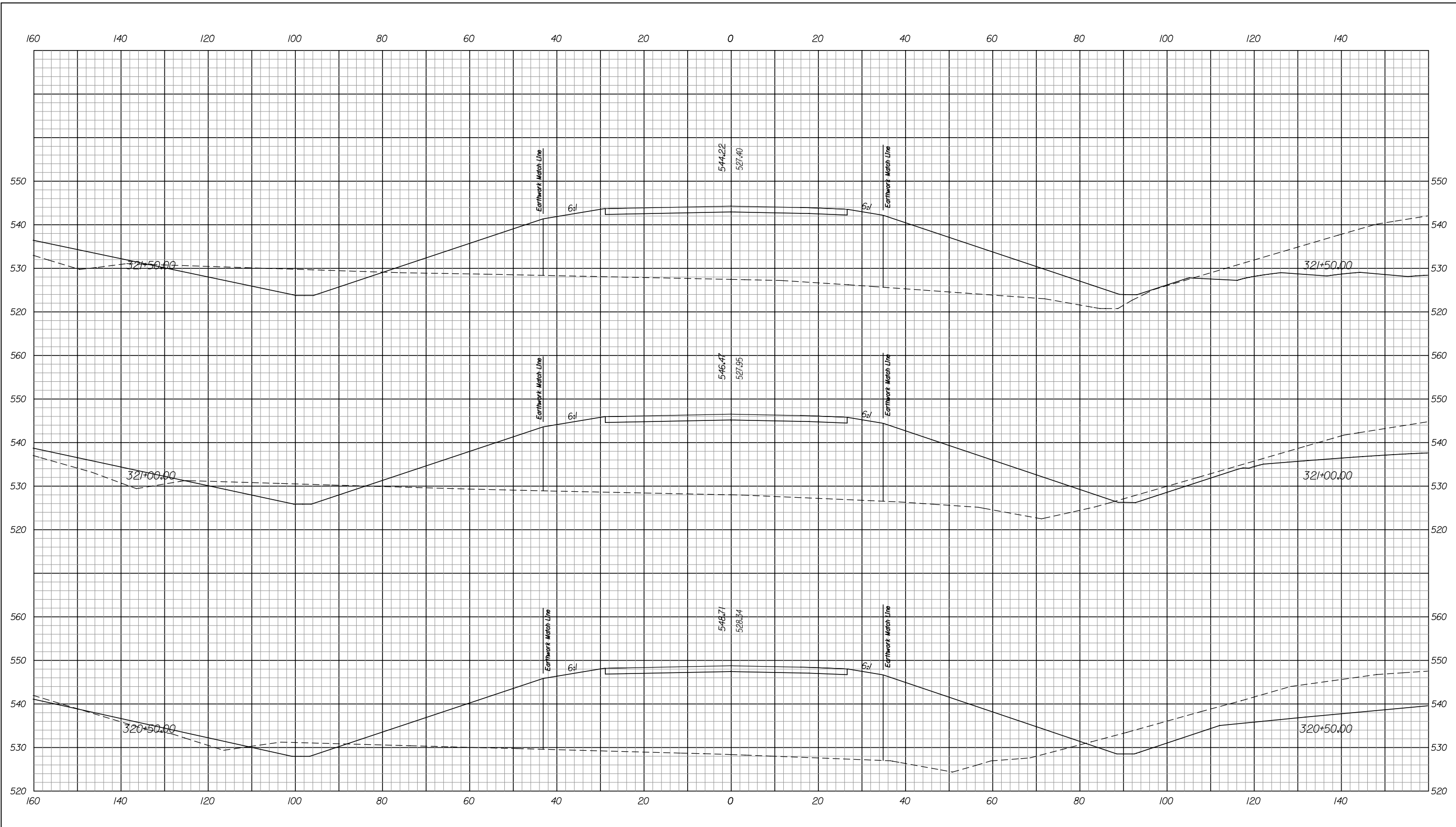
INDIANA
 DEPARTMENT OF TRANSPORTATION
 CROSS SECTIONS
 RAMP "IR-3"
 STA. 317+50.00 TO 318+50.00

HORIZONTAL SCALE 1" = 10'	BRIDGE FILE	
VERTICAL SCALE 1" = 10'	DESIGNATION	
SURVEY BOOK	DWG. NO. XS-10	SHEET NO. 10 of 16
CONTRACT	PROJECT	



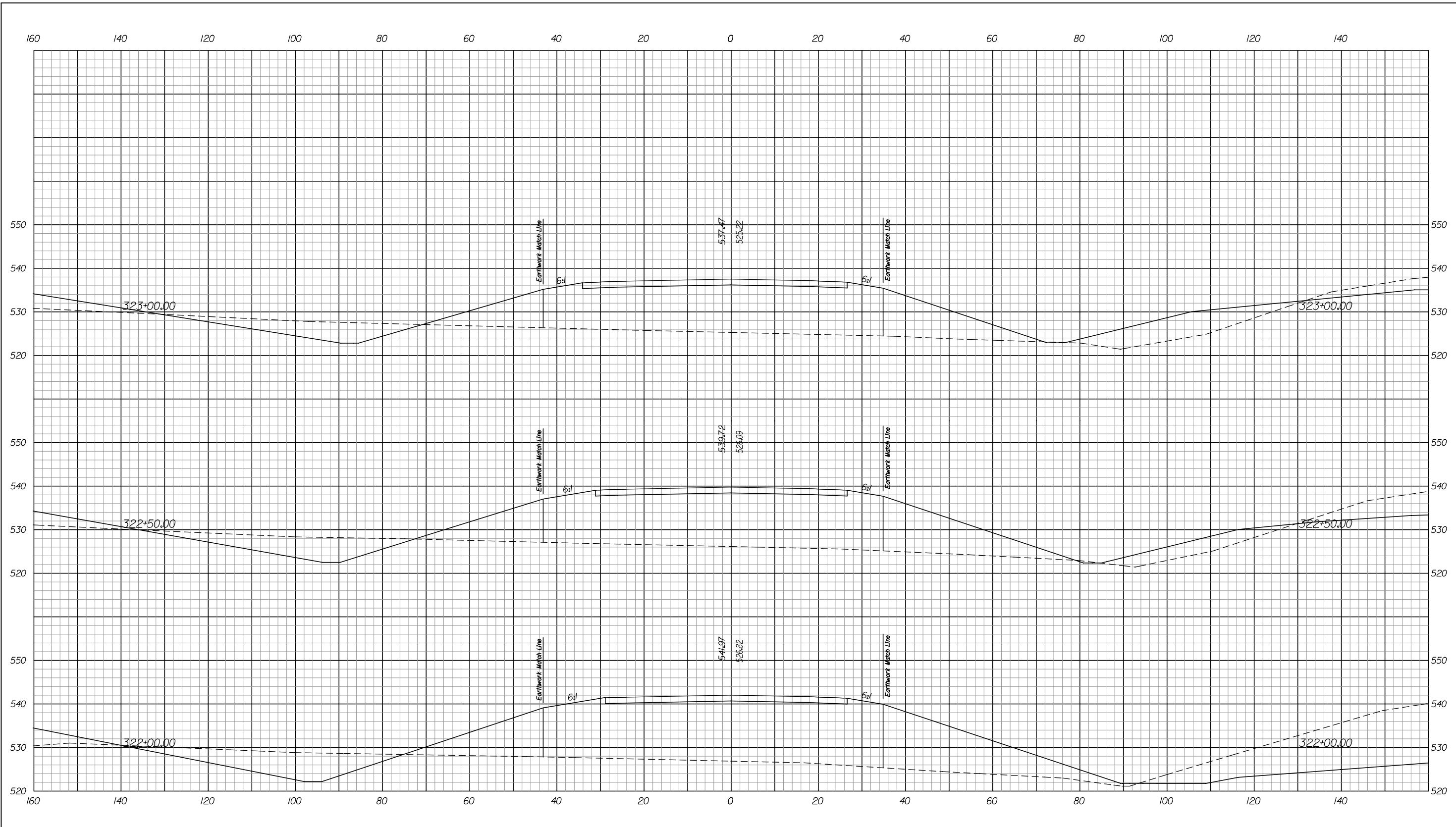
10/20/2021 10:04:51 AM
 c:\temp\ams0823\Excel\3001.dgn

	RECOMMENDED FOR APPROVAL _____	INDIANA DEPARTMENT OF TRANSPORTATION	HORIZONTAL SCALE 1" = 10'	BRIDGE FILE	
	DESIGN ENGINEER _____ DATE _____		VERTICAL SCALE 1" = 10'	DESIGNATION	
DESIGNED: _____	DRAWN: _____	CROSS SECTIONS RAMP "IR-3" STA. 319+00.00 TO 320+00.00	SURVEY BOOK	DWG. NO. XS-II	SHEET NO. II of 16
CHECKED: _____	CHECKED: _____		CONTRACT	PROJECT	



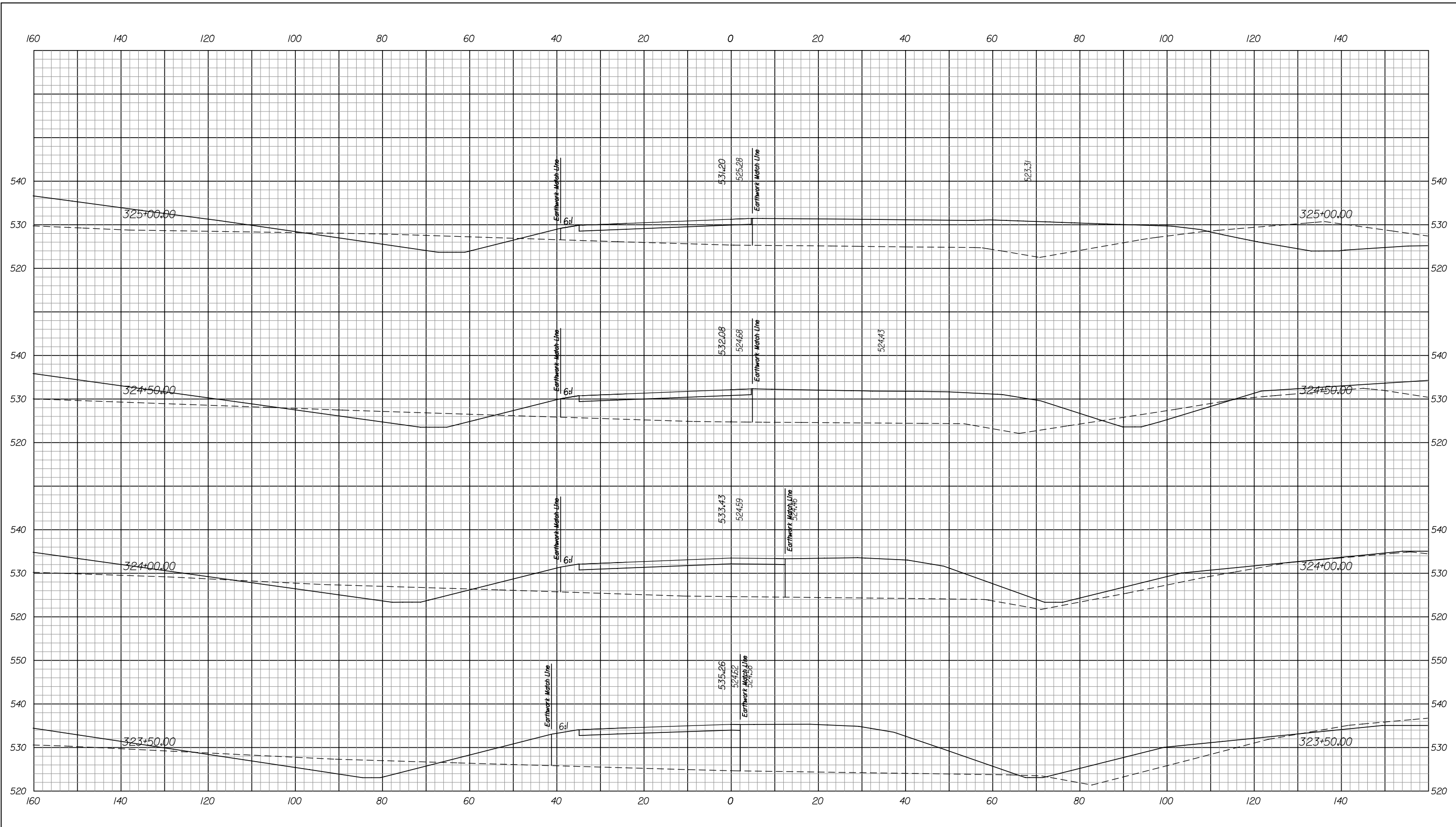
10/20/2021 10:04:52 AM
 c:\temp\ams0823\Excel\3001.dgn

	RECOMMENDED FOR APPROVAL _____	DESIGN ENGINEER	DATE	INDIANA DEPARTMENT OF TRANSPORTATION		HORIZONTAL SCALE 1" = 10'	BRIDGE FILE	
	DESIGNED: _____	DRAWN: _____	CHECKED: _____	CROSS SECTIONS RAMP "IR-3" STA. 320+50.00 TO 321+50.00		VERTICAL SCALE 1" = 10'	DESIGNATION	
						SURVEY BOOK	DWG. NO. XS-12	SHEET NO. 12 of 16
						CONTRACT	PROJECT	



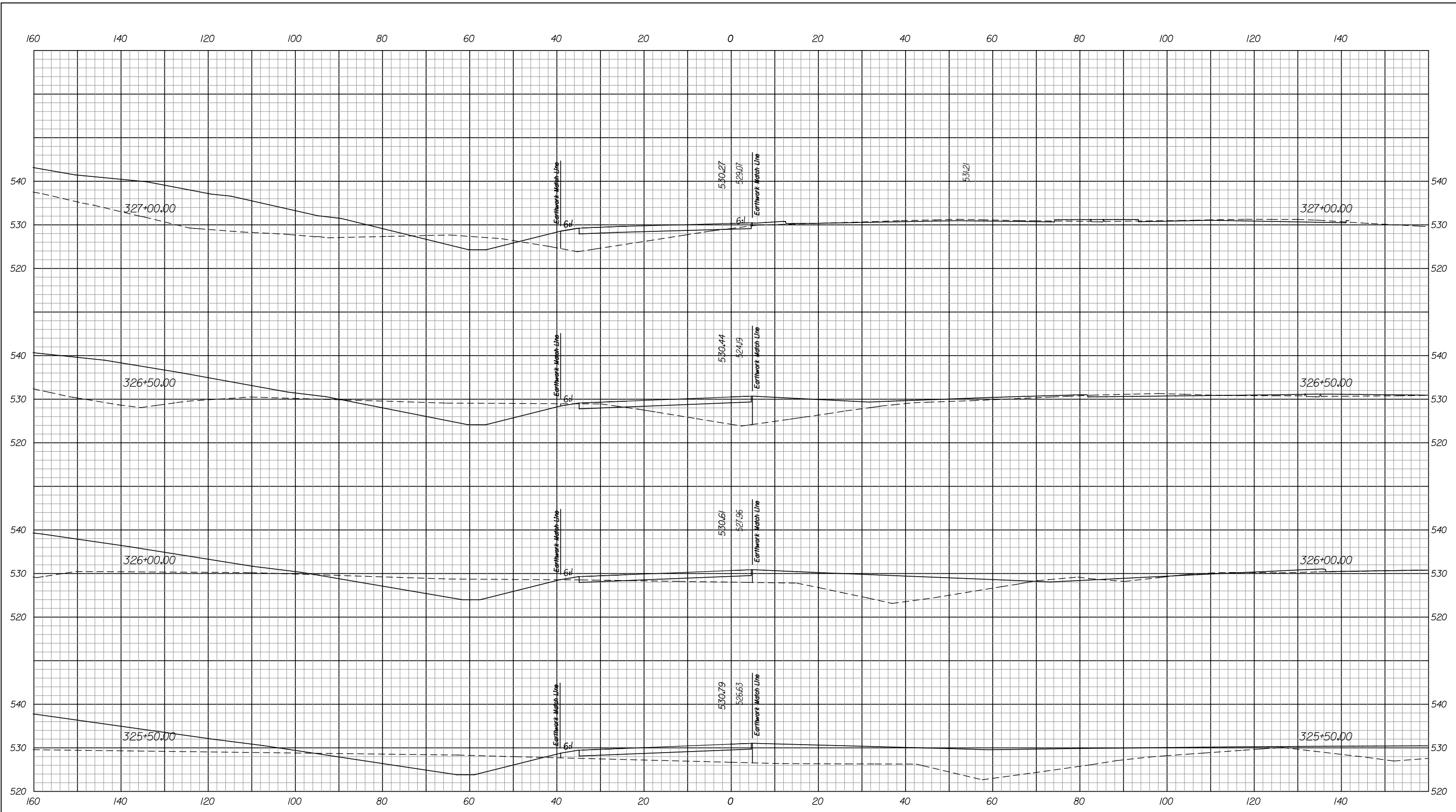
10/20/2021 10:04:53 AM
 c:\temp\ams08623\Excel\35001.dgn

	RECOMMENDED FOR APPROVAL _____	INDIANA DEPARTMENT OF TRANSPORTATION	HORIZONTAL SCALE 1" = 10'	BRIDGE FILE	
	DESIGN ENGINEER _____	DATE _____	VERTICAL SCALE 1" = 10'	DESIGNATION	
DESIGNED: _____	DRAWN: _____	CROSS SECTIONS RAMP "IR-3" STA. 322+00.00 TO 323+00.00	SURVEY BOOK	DWG. NO.	SHEET NO.
CHECKED: _____	CHECKED: _____		CONTRACT	XS-13	13 of 16
				PROJECT	



10/20/2021 10:04:54 AM
 c:\temp\ams0823\Excel\35001.dgn

RECOMMENDED FOR APPROVAL _____ DESIGN ENGINEER DATE	INDIANA DEPARTMENT OF TRANSPORTATION		HORIZONTAL SCALE 1" = 10'	BRIDGE FILE
	DESIGNED: _____ CHECKED: _____	DRAWN: _____ CHECKED: _____	CROSS SECTIONS RAMP "IR-3" STA. 323+50.00 TO 325+00.00	
			SURVEY BOOK XS-14	SHEET NO. 14 of 16
			CONTRACT	PROJECT



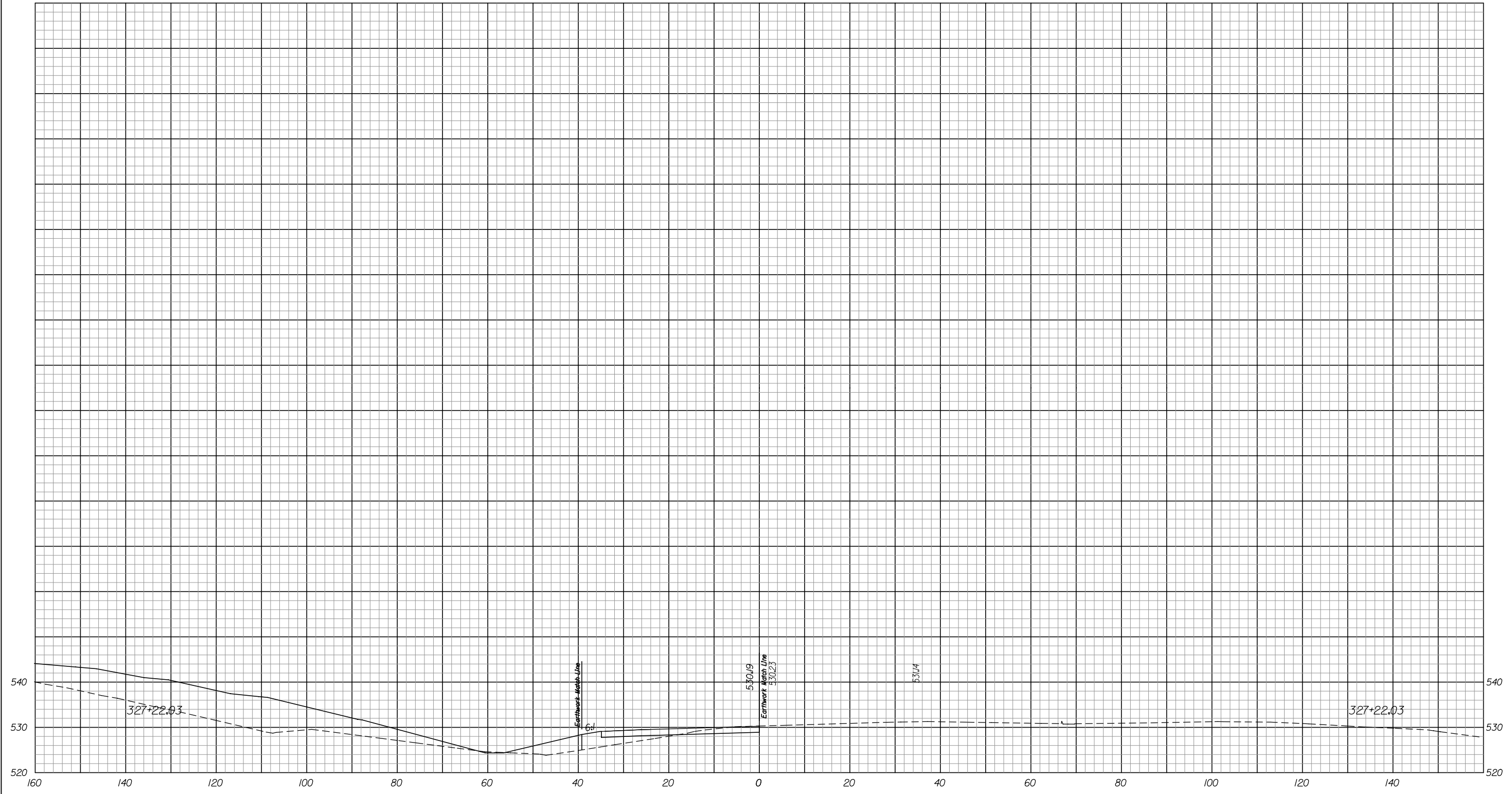
10/20/2021 10:04:55 AM
 c:\temp\ams0823\Excel\35001.dgn

RECOMMENDED FOR APPROVAL _____	
DESIGN ENGINEER _____	DATE _____
DESIGNED: _____	DRAWN: _____
CHECKED: _____	CHECKED: _____

INDIANA
 DEPARTMENT OF TRANSPORTATION
 CROSS SECTIONS
 RAMP "IR-3"
 STA. 325+50.00 TO 327+00.00

HORIZONTAL SCALE 1" = 10'	BRIDGE FILE	
VERTICAL SCALE 1" = 10'	DESIGNATION	
SURVEY BOOK	DWG. NO. XS-15	SHEET NO. 15 of 16
CONTRACT	PROJECT	

160 140 120 100 80 60 40 20 0 20 40 60 80 100 120 140

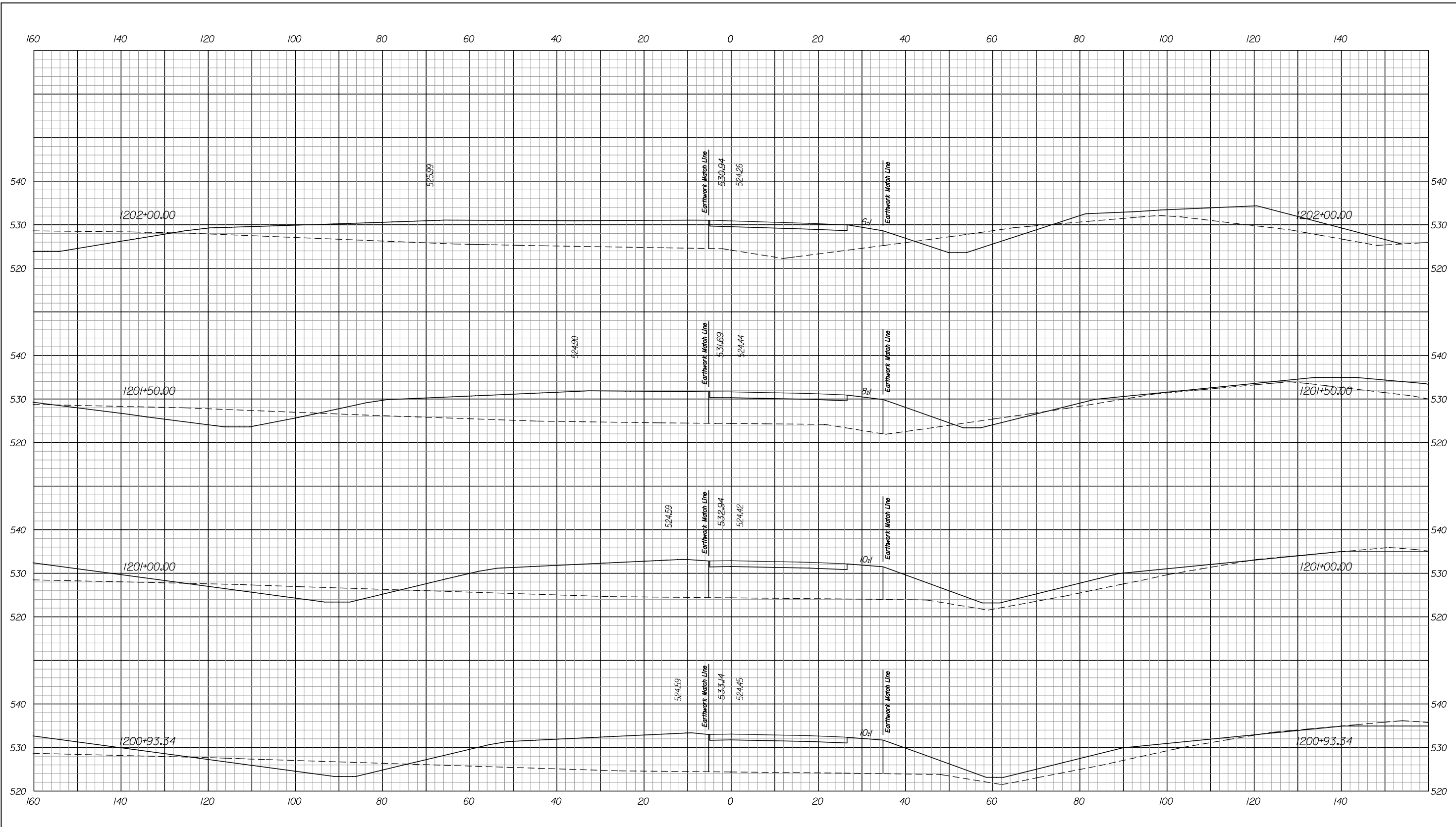


10/20/2021 10:04:56 AM
 c:\temp\ams0823\EX153001.dgn

RECOMMENDED FOR APPROVAL _____	
DESIGN ENGINEER _____	DATE _____
DESIGNED: _____	DRAWN: _____
CHECKED: _____	CHECKED: _____

INDIANA
 DEPARTMENT OF TRANSPORTATION
 CROSS SECTIONS
 RAMP "IR-3"
 STA. 327+22.03 TO 327+22.03

HORIZONTAL SCALE 1" = 10'	BRIDGE FILE	
VERTICAL SCALE 1" = 10'	DESIGNATION	
SURVEY BOOK	DWG. NO. XS-16	SHEET NO. 16 of 16
CONTRACT	PROJECT	



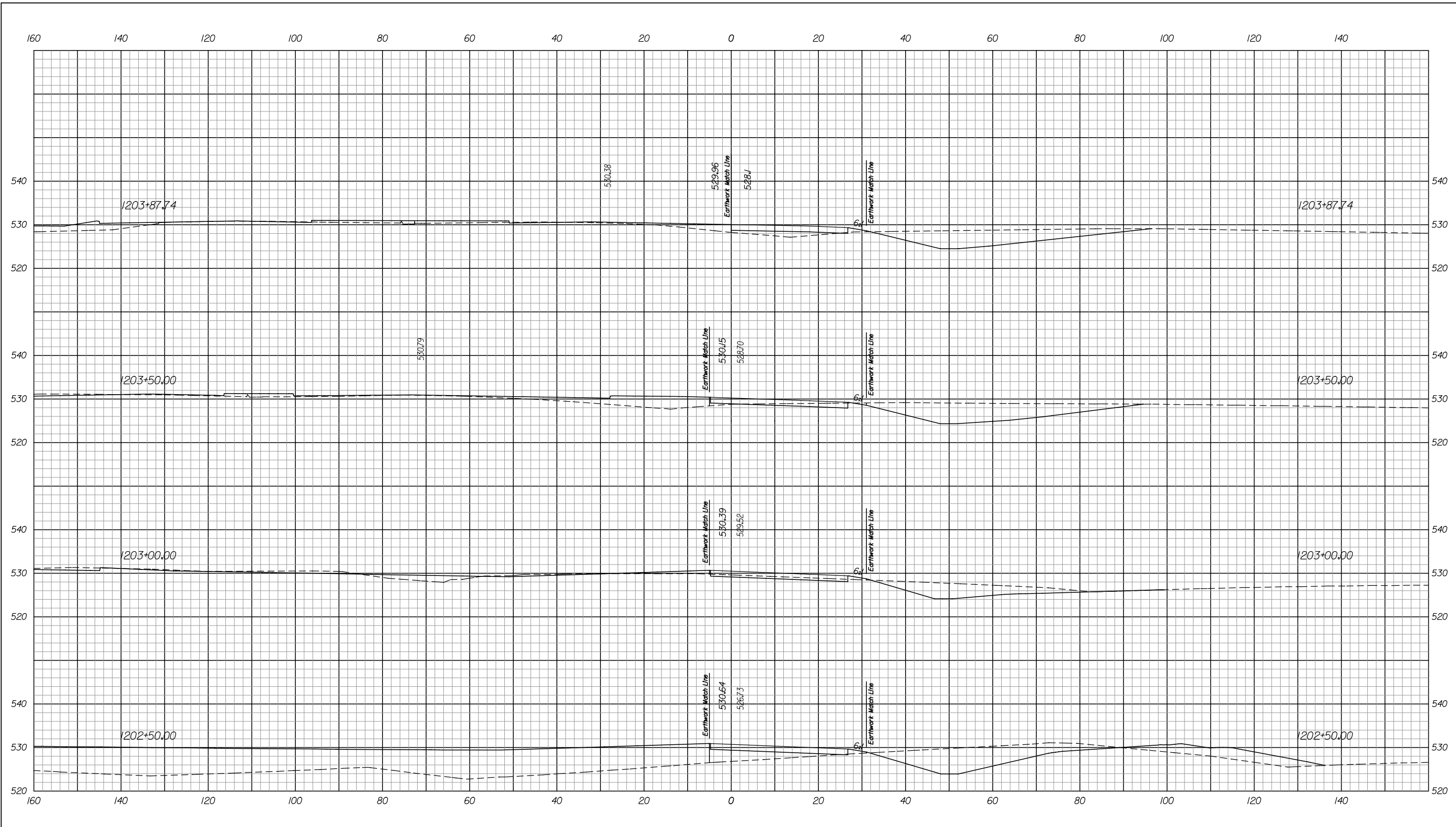
10/20/2021 10:17:40 AM
 c:\temp\ams0823\Excel\3500.dgn

RECOMMENDED FOR APPROVAL _____
 DESIGN ENGINEER DATE

DESIGNED: _____ DRAWN: _____
 CHECKED: _____ CHECKED: _____

INDIANA
 DEPARTMENT OF TRANSPORTATION
 CROSS SECTIONS
 RAMP "IR-3s"
 STA. 1200+93.34 TO 1202+00.00

HORIZONTAL SCALE 1" = 10'	BRIDGE FILE	
VERTICAL SCALE 1" = 10'	DESIGNATION	
SURVEY BOOK	DWG. NO. XS-1	SHEET NO. 1 of 2
CONTRACT	PROJECT	

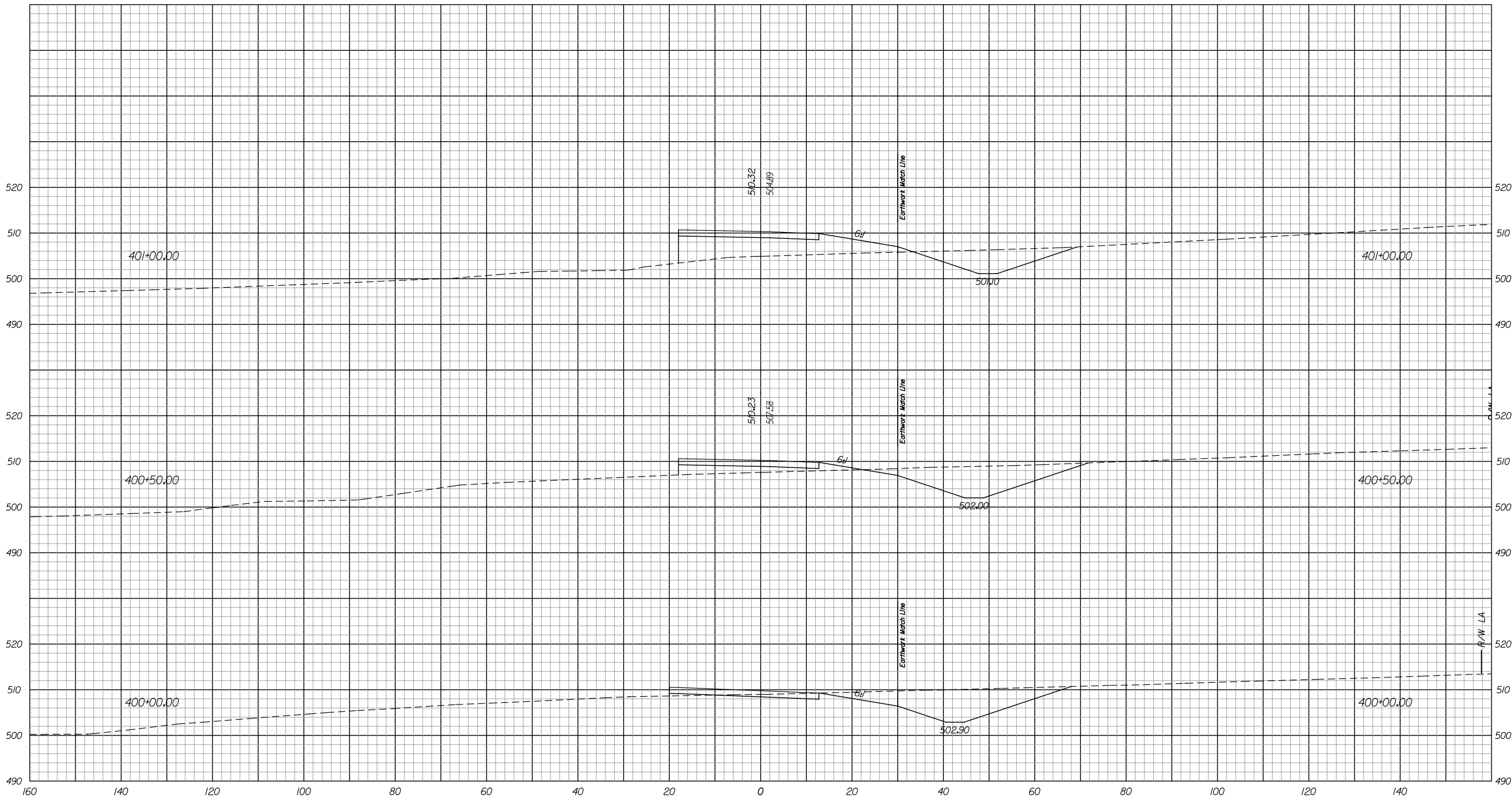


10/20/2021 10:17:41 AM
 c:\temp\ams0823\Excel\3500.dgn

RECOMMENDED FOR APPROVAL _____	
DESIGNED:	DRAWN:
CHECKED:	CHECKED:

INDIANA
 DEPARTMENT OF TRANSPORTATION
 CROSS SECTIONS
 RAMP "IR-3s"
 STA. 1202+50.00 TO 1203+87.74

HORIZONTAL SCALE 1" = 10'	BRIDGE FILE	
VERTICAL SCALE 1" = 10'	DESIGNATION	
SURVEY BOOK	DWG. NO. XS-2	SHEET NO. 2 of 2
CONTRACT	PROJECT	

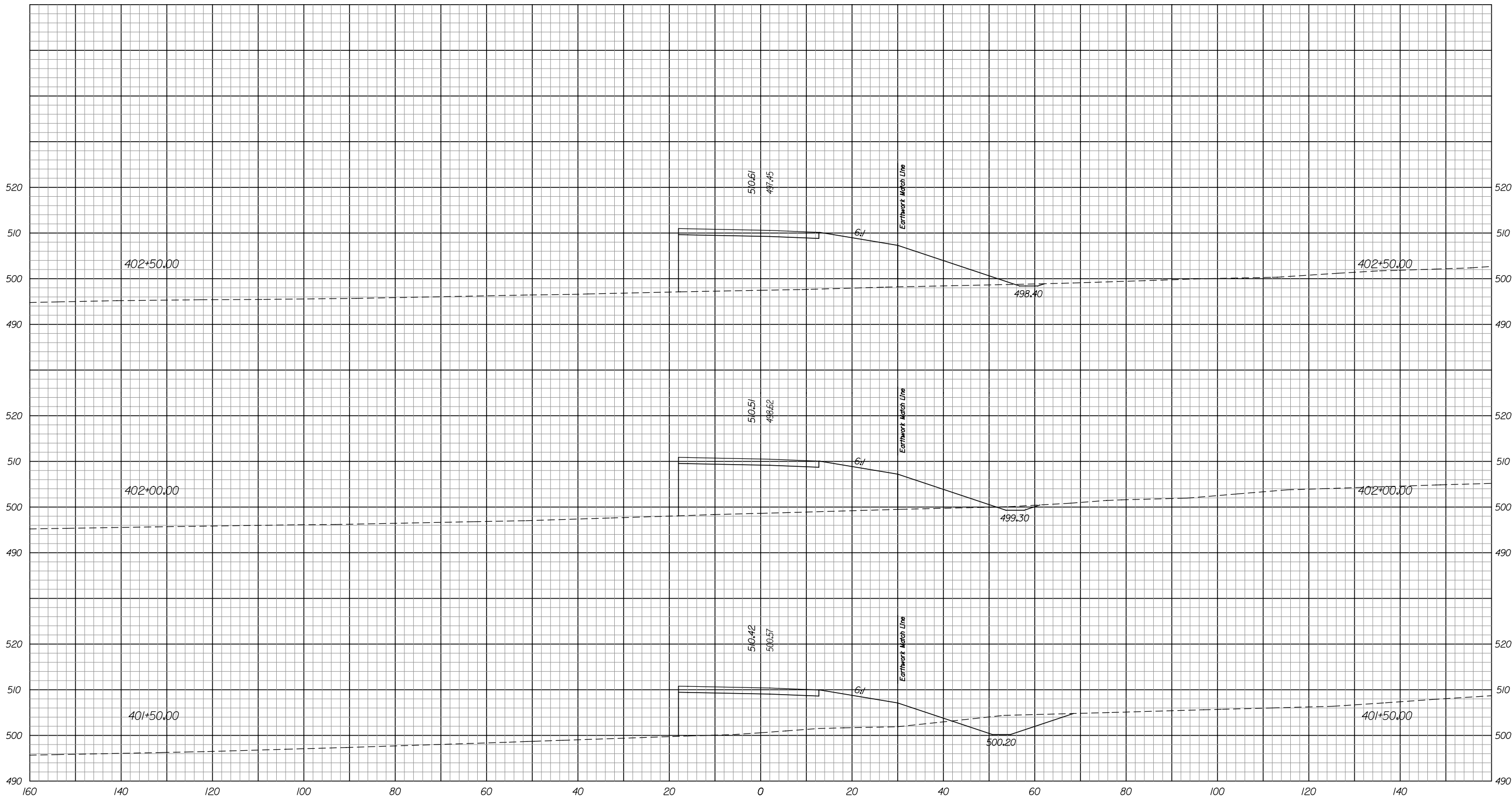


10/20/2021 10:48:36 AM
 c:\temp\ams0823\Ex1\IR400.dgn

RECOMMENDED FOR APPROVAL _____		DESIGN ENGINEER _____	DATE _____
DESIGNED: XXX	DRAWN: XXX		
CHECKED: XXX	CHECKED: XXX		

INDIANA
 DEPARTMENT OF TRANSPORTATION
 CROSS SECTIONS
 RAMP "IR-4"
 STA. 400+00.00 TO 401+00.00

HORIZONTAL SCALE 1" = 10'	BRIDGE FILE XXX	
VERTICAL SCALE 1" = 10'	DESIGNATION XXX	
SURVEY BOOK XXX	DWG. NO. XS-1	SHEET NO. 1 of 1
CONTRACT XXX	PROJECT	

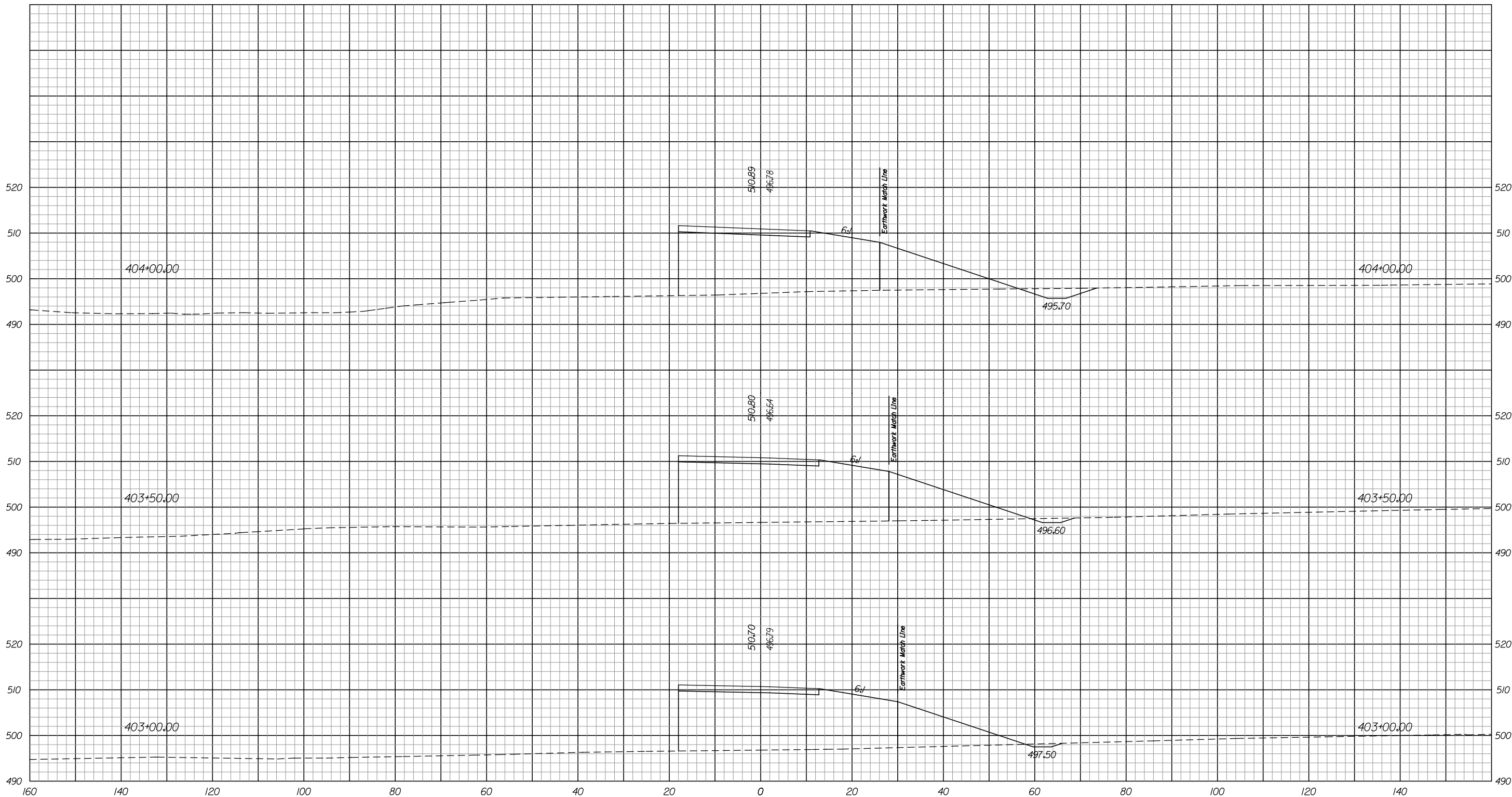


10/20/2021 10:48:36 AM
 c:\temp\ams0823\Excel\4001.dgn

RECOMMENDED FOR APPROVAL _____
 DESIGN ENGINEER DATE
 DESIGNED: XXX DRAWN: XXX
 CHECKED: XXX CHECKED: XXX

INDIANA
 DEPARTMENT OF TRANSPORTATION
 CROSS SECTIONS
 RAMP "IR-4"
 STA. 401+50.00 TO 402+50.00

HORIZONTAL SCALE 1" = 10'	BRIDGE FILE XXX	
VERTICAL SCALE 1" = 10'	DESIGNATION XXX	
SURVEY BOOK XXX	DWG. NO. XS-2	SHEET NO. 2 of
CONTRACT XXX	PROJECT	

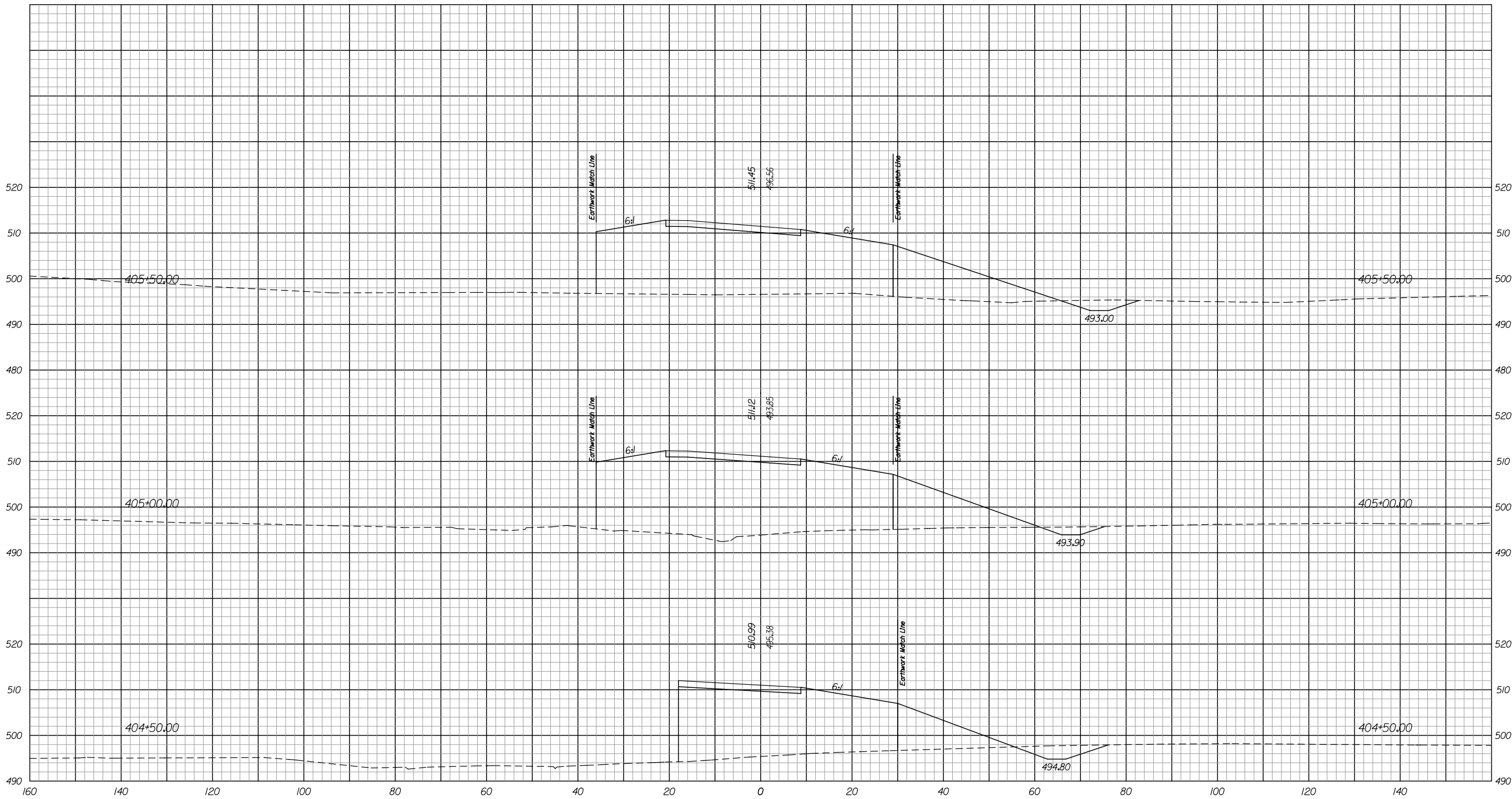


10/20/2021 10:48:37 AM
 c:\temp\ams0823\Excel\IR400.dgn

RECOMMENDED FOR APPROVAL _____		DESIGN ENGINEER _____	DATE _____
DESIGNED: XXX	DRAWN: XXX	CHECKED: XXX	CHECKED: XXX

INDIANA
 DEPARTMENT OF TRANSPORTATION
 CROSS SECTIONS
 RAMP "IR-4"
 STA. 403+00.00 TO 404+00.00

HORIZONTAL SCALE 1" = 10'	BRIDGE FILE XXX	
VERTICAL SCALE 1" = 10'	DESIGNATION XXX	
SURVEY BOOK XXX	DWG. NO. XS-3	SHEET NO. 3 of 3
CONTRACT XXX	PROJECT	

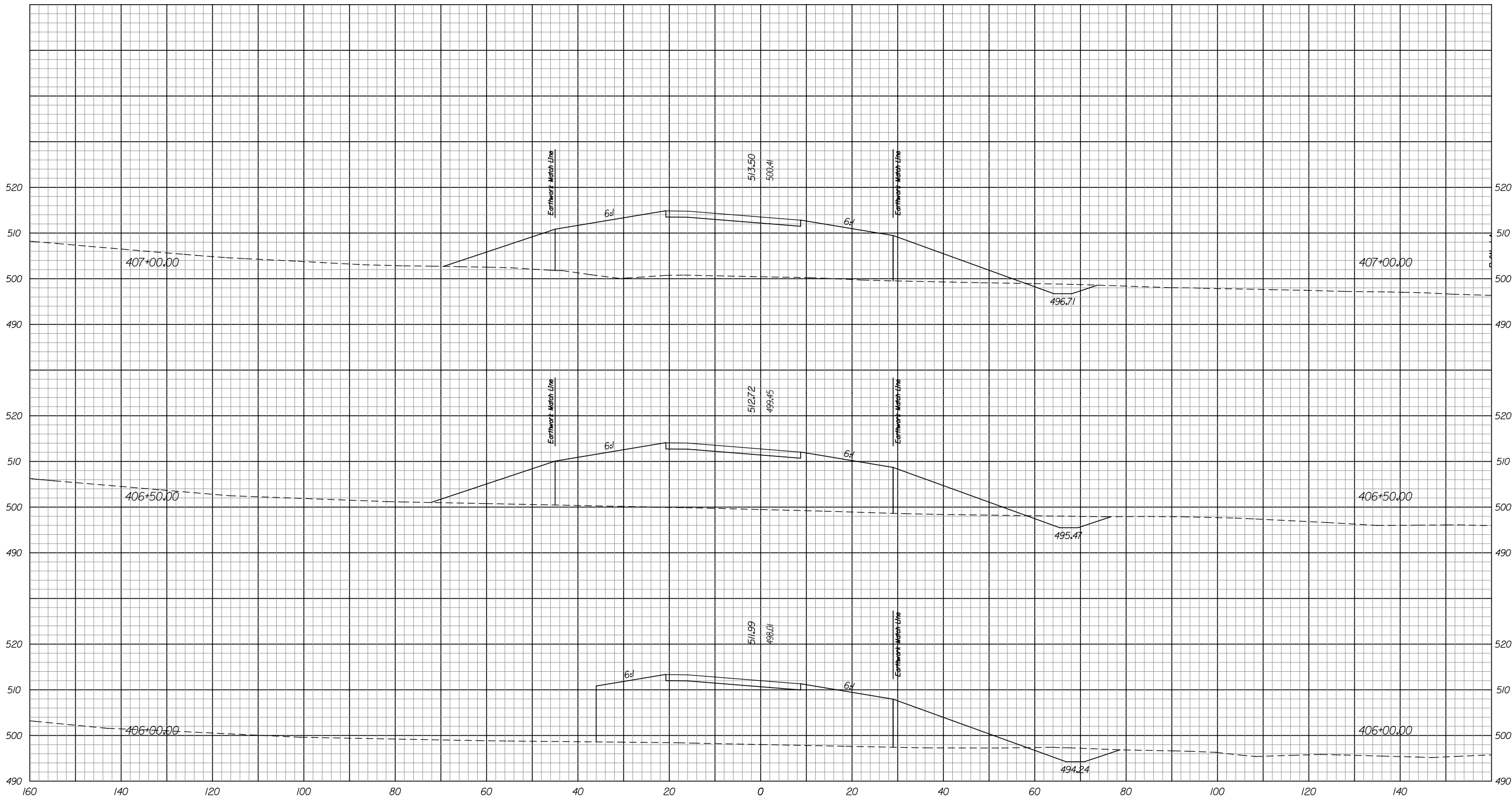


10/20/2021 10:48:38 AM
 c:\temp\ams0823\Excel\4001.dgn

RECOMMENDED FOR APPROVAL _____		DESIGN ENGINEER _____ DATE _____	
DESIGNED: XXX	DRAWN: XXX	CHECKED: XXX	CHECKED: XXX

INDIANA
 DEPARTMENT OF TRANSPORTATION
 CROSS SECTIONS
 RAMP "IR-4"
 STA. 404+50.00 TO 405+50.00

HORIZONTAL SCALE 1" = 10'	BRIDGE FILE XXX	
VERTICAL SCALE 1" = 10'	DESIGNATION XXX	
SURVEY BOOK XXX	DWG. NO. XS-4	SHEET NO. 4 of 4
CONTRACT XXX	PROJECT	

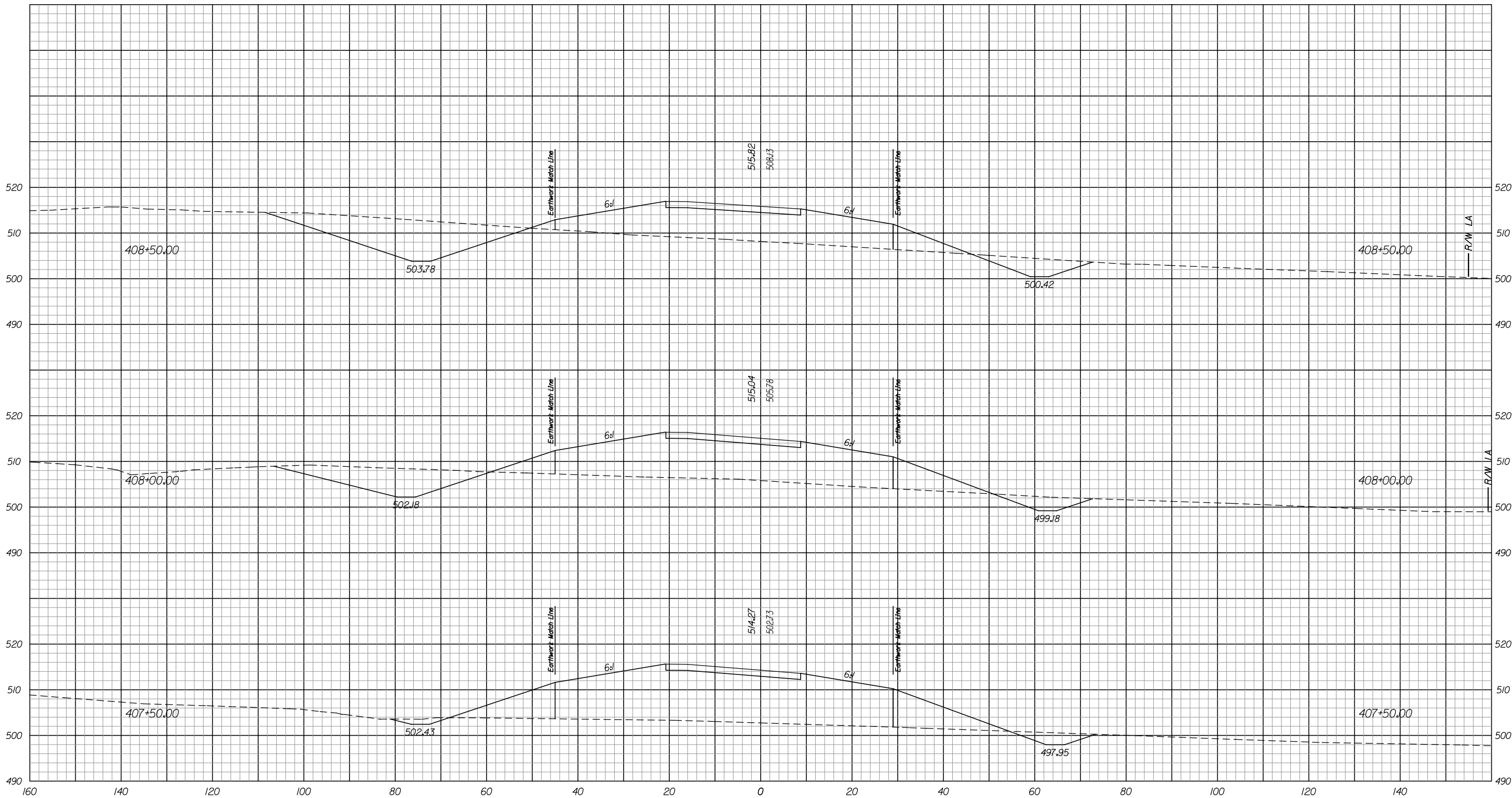


10/20/2021 10:48:39 AM
 c:\temp\ams0823\Excel\4001.dgn

RECOMMENDED FOR APPROVAL _____		DESIGN ENGINEER _____ DATE _____	
DESIGNED: XXX	DRAWN: XXX	CHECKED: XXX	CHECKED: XXX

INDIANA
 DEPARTMENT OF TRANSPORTATION
 CROSS SECTIONS
 RAMP "IR-4"
 STA. 406+00.00 TO 407+00.00

HORIZONTAL SCALE 1" = 10'	BRIDGE FILE XXX	
VERTICAL SCALE 1" = 10'	DESIGNATION XXX	
SURVEY BOOK XXX	DWG. NO. XS-5	SHEET NO. 5 of
CONTRACT XXX	PROJECT	

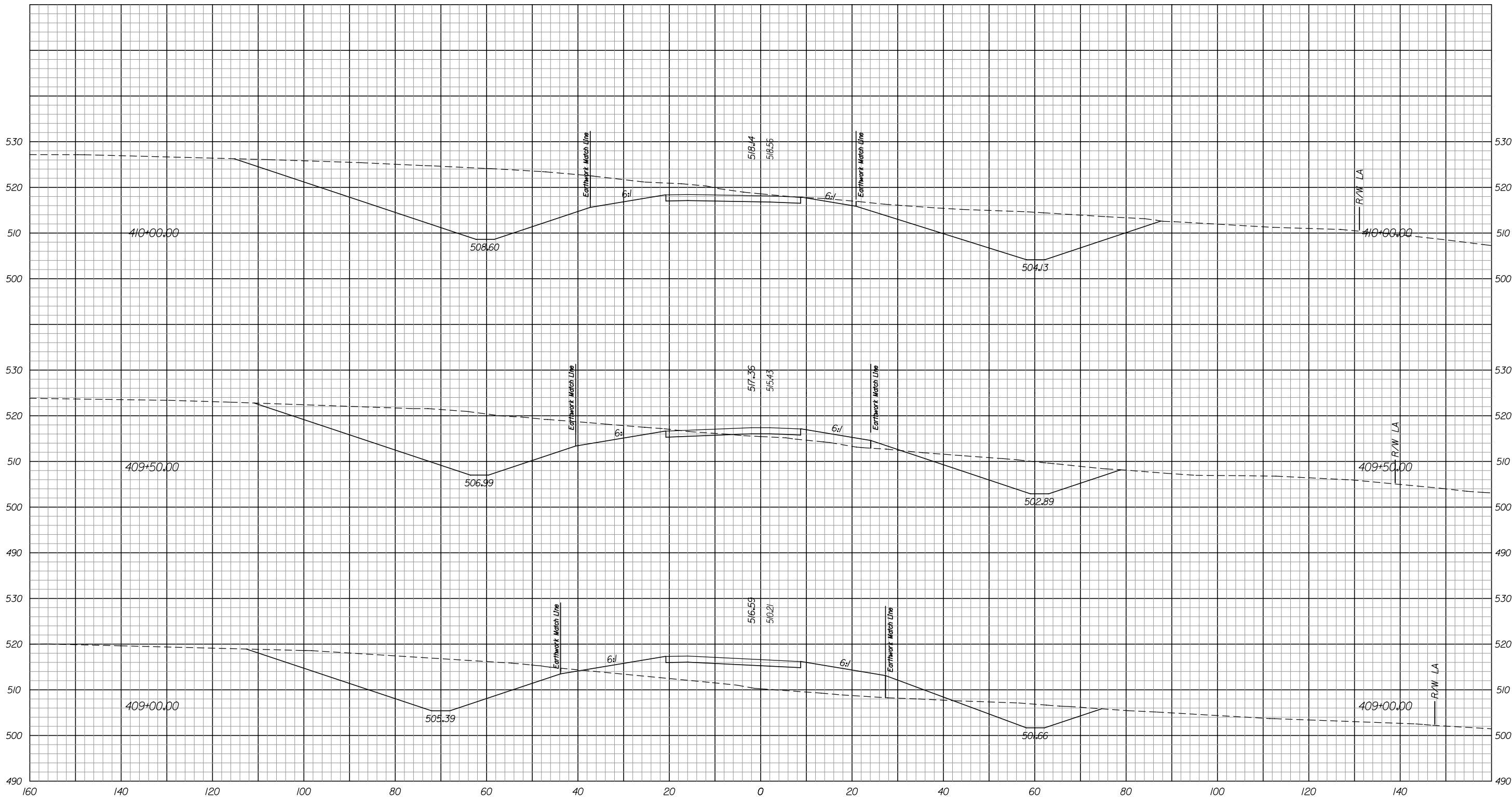


10/20/2021 10:48:40 AM
 c:\temp\ams0823\Excel\4001.dgn

RECOMMENDED FOR APPROVAL _____		DESIGN ENGINEER _____ DATE _____	
DESIGNED: XXX	DRAWN: XXX	CHECKED: XXX	CHECKED: XXX

INDIANA
 DEPARTMENT OF TRANSPORTATION
 CROSS SECTIONS
 RAMP "IR-4"
 STA. 407+50.00 TO 408+50.00

HORIZONTAL SCALE 1" = 10'	BRIDGE FILE XXX	
VERTICAL SCALE 1" = 10'	DESIGNATION XXX	
SURVEY BOOK XXX	DWG. NO. XS-6	SHEET NO. 6 of 6
CONTRACT XXX	PROJECT	

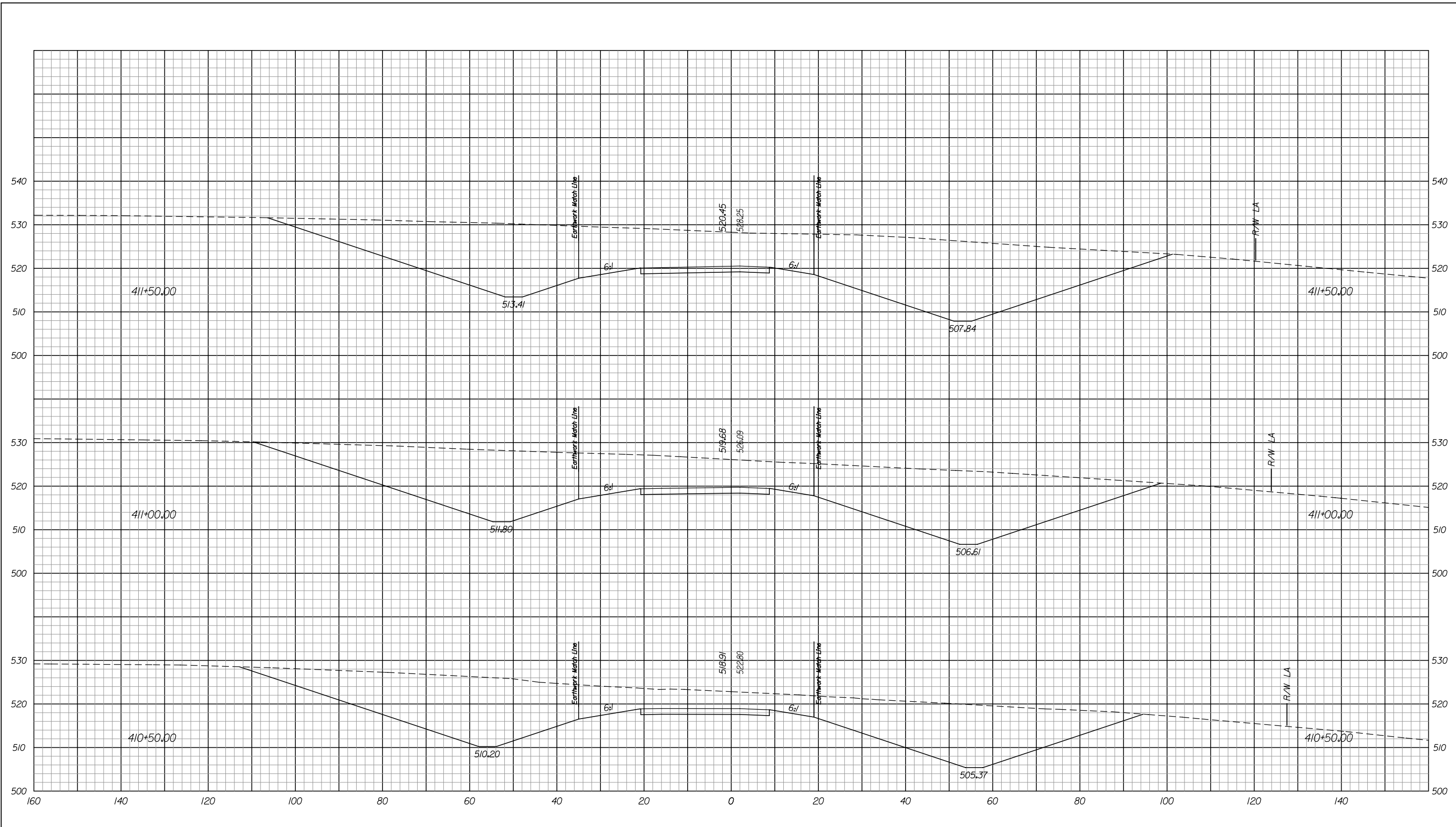


10/20/2021 10:18:41 AM
 c:\temp\ams0823\Excel\4001.dgn

RECOMMENDED FOR APPROVAL _____
 DESIGN ENGINEER DATE
 DESIGNED: XXX DRAWN: XXX
 CHECKED: XXX CHECKED: XXX

INDIANA
 DEPARTMENT OF TRANSPORTATION
 CROSS SECTIONS
 RAMP "IR-4"
 STA. 409+00.00 TO 410+00.00

HORIZONTAL SCALE 1" = 10'	BRIDGE FILE XXX	
VERTICAL SCALE 1" = 10'	DESIGNATION XXX	
SURVEY BOOK XXX	DWG. NO. XS-7	SHEET NO. 7 of
CONTRACT XXX	PROJECT	

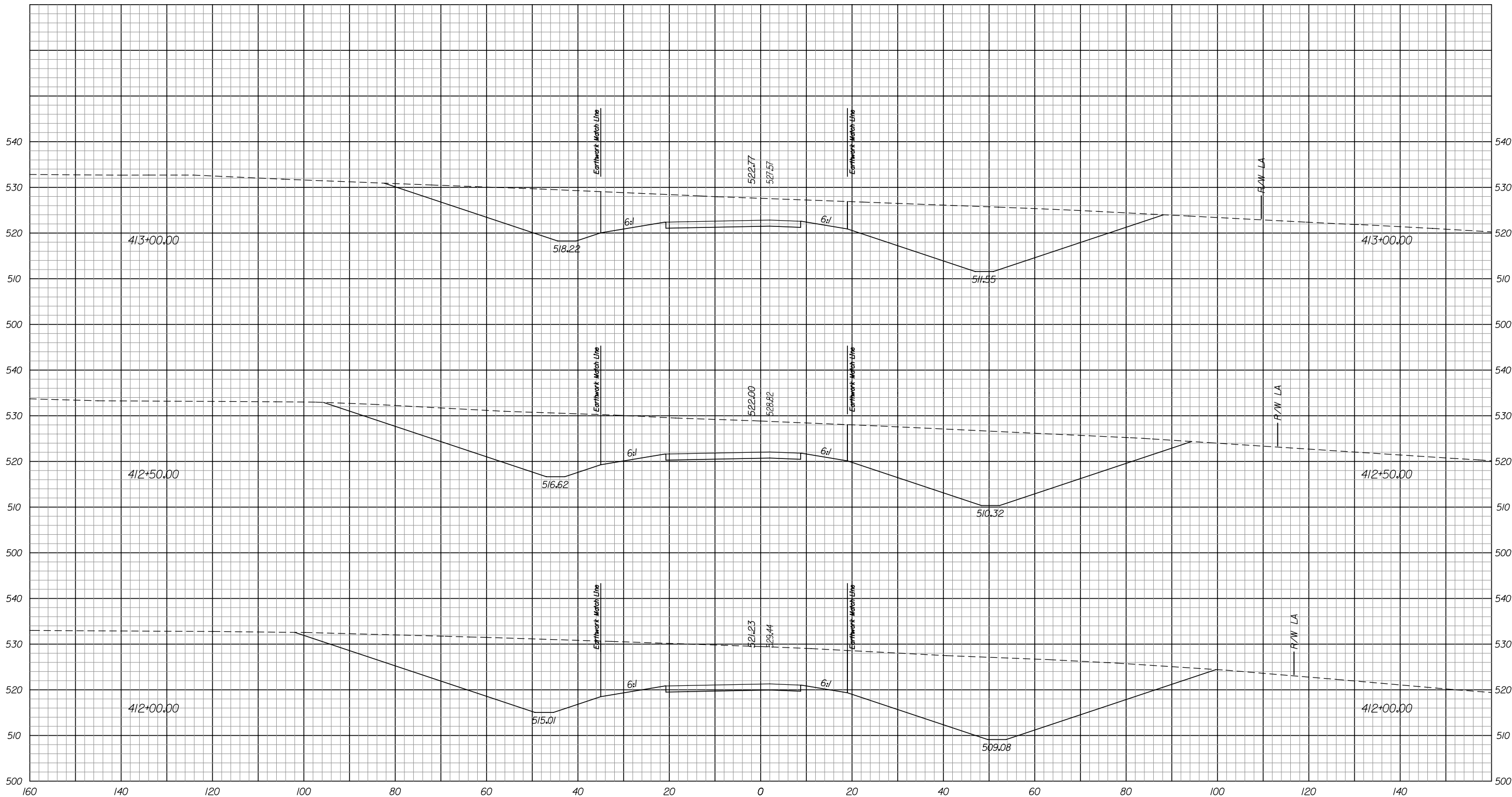


10/20/2021 10:48:42 AM
 c:\temp\ams0823\Excel\IR400.dgn

RECOMMENDED FOR APPROVAL _____
 DESIGN ENGINEER DATE
 DESIGNED: XXX DRAWN: XXX
 CHECKED: XXX CHECKED: XXX

INDIANA
 DEPARTMENT OF TRANSPORTATION
 CROSS SECTIONS
 RAMP "IR-4"
 STA. 410+50.00 TO 411+50.00

HORIZONTAL SCALE 1" = 10'	BRIDGE FILE XXX	
VERTICAL SCALE 1" = 10'	DESIGNATION XXX	
SURVEY BOOK XXX	DWG. NO. XS-B	SHEET NO. B of
CONTRACT XXX	PROJECT	

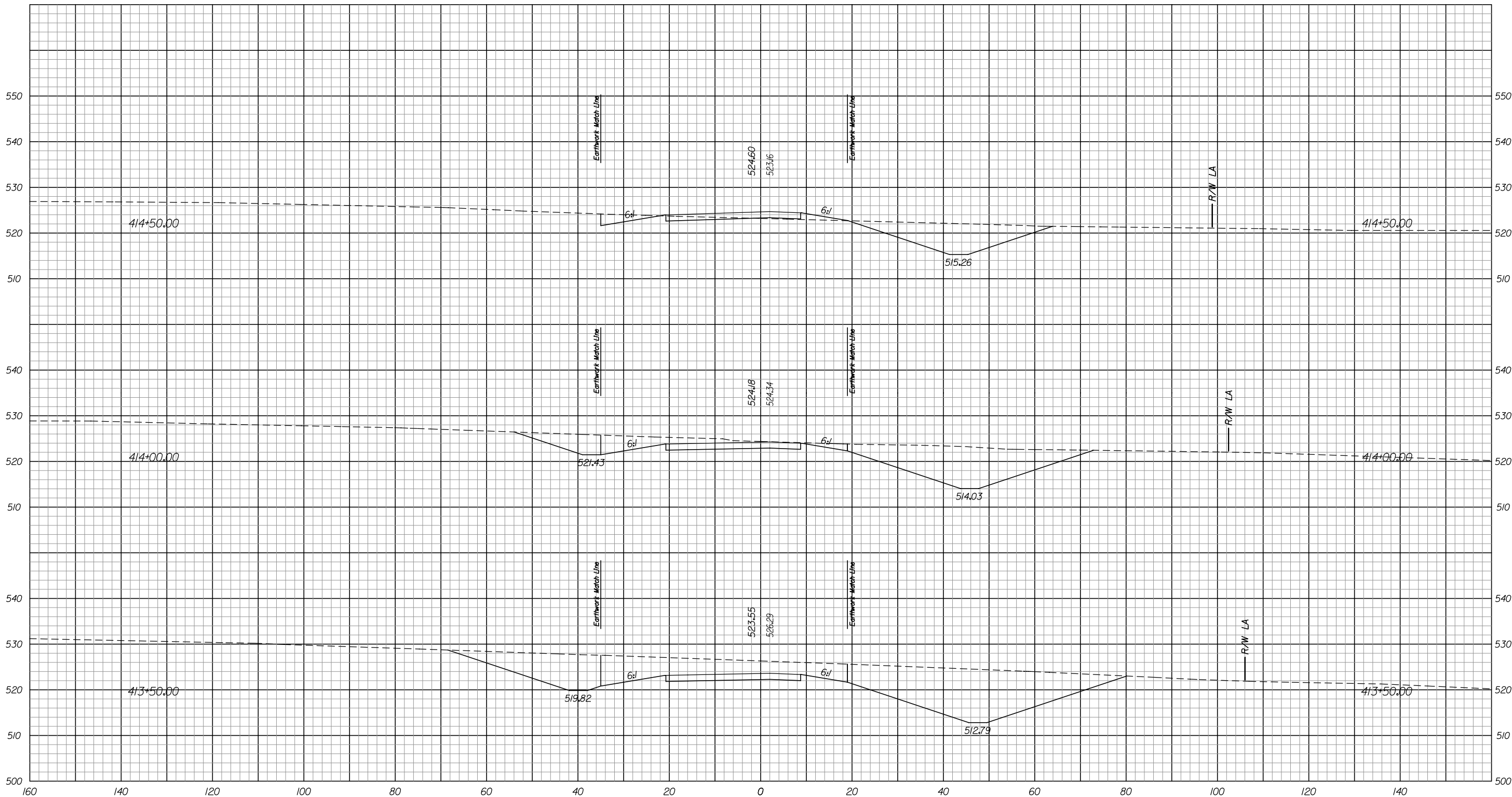


10/20/2021 10:48:43 AM
 c:\temp\ams0823\Excel\4001.dgn

RECOMMENDED FOR APPROVAL _____		DESIGN ENGINEER _____ DATE _____	
DESIGNED: XXX	DRAWN: XXX	CHECKED: XXX	CHECKED: XXX

INDIANA
 DEPARTMENT OF TRANSPORTATION
 CROSS SECTIONS
 RAMP "IR-4"
 STA. 412+00.00 TO 413+00.00

HORIZONTAL SCALE 1" = 10'	BRIDGE FILE XXX	
VERTICAL SCALE 1" = 10'	DESIGNATION XXX	
SURVEY BOOK XXX	DWG. NO. XS-9	SHEET NO. 9 of
CONTRACT XXX	PROJECT	

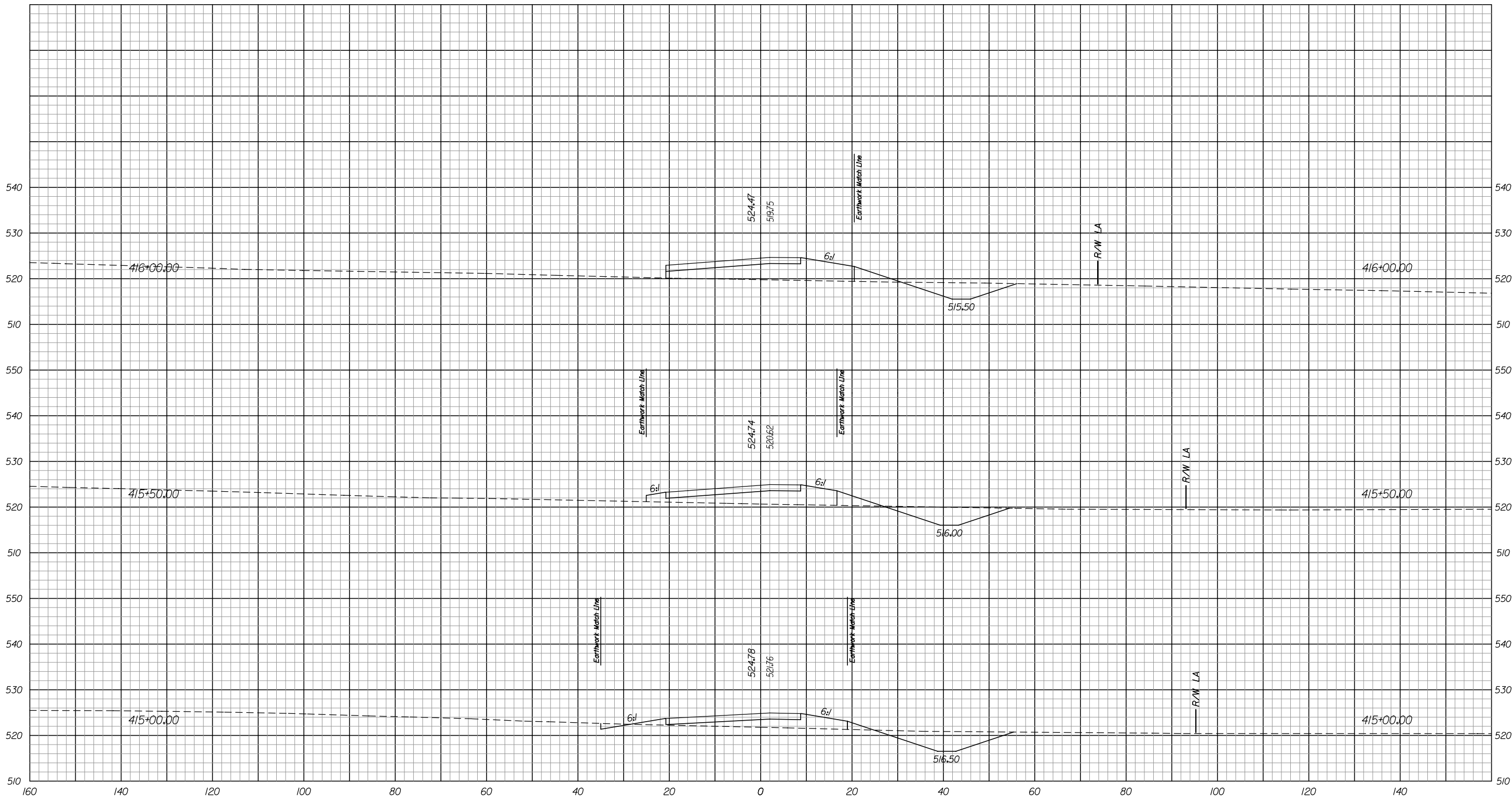


10/20/2021 10:08:43 AM
 c:\temp\ams0823\Ex1\IR401.dgn

RECOMMENDED FOR APPROVAL _____		DESIGN ENGINEER _____ DATE _____	
DESIGNED: XXX	DRAWN: XXX	CHECKED: XXX	CHECKED: XXX

INDIANA
 DEPARTMENT OF TRANSPORTATION
 CROSS SECTIONS
 RAMP "IR-4"
 STA. 413+50.00 TO 414+50.00

HORIZONTAL SCALE 1" = 10'	BRIDGE FILE XXX	
VERTICAL SCALE 1" = 10'	DESIGNATION XXX	
SURVEY BOOK XXX	DWG. NO. XS-10	SHEET NO. 10 of
CONTRACT XXX	PROJECT	



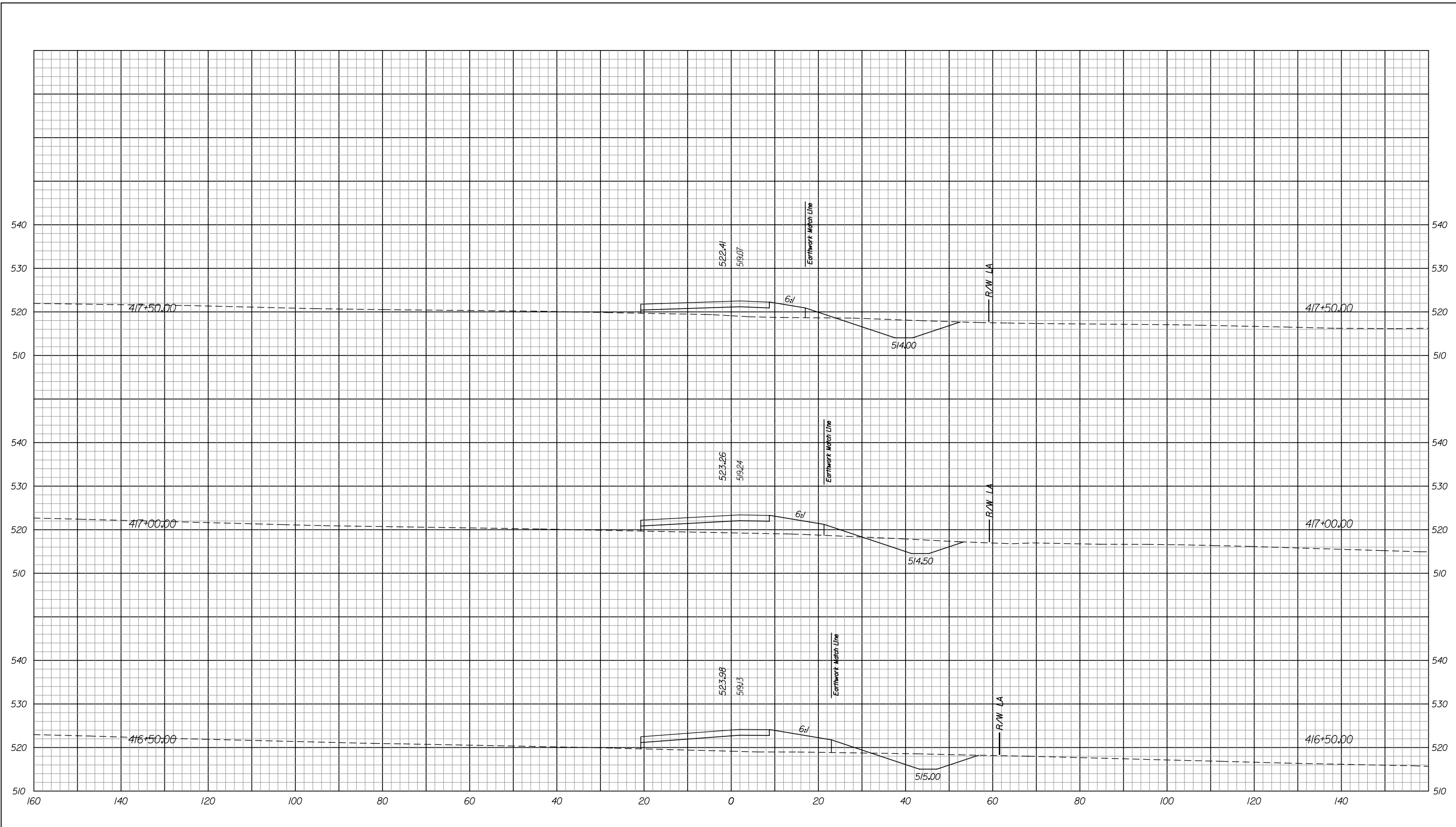
10/20/2021 10:48:44 AM
 c:\temp\ams0823\Ex1\IR400.dgn

RECOMMENDED FOR APPROVAL _____		DESIGN ENGINEER _____		DATE _____	
DESIGNED: XXX	DRAWN: XXX	CHECKED: XXX	CHECKED: XXX		

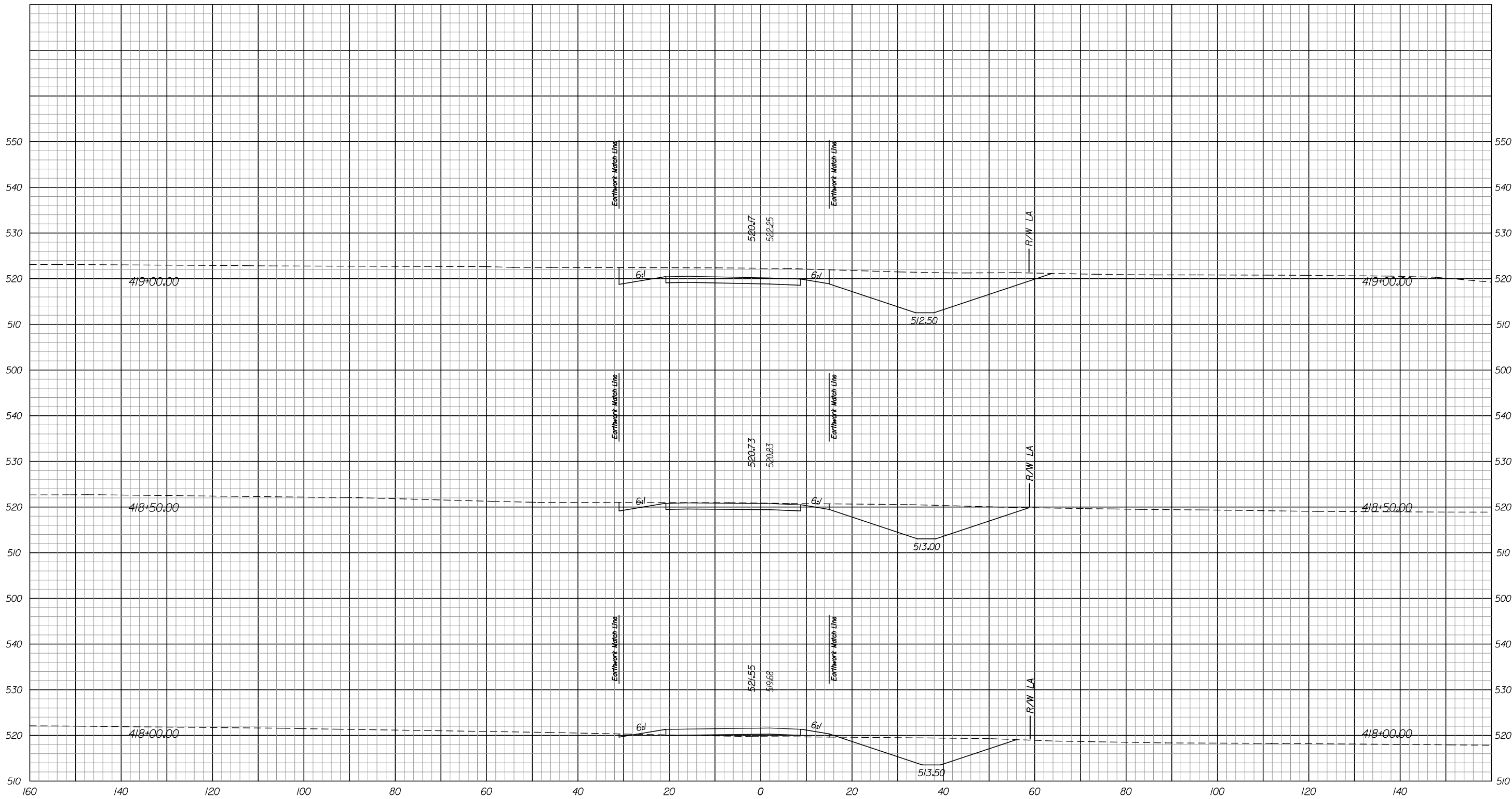
INDIANA
 DEPARTMENT OF TRANSPORTATION
 CROSS SECTIONS
 RAMP "IR-4"
 STA. 415+00.00 TO 416+00.00

HORIZONTAL SCALE 1" = 10'	BRIDGE FILE XXX	
VERTICAL SCALE 1" = 10'	DESIGNATION XXX	
SURVEY BOOK XXX	DWG. NO. XS-II	SHEET NO. II of
CONTRACT XXX	PROJECT	

10/20/2021 10:48:45 AM
 c:\temp\ams2823\Excel\4001.dgn



	RECOMMENDED FOR APPROVAL _____ DESIGN ENGINEER DATE	INDIANA DEPARTMENT OF TRANSPORTATION	HORIZONTAL SCALE 1" = 10'	BRIDGE FILE XXX
	DESIGNED: XXX DRAWN: XXX CHECKED: XXX CHECKED: XXX	CROSS SECTIONS RAMP "IR-4" STA. 416+50.00 TO 417+50.00	VERTICAL SCALE 1" = 10'	DESIGNATION XXX
			SURVEY BOOK XXX	DWG. NO. XS-12
			CONTRACT XXX	SHEET NO. 12 of PROJECT

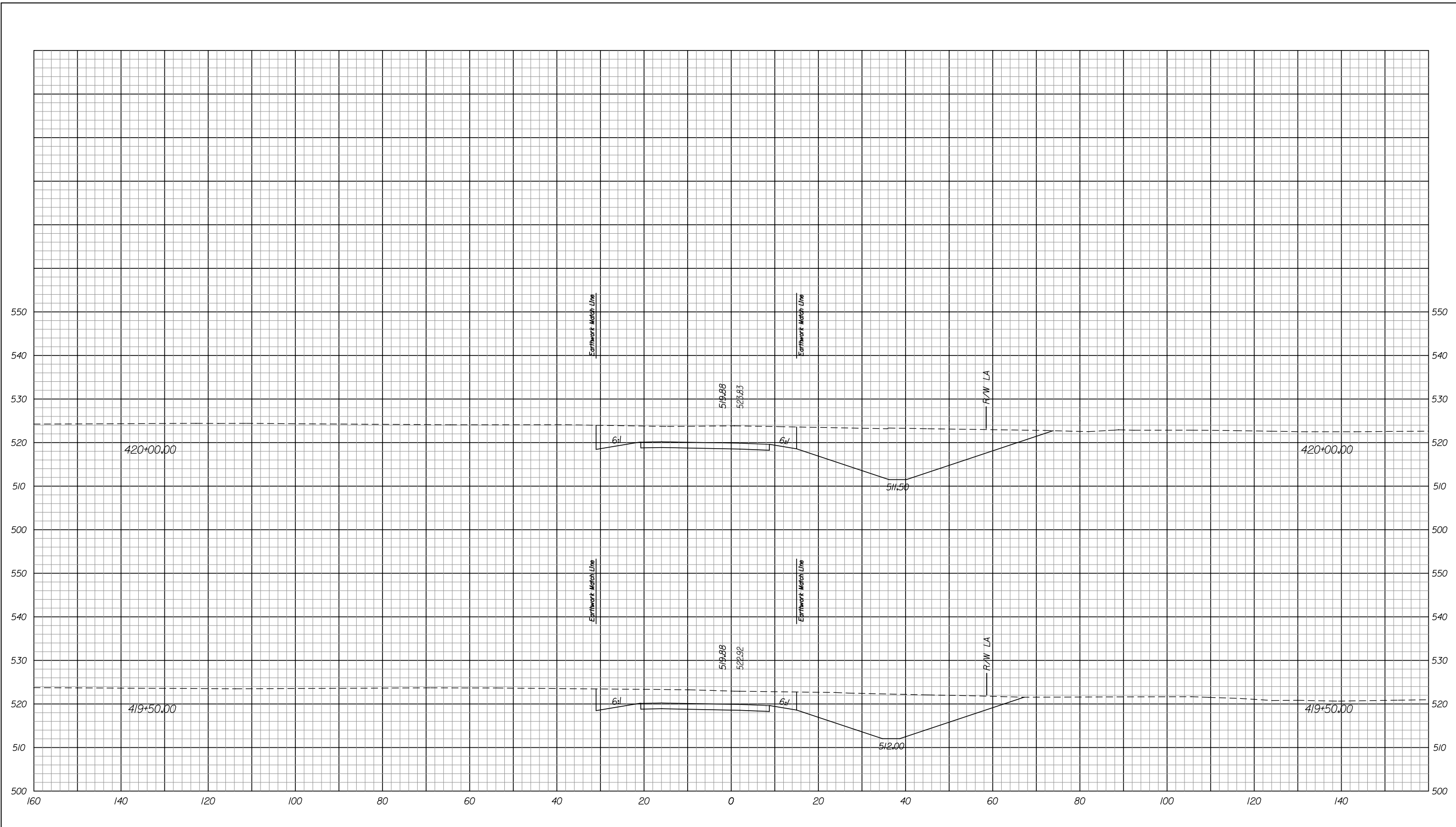


10/20/2021 10:46:46 AM
 c:\temp\ams0823\Excel\4001.dgn

RECOMMENDED FOR APPROVAL _____		DESIGN ENGINEER _____	DATE _____
DESIGNED: XXX	DRAWN: XXX		
CHECKED: XXX	CHECKED: XXX		

INDIANA
 DEPARTMENT OF TRANSPORTATION
 CROSS SECTIONS
 RAMP "IR-4"
 STA. 418+00.00 TO 419+00.00

HORIZONTAL SCALE 1" = 10'	BRIDGE FILE XXX	
VERTICAL SCALE 1" = 10'	DESIGNATION XXX	
SURVEY BOOK XXX	DWG. NO. XS-13	SHEET NO. 13 of
CONTRACT XXX	PROJECT	

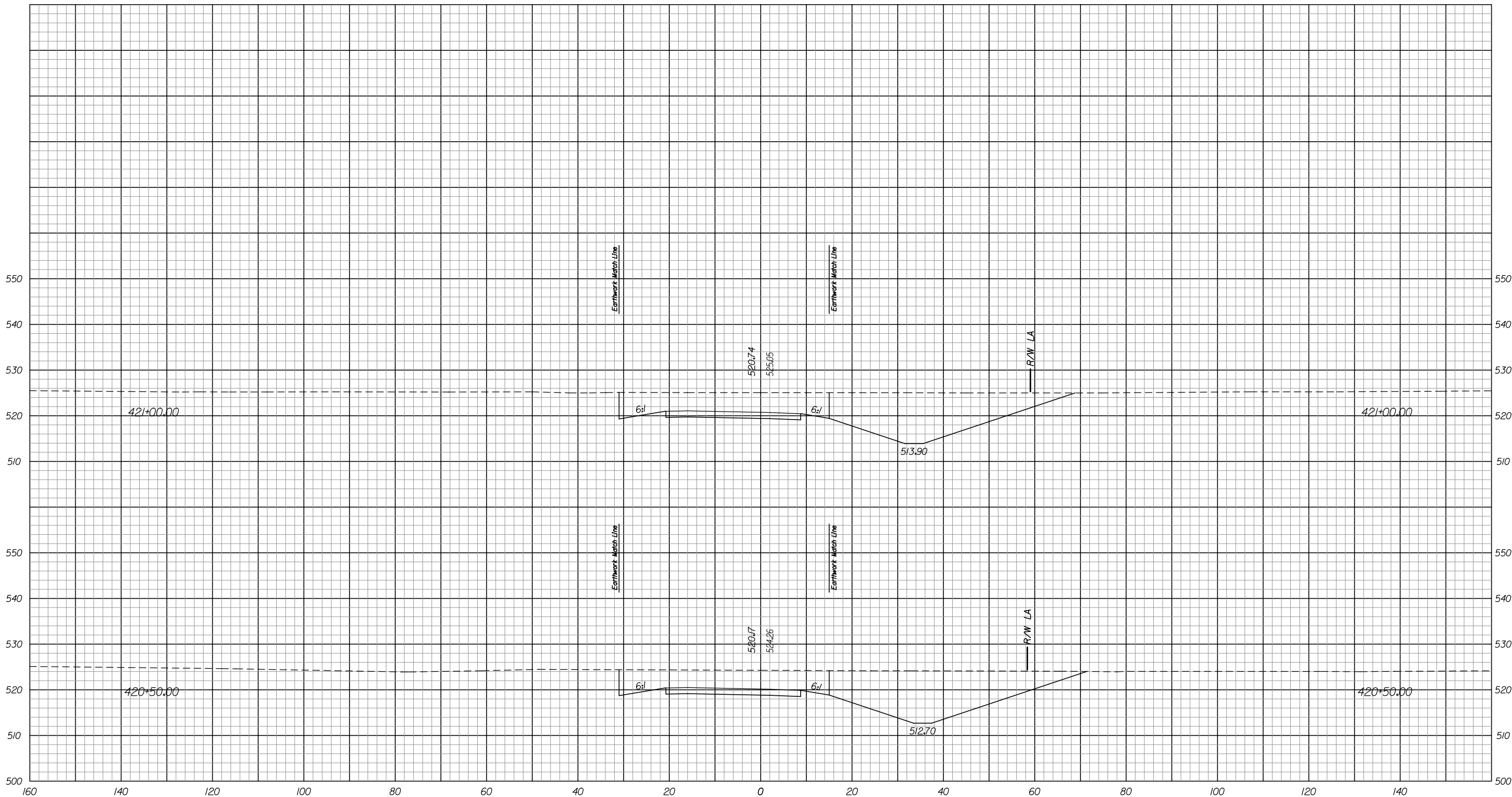


10/20/2021 10:48:47 AM
 c:\temp\ams0823\Excel\IR400.dgn

RECOMMENDED FOR APPROVAL _____		DESIGN ENGINEER _____	DATE _____
DESIGNED: XXX	DRAWN: XXX		
CHECKED: XXX	CHECKED: XXX		

INDIANA
 DEPARTMENT OF TRANSPORTATION
 CROSS SECTIONS
 RAMP "IR-4"
 STA. 419+50.00 TO 420+00.00

HORIZONTAL SCALE 1" = 10'	BRIDGE FILE XXX	
VERTICAL SCALE 1" = 10'	DESIGNATION XXX	
SURVEY BOOK XXX	DWG. NO. XS-14	SHEET NO. 14 of
CONTRACT XXX	PROJECT	



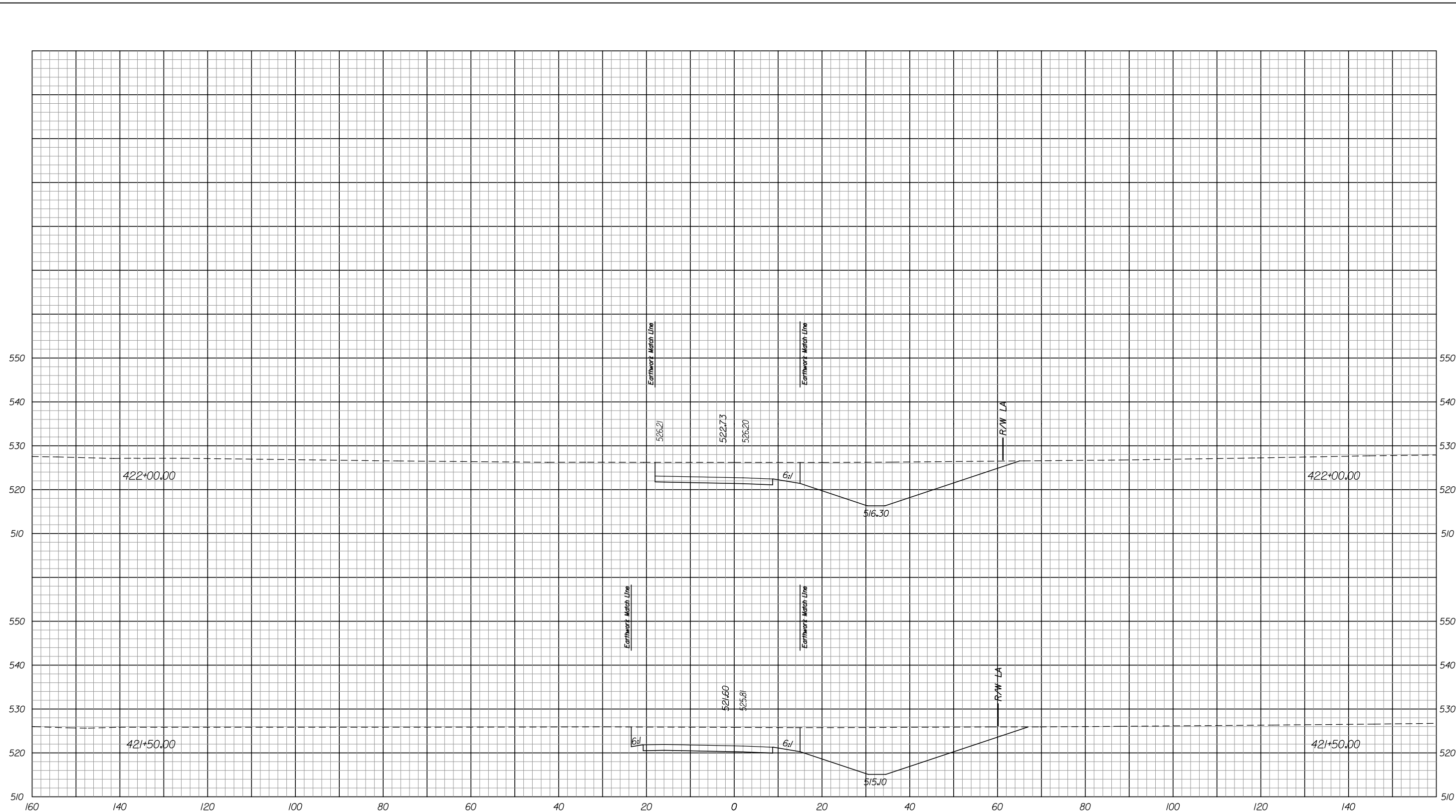
10/20/2021 10:48:48 AM
 c:\temp\ams0823\Excel\4001.dgn

RECOMMENDED FOR APPROVAL _____		DESIGN ENGINEER _____	DATE _____
DESIGNED: XXX	DRAWN: XXX		
CHECKED: XXX	CHECKED: XXX		

INDIANA
 DEPARTMENT OF TRANSPORTATION
 CROSS SECTIONS
 RAMP "IR-4"
 STA. 420+50.00 TO 421+00.00

HORIZONTAL SCALE 1" = 10'	BRIDGE FILE XXX
VERTICAL SCALE 1" = 10'	DESIGNATION XXX
SURVEY BOOK XXX	DWG. NO. XS-15
CONTRACT XXX	SHEET NO. 15 of PROJECT

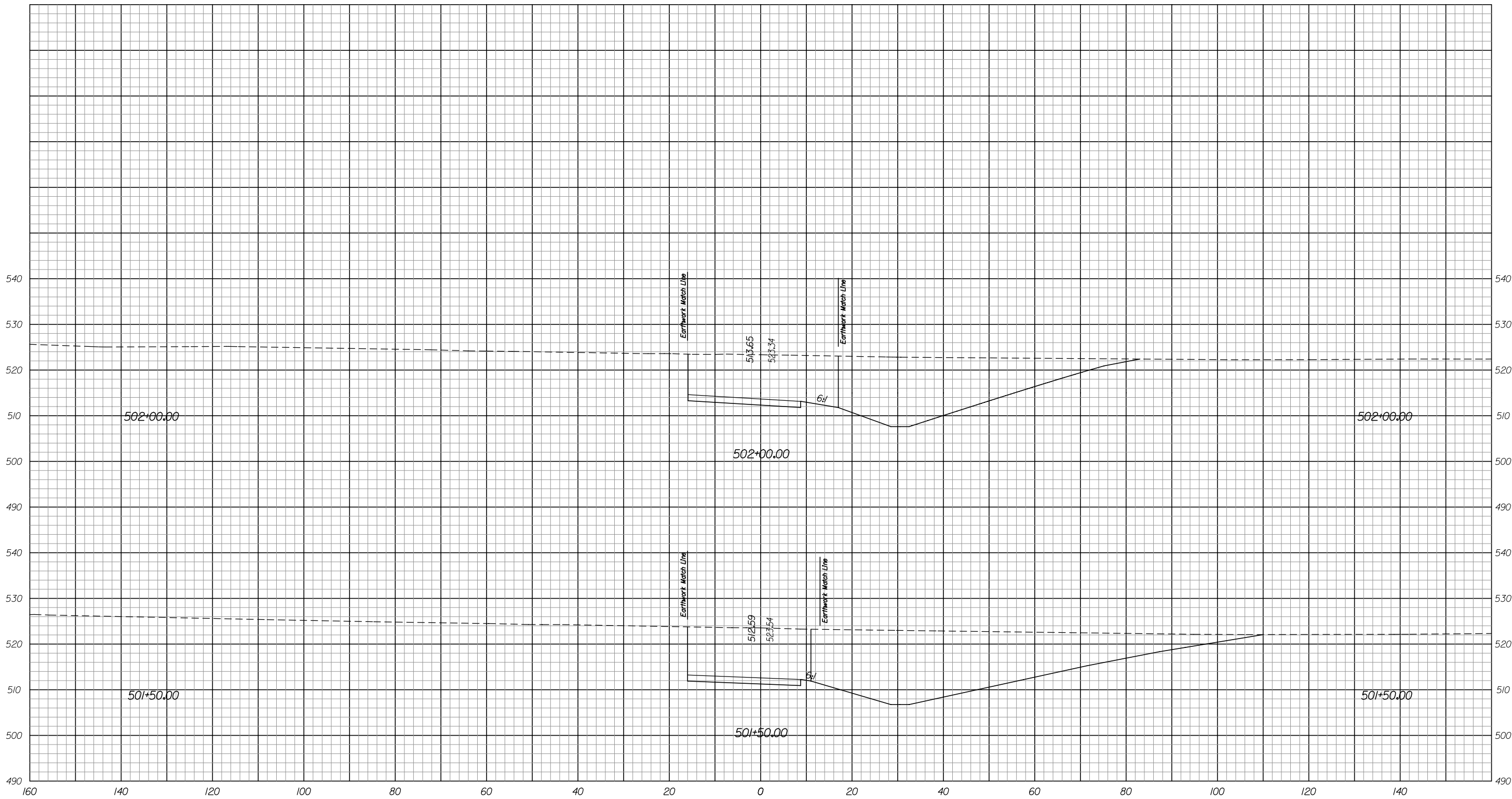
10/20/2021 10:48:48 AM
 c:\temp\ams0823\Excel\4001.dgn



RECOMMENDED FOR APPROVAL _____	
DESIGN ENGINEER	DATE
DESIGNED: XXX	DRAWN: XXX
CHECKED: XXX	CHECKED: XXX

INDIANA
 DEPARTMENT OF TRANSPORTATION
 CROSS SECTIONS
 RAMP "IR-4"
 STA. 421+50.00 TO 422+00.00

HORIZONTAL SCALE 1" = 10'	BRIDGE FILE XXX	
VERTICAL SCALE 1" = 10'	DESIGNATION XXX	
SURVEY BOOK XXX	DWG. NO. XS-16	SHEET NO. 16 of
CONTRACT XXX	PROJECT	

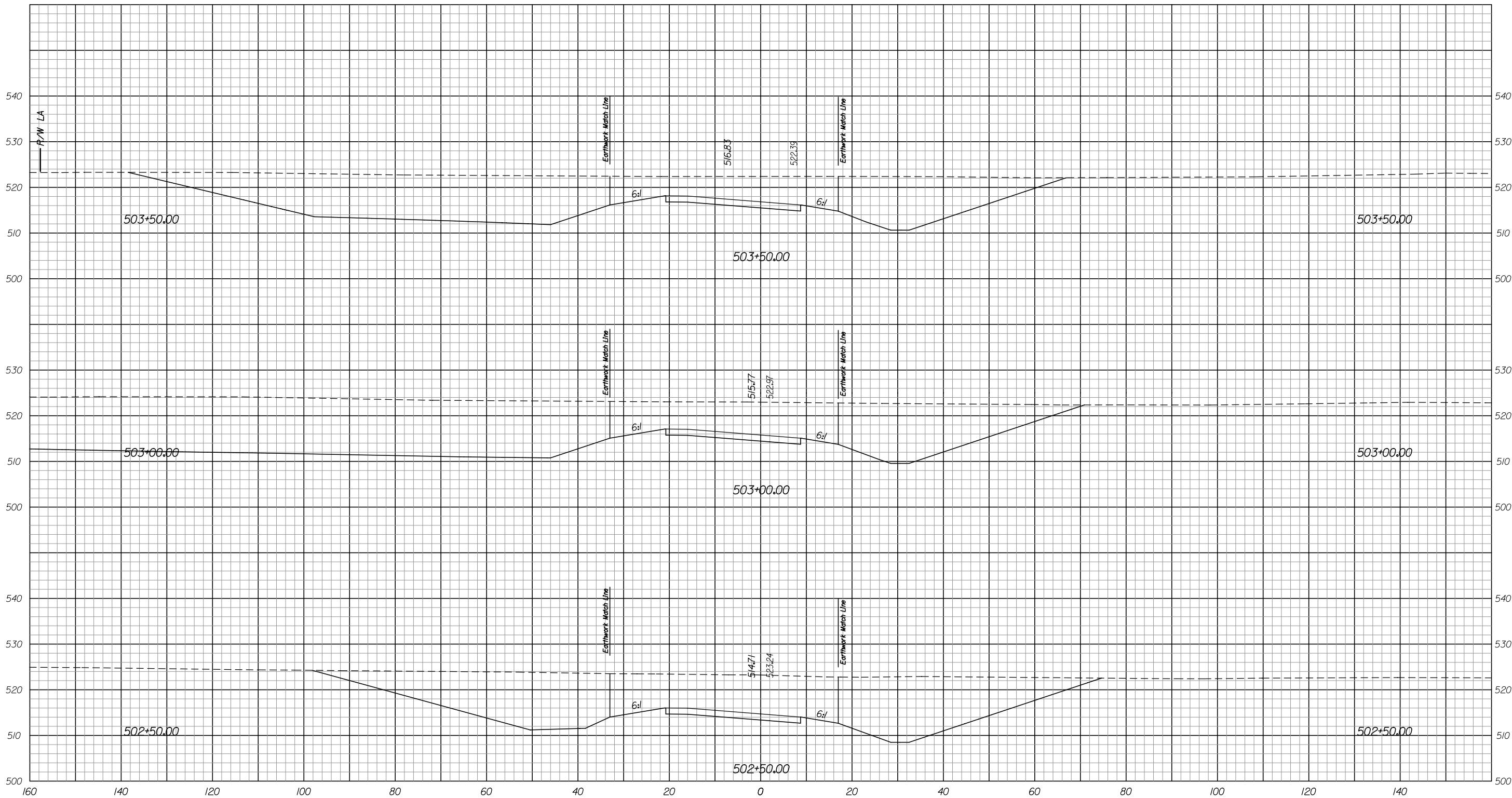


10/20/2021 10:49:42 AM
 c:\temp\ams0823\E:\15001.dgn

RECOMMENDED FOR APPROVAL _____		DESIGN ENGINEER _____ DATE _____	
DESIGNED: XXX	DRAWN: XXX	CHECKED: XXX	CHECKED: XXX

INDIANA
 DEPARTMENT OF TRANSPORTATION
 CROSS SECTIONS
 RAMP "IR-5"
 STA. 501+50.00 TO 502+00.00

HORIZONTAL SCALE 1" = 10'	BRIDGE FILE XXX	
VERTICAL SCALE 1" = 10'	DESIGNATION XXX	
SURVEY BOOK XXX	DWG. NO. XS-1	SHEET NO. 1 of 1
CONTRACT XXX	PROJECT	

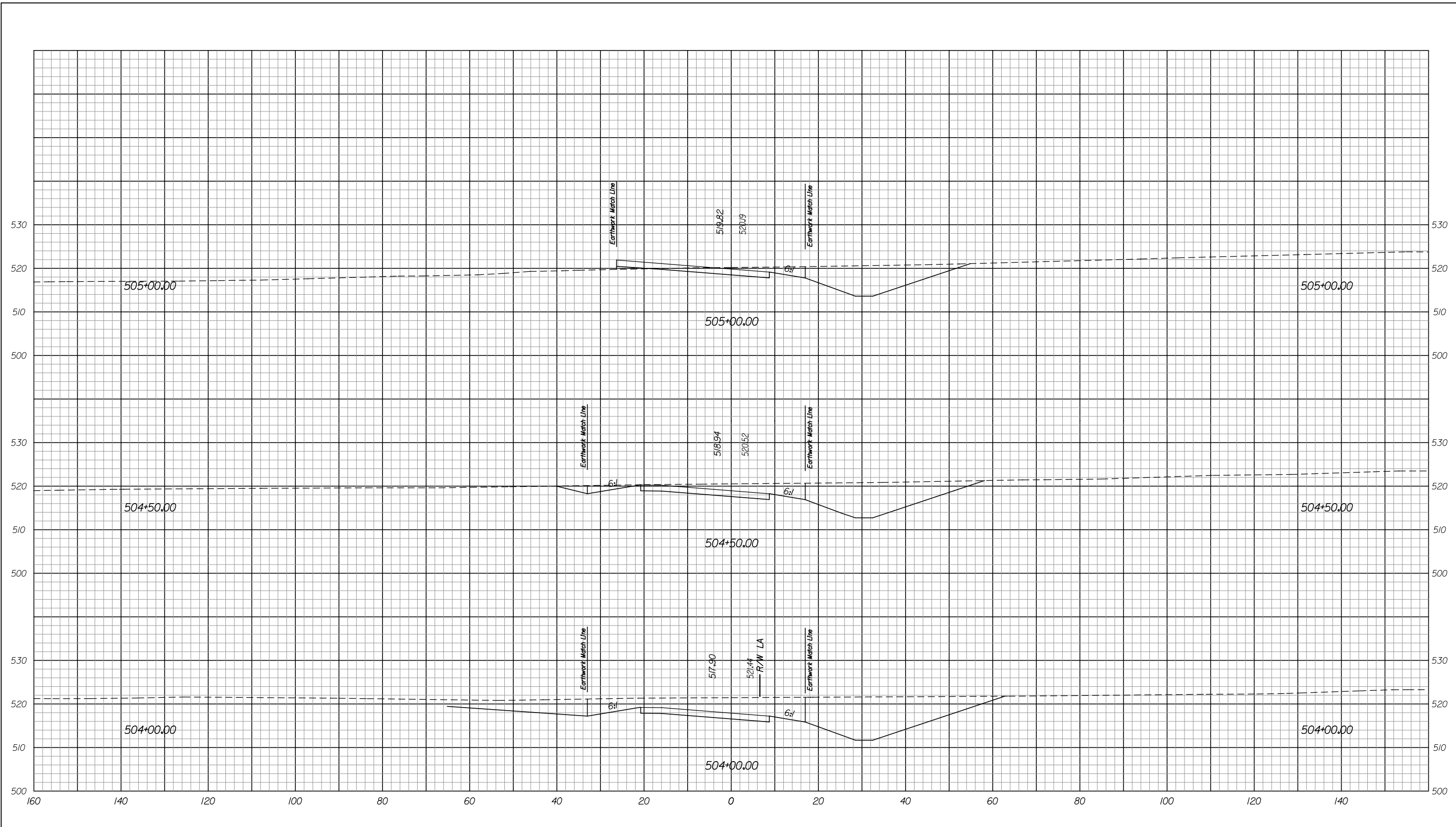


10/20/2021 10:45:43 AM
 c:\temp\ams0823\Excel\F5001.dgn

RECOMMENDED FOR APPROVAL _____	
DESIGNED: XXX	DRAWN: XXX
CHECKED: XXX	CHECKED: XXX

INDIANA
 DEPARTMENT OF TRANSPORTATION
 CROSS SECTIONS
 RAMP "R-5"
 STA. 502+50.00 TO 503+50.00

HORIZONTAL SCALE 1" = 10'	BRIDGE FILE XXX
VERTICAL SCALE 1" = 10'	DESIGNATION XXX
SURVEY BOOK XXX	DWG. NO. XS-2
CONTRACT XXX	SHEET NO. 2 of
	PROJECT

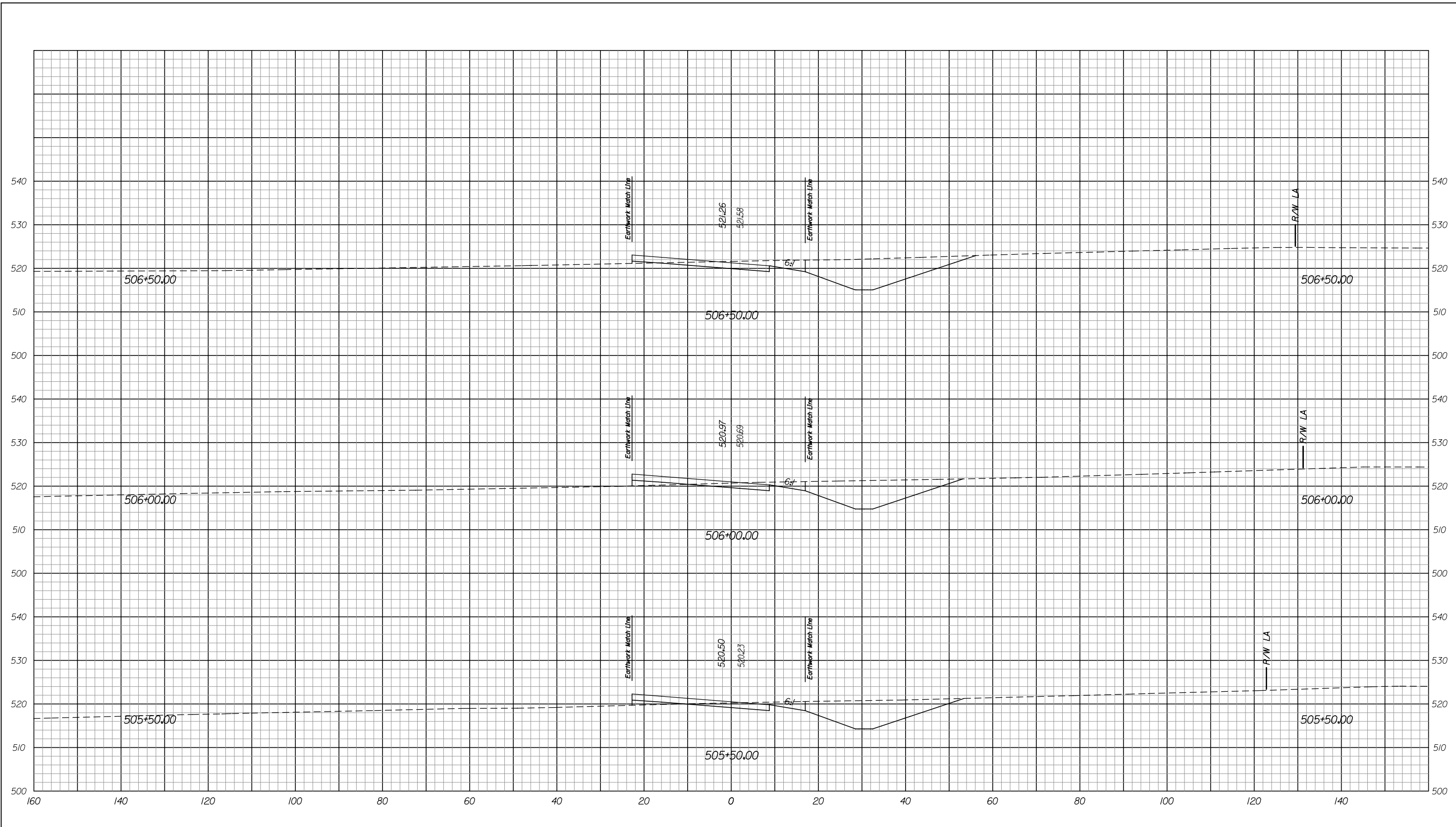


10/20/2021 10:49:44 AM
 c:\temp\ams0823\EX1\PS001.dgn

RECOMMENDED FOR APPROVAL _____		DESIGN ENGINEER _____	DATE _____
DESIGNED: XXX	DRAWN: XXX		
CHECKED: XXX	CHECKED: XXX		

INDIANA
 DEPARTMENT OF TRANSPORTATION
 CROSS SECTIONS
 RAMP "R-5"
 STA. 504+00.00 TO 505+00.00

HORIZONTAL SCALE 1" = 10'	BRIDGE FILE XXX	
VERTICAL SCALE 1" = 10'	DESIGNATION XXX	
SURVEY BOOK XXX	DWG. NO. XS-3	SHEET NO. 3 of 3
CONTRACT XXX	PROJECT	

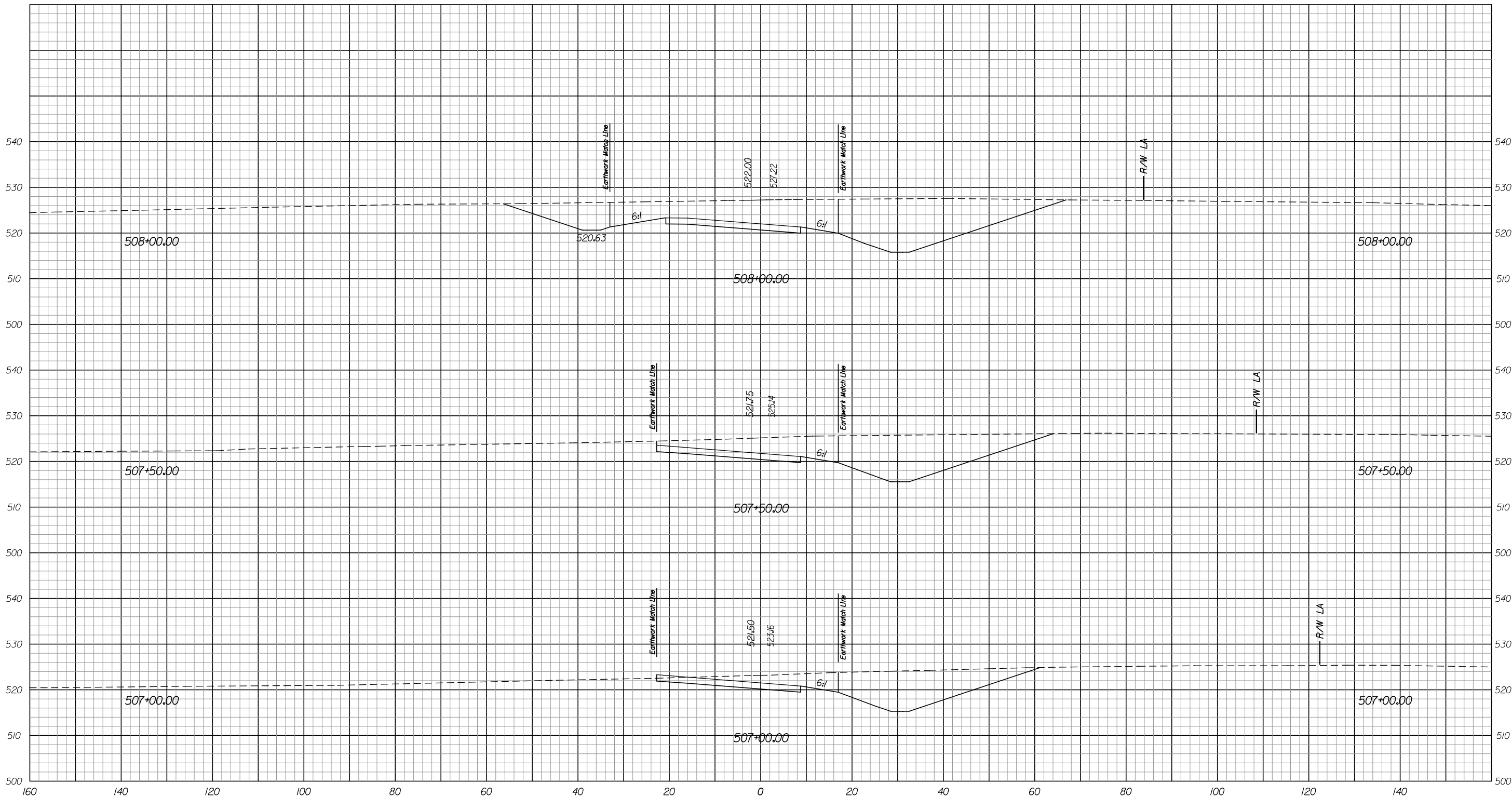


10/20/2021 10:45:45 AM
 c:\temp\ams0823\Excel\F5001.dgn

RECOMMENDED FOR APPROVAL _____		DESIGN ENGINEER _____	DATE _____
DESIGNED: XXX	DRAWN: XXX	CHECKED: XXX	CHECKED: XXX

INDIANA
 DEPARTMENT OF TRANSPORTATION
 CROSS SECTIONS
 RAMP "R-5"
 STA. 505+50.00 TO 506+50.00

HORIZONTAL SCALE 1" = 10'	BRIDGE FILE XXX	
VERTICAL SCALE 1" = 10'	DESIGNATION XXX	
SURVEY BOOK XXX	DWG. NO. XS-4	SHEET NO. 4 of 4
CONTRACT XXX	PROJECT	

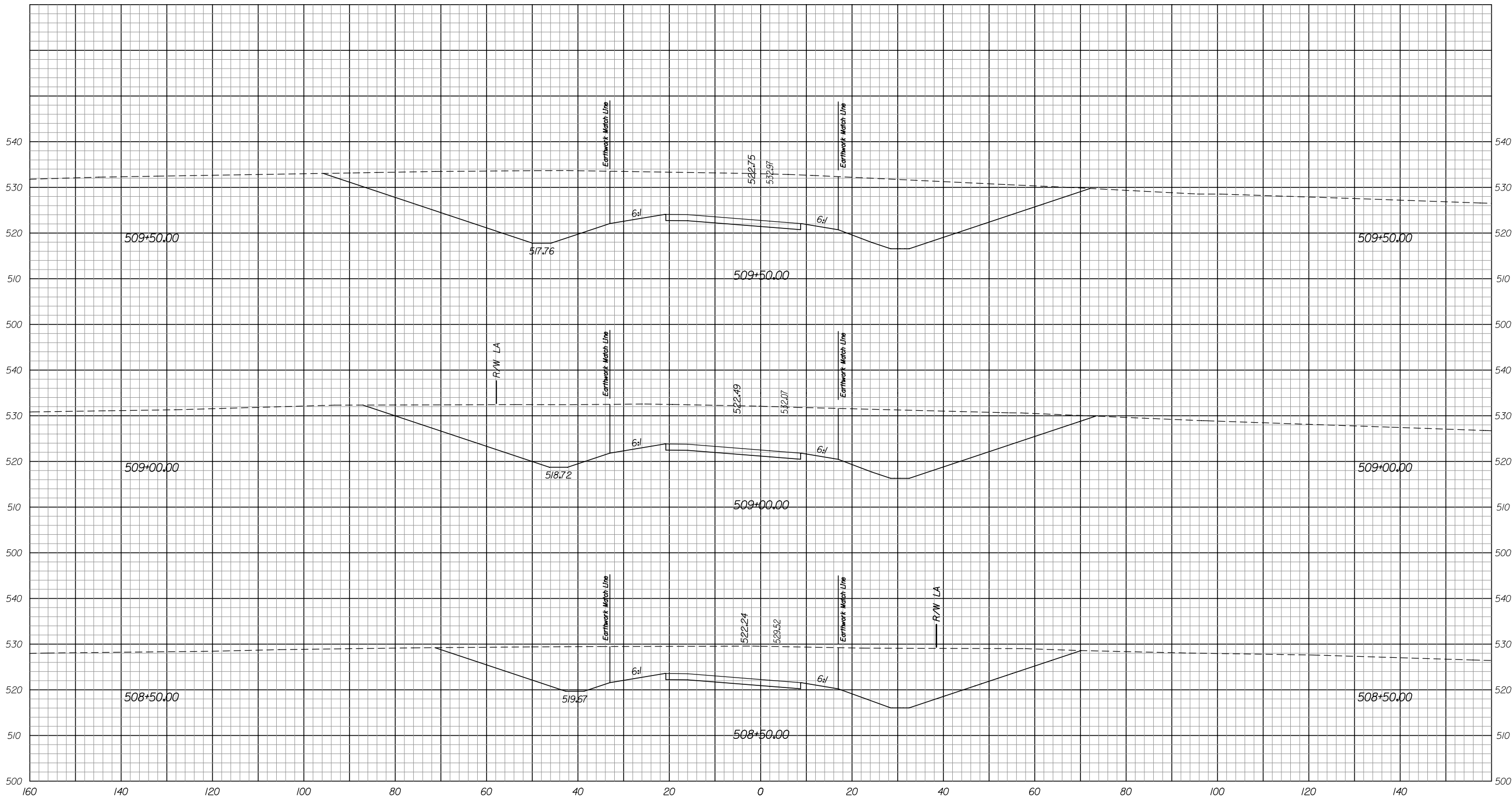


10/20/2021 10:49:46 AM
 c:\temp\ams0823\Excel\F5001.dgn

RECOMMENDED FOR APPROVAL _____		DESIGN ENGINEER _____	DATE _____
DESIGNED: XXX	DRAWN: XXX		
CHECKED: XXX	CHECKED: XXX		

INDIANA
 DEPARTMENT OF TRANSPORTATION
 CROSS SECTIONS
 RAMP "R-5"
 STA. 507+00.00 TO 508+00.00

HORIZONTAL SCALE 1" = 10'	BRIDGE FILE XXX	
VERTICAL SCALE 1" = 10'	DESIGNATION XXX	
SURVEY BOOK XXX	DWG. NO. XS-5	SHEET NO. 5 of
CONTRACT XXX	PROJECT	

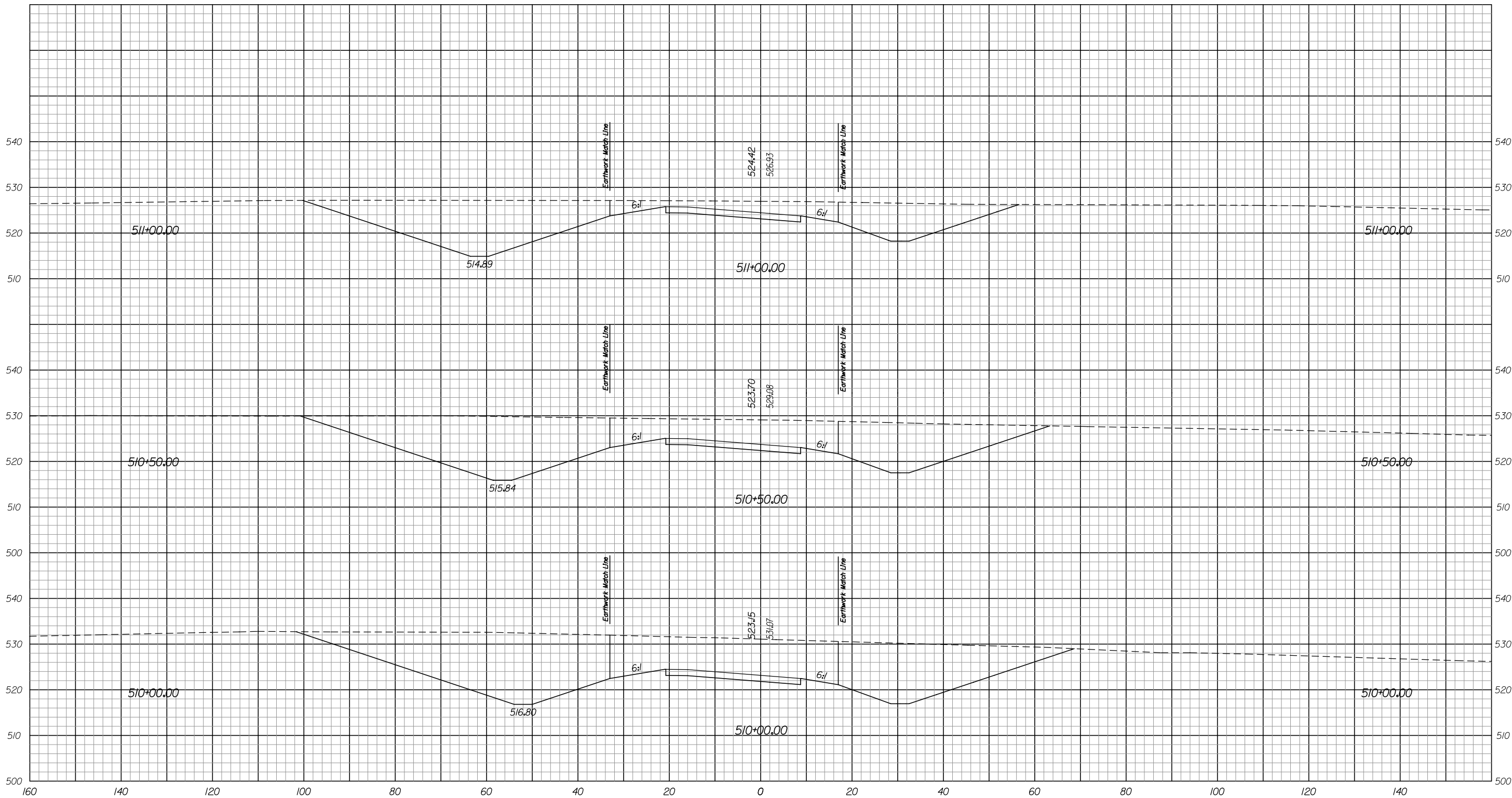


10/20/2021 10:47 AM
 c:\temp\ams0823\Excel\PS001.dgn

RECOMMENDED FOR APPROVAL _____		DESIGN ENGINEER _____ DATE _____	
DESIGNED: XXX	DRAWN: XXX	CHECKED: XXX	CHECKED: XXX

INDIANA
 DEPARTMENT OF TRANSPORTATION
 CROSS SECTIONS
 RAMP "IR-5"
 STA. 508+50.00 TO 509+50.00

HORIZONTAL SCALE 1" = 10'	BRIDGE FILE XXX	
VERTICAL SCALE 1" = 10'	DESIGNATION XXX	
SURVEY BOOK XXX	DWG. NO. XS-6	SHEET NO. 6 of
CONTRACT XXX	PROJECT	

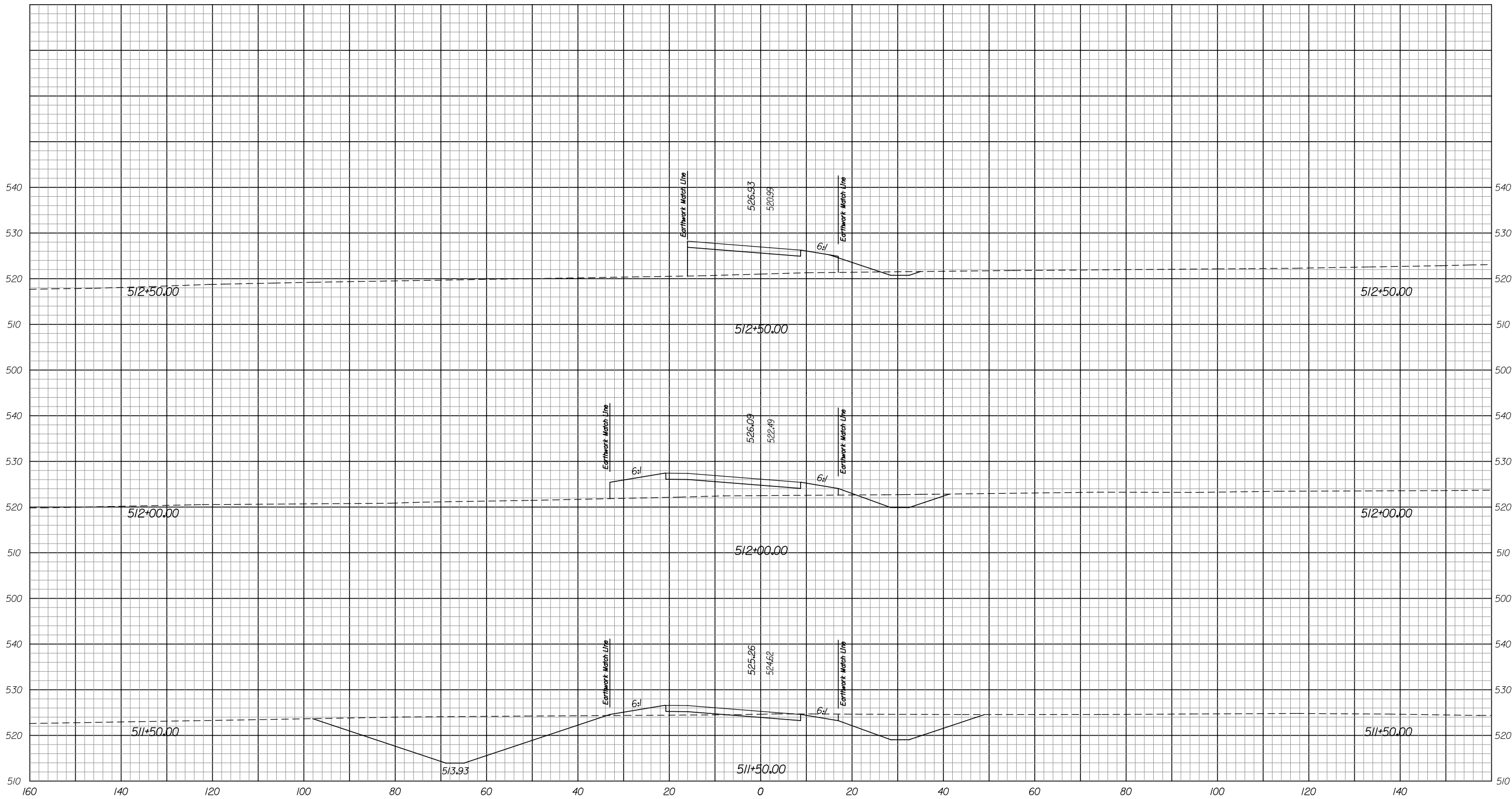


10/20/2021 10:49:47 AM
 c:\temp\ams0823\Excel\F5001.dgn

RECOMMENDED FOR APPROVAL _____
 DESIGN ENGINEER DATE
 DESIGNED: XXX DRAWN: XXX
 CHECKED: XXX CHECKED: XXX

INDIANA
 DEPARTMENT OF TRANSPORTATION
 CROSS SECTIONS
 RAMP "R-5"
 STA. 510+00.00 TO 511+00.00

HORIZONTAL SCALE 1" = 10'	BRIDGE FILE XXX	
VERTICAL SCALE 1" = 10'	DESIGNATION XXX	
SURVEY BOOK XXX	DWG. NO. XS-7	SHEET NO. 7 of
CONTRACT XXX	PROJECT	

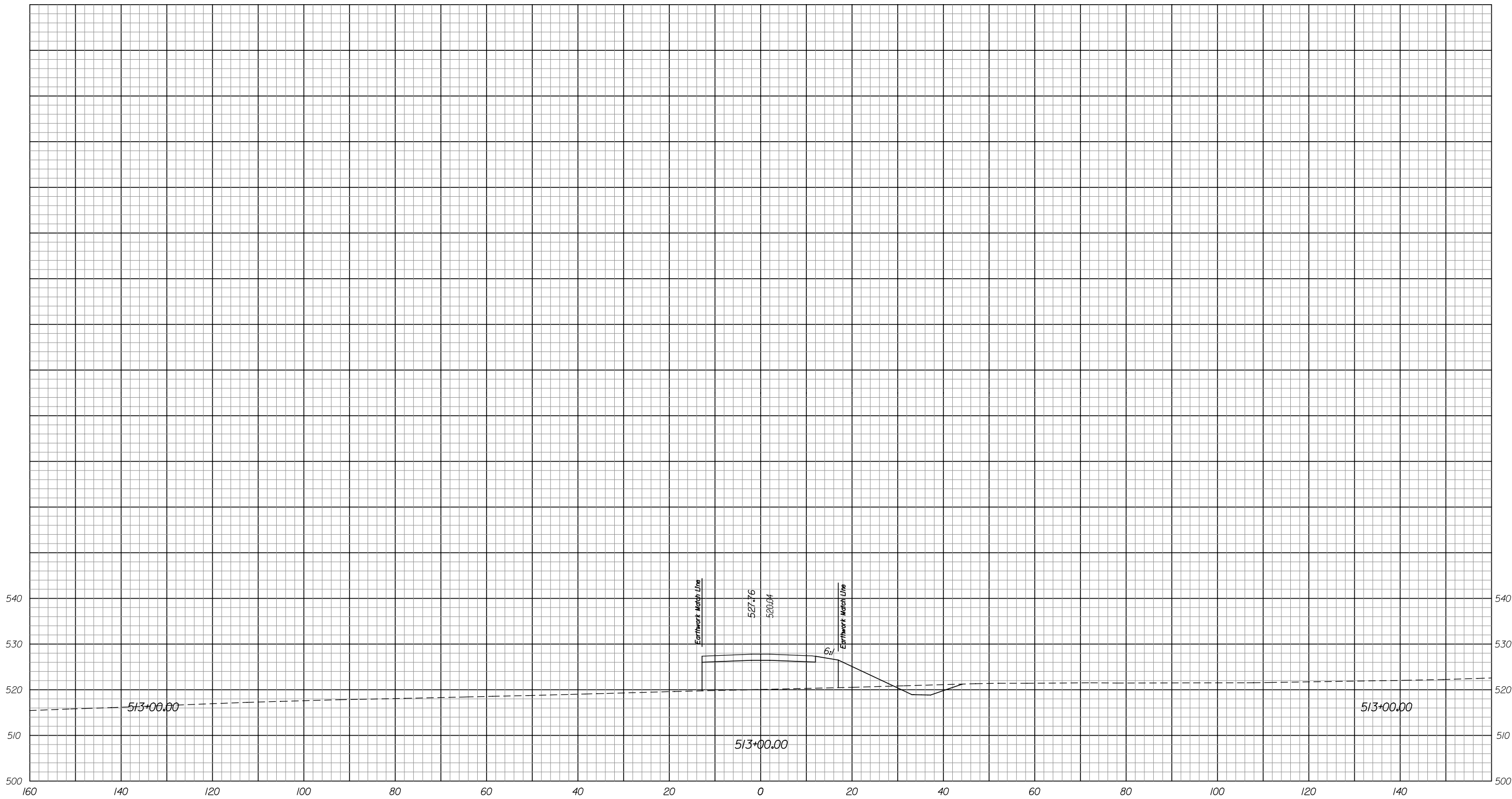


10/20/2021 10:48 AM
 c:\temp\ams0823\EX1\F5001.dgn

RECOMMENDED FOR APPROVAL _____		DESIGN ENGINEER _____	DATE _____
DESIGNED: XXX	DRAWN: XXX	CHECKED: XXX	CHECKED: XXX

INDIANA
 DEPARTMENT OF TRANSPORTATION
 CROSS SECTIONS
 RAMP "R-5"
 STA. 511+50.00 TO 512+50.00

HORIZONTAL SCALE 1" = 10'	BRIDGE FILE XXX	
VERTICAL SCALE 1" = 10'	DESIGNATION XXX	
SURVEY BOOK XXX	DWG. NO. XS-8	SHEET NO. 8 of
CONTRACT XXX	PROJECT	

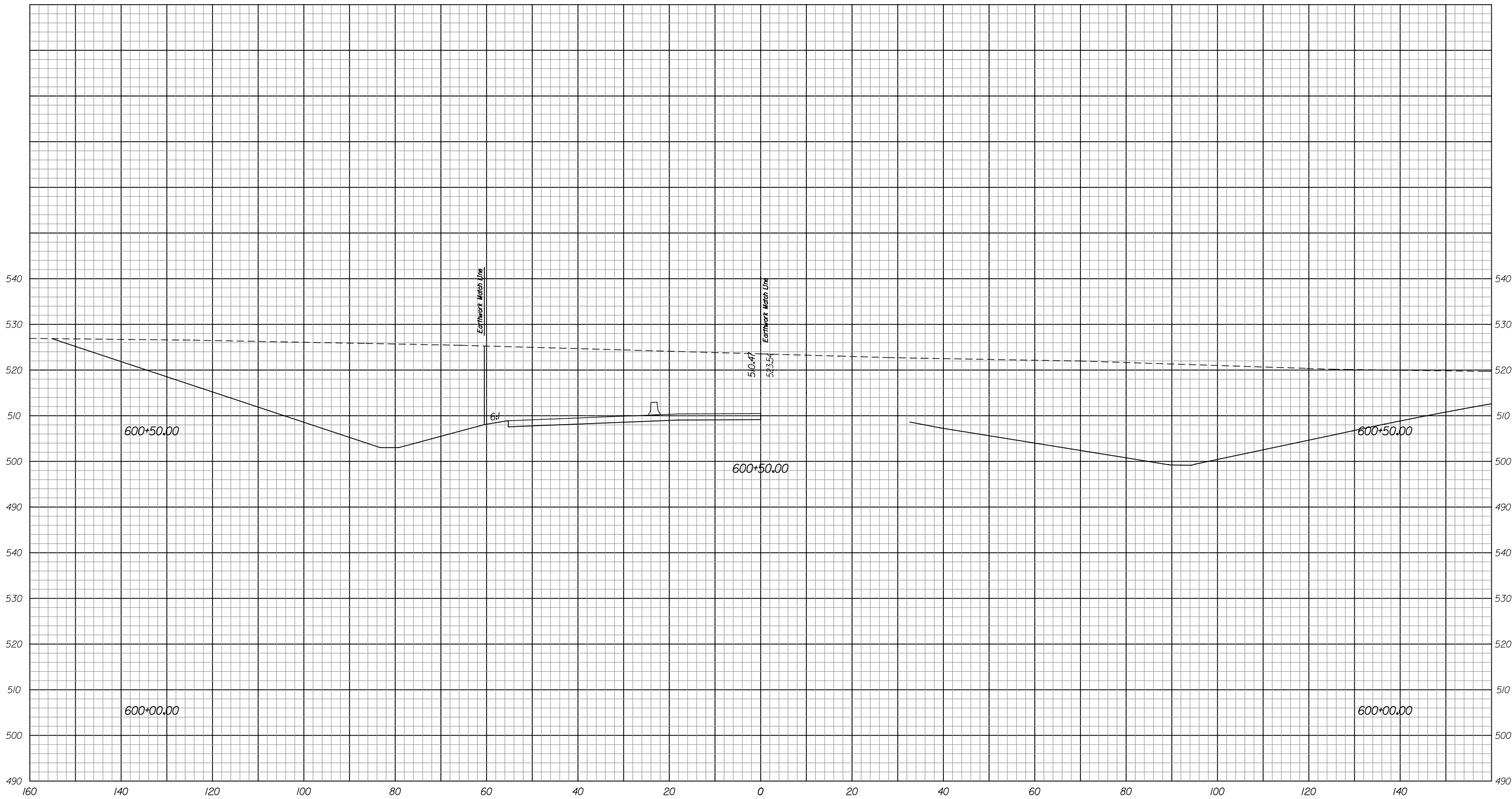


10/20/2021 10:49:49 AM
 c:\temp\ams0823\Excel\F5001.dgn

RECOMMENDED FOR APPROVAL _____	
DESIGN ENGINEER	DATE
DESIGNED: XXX	DRAWN: XXX
CHECKED: XXX	CHECKED: XXX

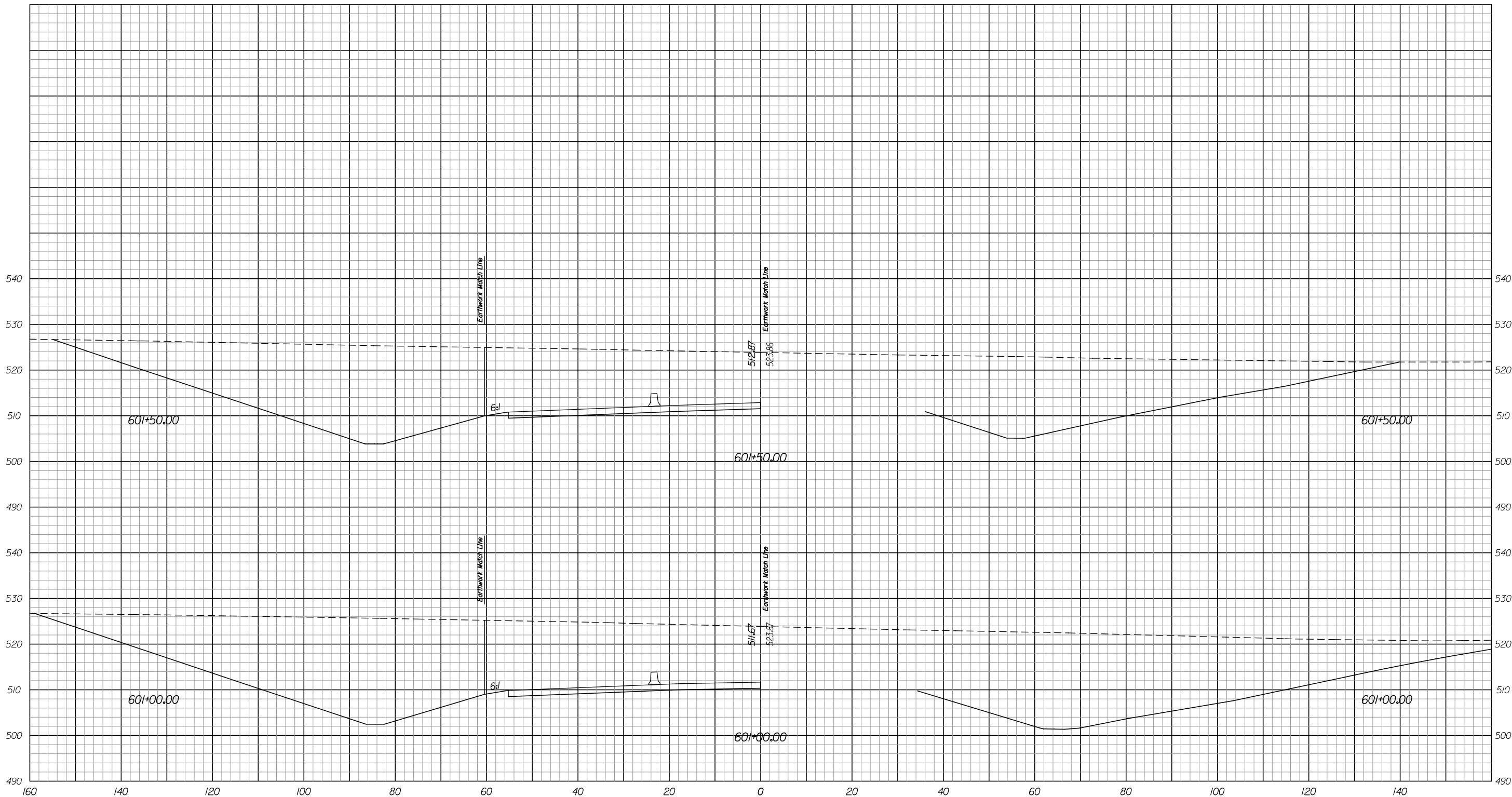
INDIANA
 DEPARTMENT OF TRANSPORTATION
 CROSS SECTIONS
 RAMP "R-5"
 STA. 513+00.00 TO 513+00.00

HORIZONTAL SCALE 1" = 10'	BRIDGE FILE XXX	
VERTICAL SCALE 1" = 10'	DESIGNATION XXX	
SURVEY BOOK XXX	DWG. NO. XS-9	SHEET NO. 9 of
CONTRACT XXX	PROJECT	



10/20/2021 10:23:32 AM
 c:\temp\ams0823\E\166001.dgn

	RECOMMENDED FOR APPROVAL _____ DESIGN ENGINEER DATE	INDIANA DEPARTMENT OF TRANSPORTATION	HORIZONTAL SCALE 1" = 10'	BRIDGE FILE XXX
	DESIGNED: XXX DRAWN: XXX CHECKED: XXX CHECKED: XXX	CROSS SECTIONS RAMP "IR-6" STA. 600+00.00 TO 600+50.00	VERTICAL SCALE 1" = 10'	DESIGNATION XXX
			SURVEY BOOK XXX	DWG. NO. XS-1
			CONTRACT XXX	SHEET NO. 1 of PROJECT

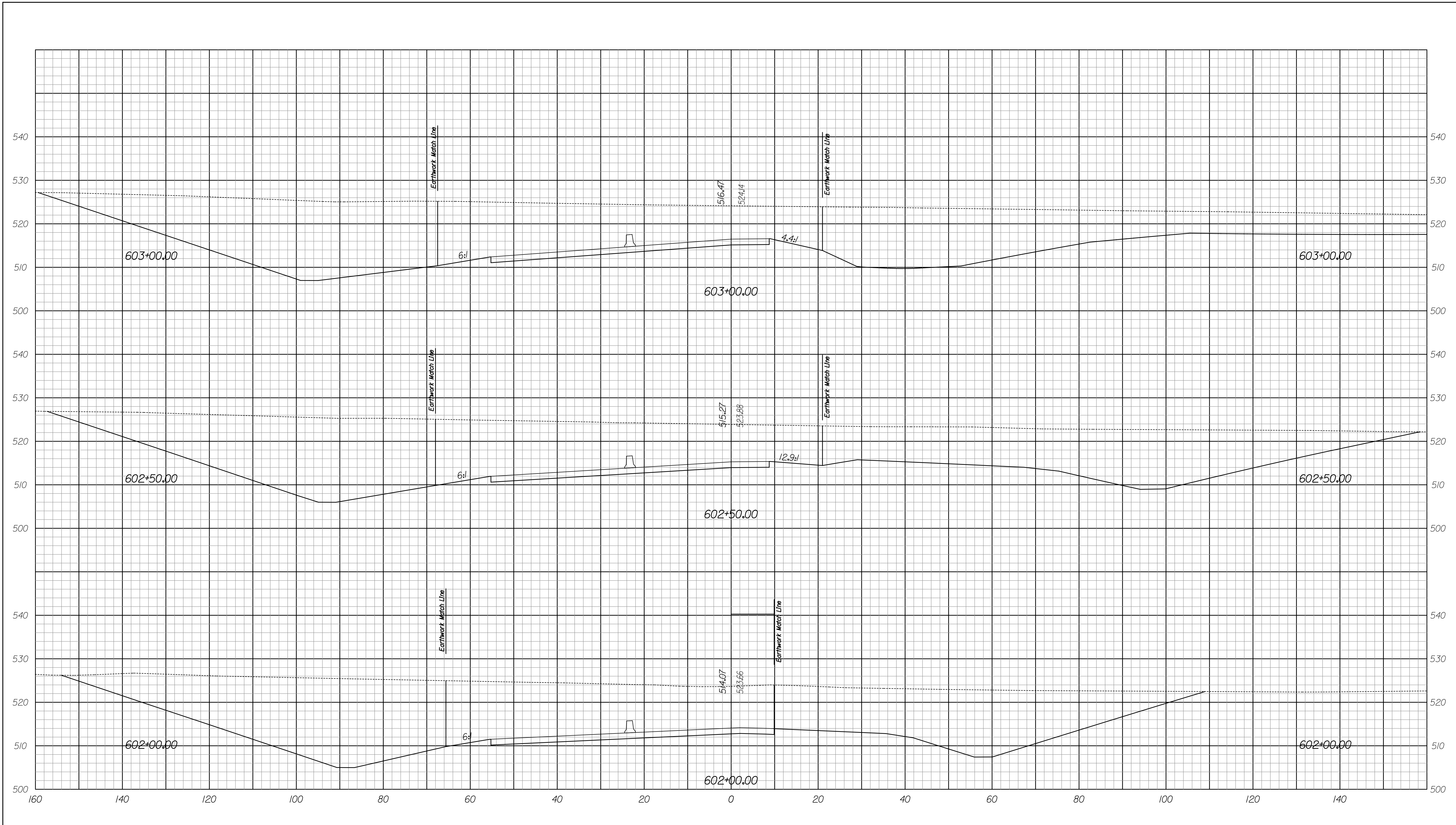


10/20/2021 10:23:33 AM
 c:\temp\ams0823\E:\166001.dgn

RECOMMENDED FOR APPROVAL _____		DESIGN ENGINEER _____ DATE _____	
DESIGNED: XXX	DRAWN: XXX	CHECKED: XXX	CHECKED: XXX

INDIANA
 DEPARTMENT OF TRANSPORTATION
 CROSS SECTIONS
 RAMP "IR-6"
 STA. 60I+00.00 TO 60I+50.00

HORIZONTAL SCALE 1" = 10'	BRIDGE FILE XXX	
VERTICAL SCALE 1" = 10'	DESIGNATION XXX	
SURVEY BOOK XXX	DWG. NO. XS-2	SHEET NO. 2 of 2
CONTRACT XXX	PROJECT	

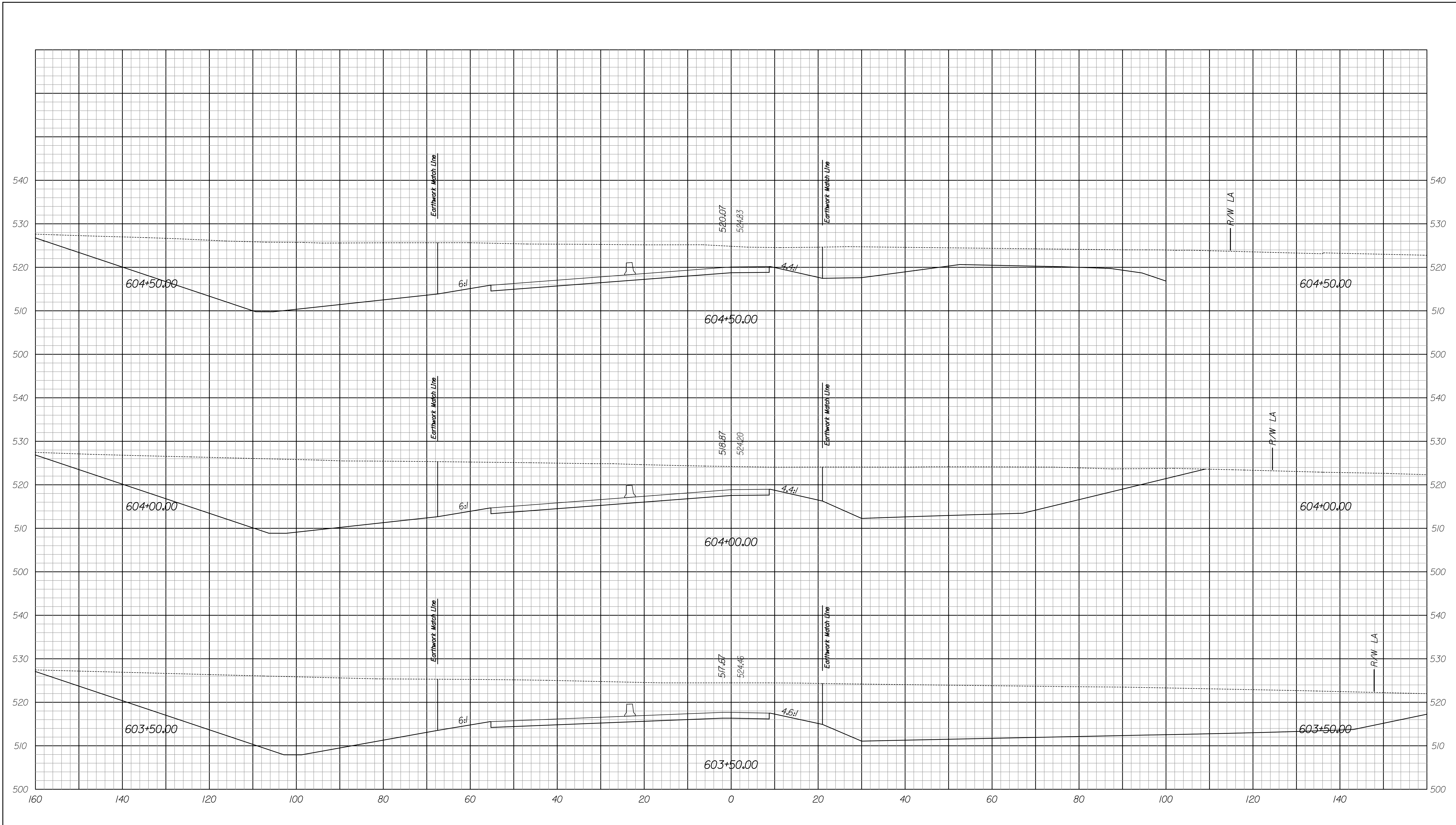


12/30/2011 2:55:53 PM
 G:\Temp\jms8823\Excel\6001.dgn

RECOMMENDED FOR APPROVAL _____	
DESIGNED: XXX	DRAWN: XXX
CHECKED: XXX	CHECKED: XXX

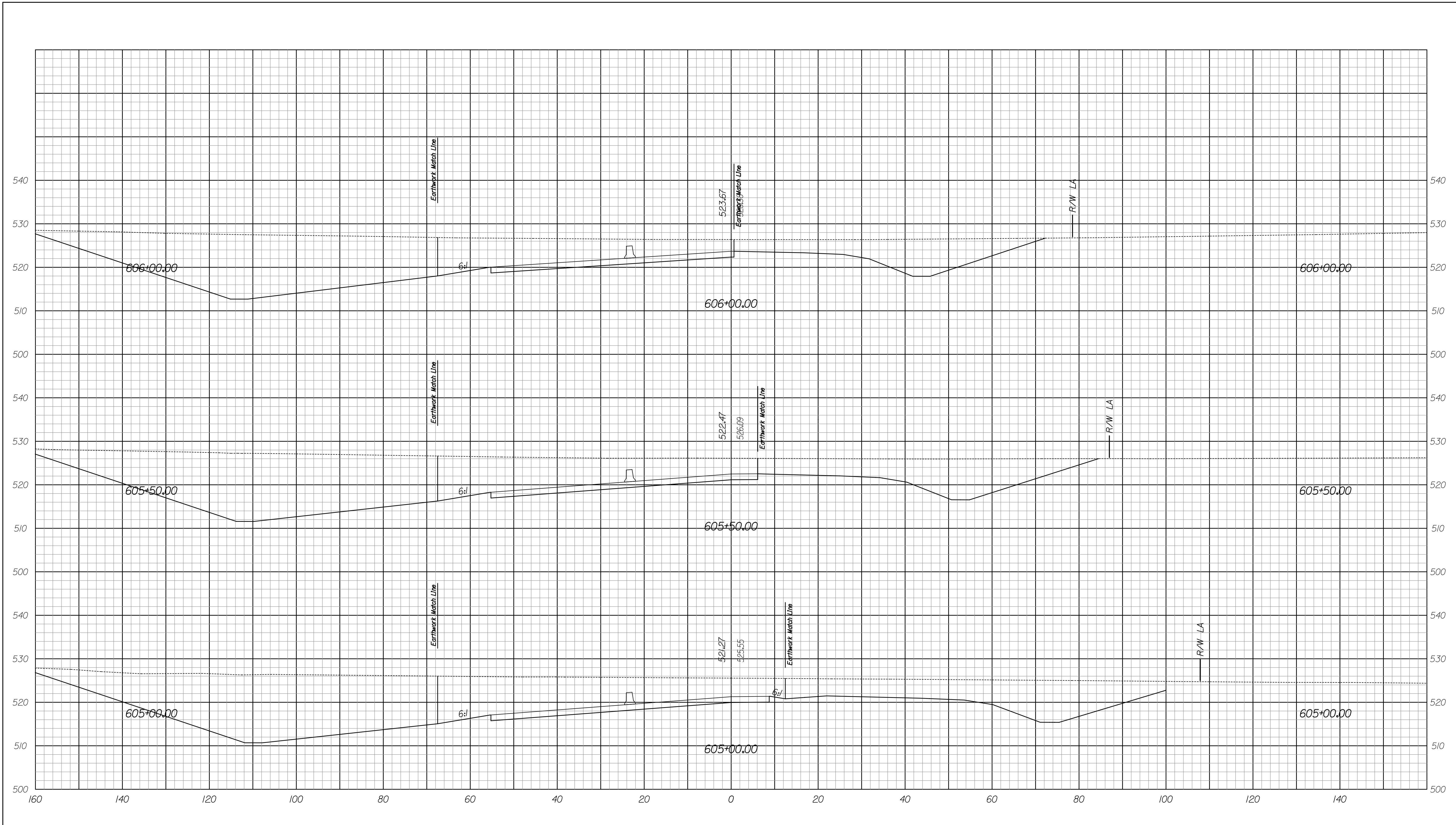
INDIANA
 DEPARTMENT OF TRANSPORTATION
 CROSS SECTIONS
 RAMP "IR-6"
 STA. 602+00.00 TO 603+00.00

HORIZONTAL SCALE 1" = 10'	BRIDGE FILE XXX	
VERTICAL SCALE 1" = 10'	DESIGNATION XXX	
SURVEY BOOK XXX	DWG. NO. XS-3	SHEET NO. 3 of
CONTRACT XXX	PROJECT	



12/30/2011 2:56:19 PM
 c:\temp\dms0823\Exelr6001.dgn

	RECOMMENDED FOR APPROVAL _____ DESIGN ENGINEER DATE	INDIANA DEPARTMENT OF TRANSPORTATION CROSS SECTIONS RAMP "IR-6" STA. 603+50.00 TO 604+50.00	HORIZONTAL SCALE 1" = 10' VERTICAL SCALE 1" = 10'	BRIDGE FILE XXX DESIGNATION XXX
	DESIGNED: XXX CHECKED: XXX	DRAWN: XXX CHECKED: XXX	SURVEY BOOK XXX	DWG. NO. XS-4 CONTRACT XXX
			SHEET NO. 4 of	PROJECT



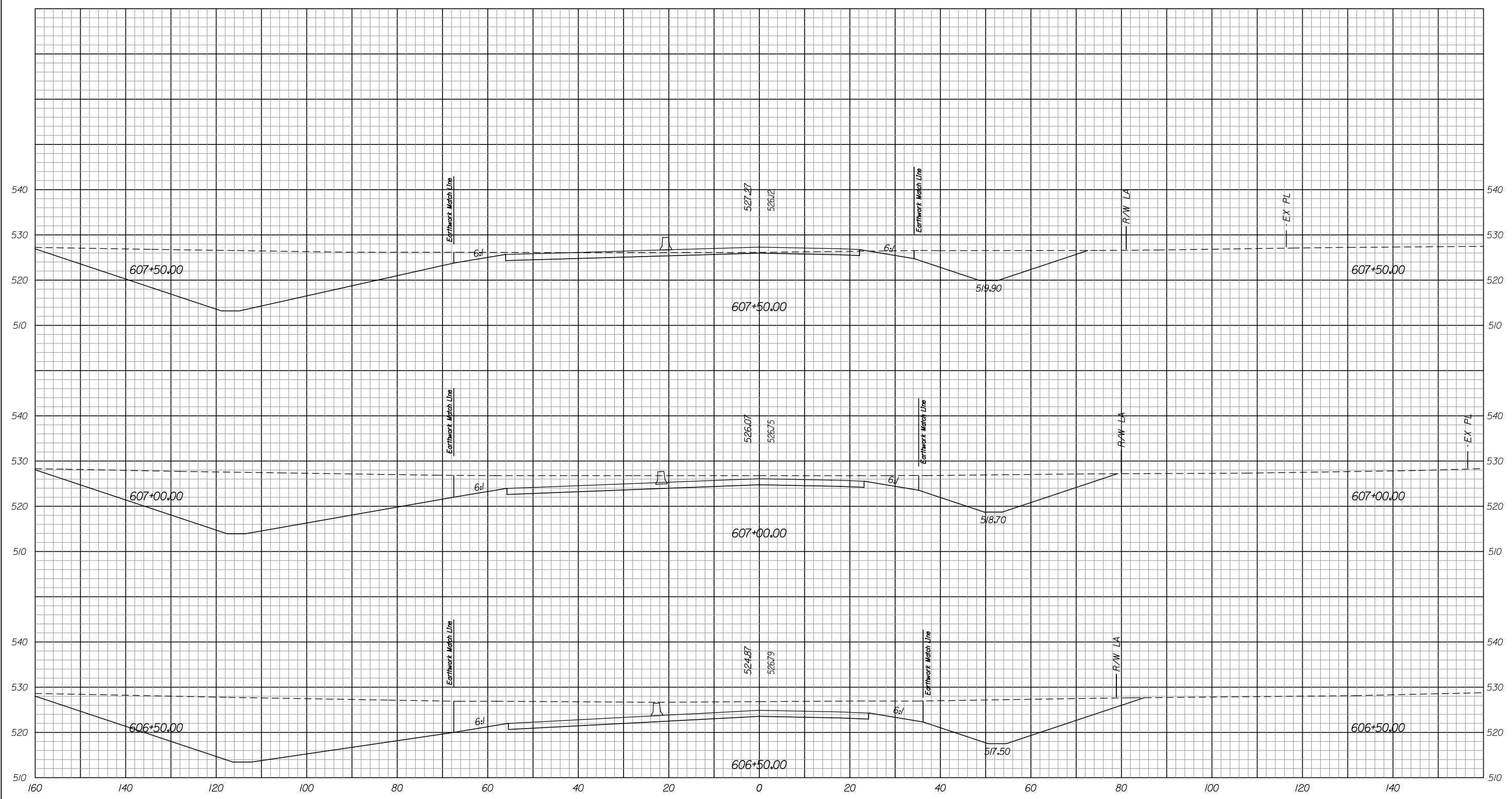
12/30/2011 2:56:39 PM
 G:\Temp\Drawings\B23\Exhibit6001.dgn

RECOMMENDED FOR APPROVAL _____	
DESIGNED: XXX	DRAWN: XXX
CHECKED: XXX	CHECKED: XXX

INDIANA
 DEPARTMENT OF TRANSPORTATION
 CROSS SECTIONS
 RAMP "IR-6"
 STA. 605+00.00 TO 606+00.00

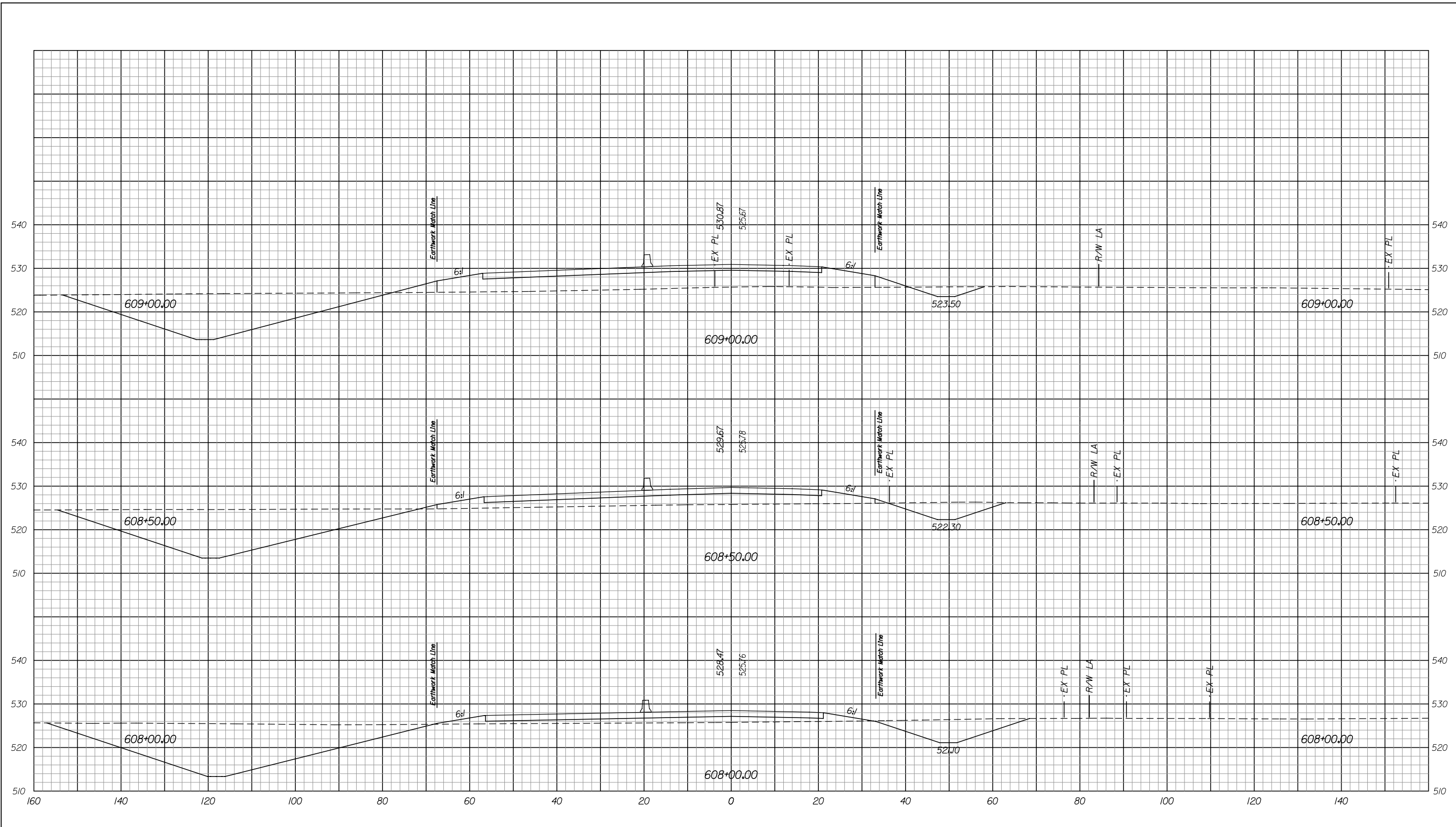
HORIZONTAL SCALE 1" = 10'	BRIDGE FILE XXX
VERTICAL SCALE 1" = 10'	DESIGNATION XXX
SURVEY BOOK XXX	DWG. NO. XS-5
CONTRACT XXX	SHEET NO. 5 of PROJECT

10/20/2021 10:23:37 AM
 c:\temp\ams0823\EX1\I6001.dgn



	RECOMMENDED FOR APPROVAL _____ DESIGN ENGINEER DATE	INDIANA DEPARTMENT OF TRANSPORTATION	HORIZONTAL SCALE 1" = 10'	BRIDGE FILE XXX
	DESIGNED: XXX DRAWN: XXX CHECKED: XXX CHECKED: XXX	CROSS SECTIONS RAMP "IR-6" STA. 606+50.00 TO 607+50.00	VERTICAL SCALE 1" = 10'	DESIGNATION XXX
			SURVEY BOOK XXX	DWG. NO. XS-6
			CONTRACT XXX	SHEET NO. 6 of 6 PROJECT

10/20/2021 10:23:38 AM
 c:\temp\ams0823\EX1R600.dgn

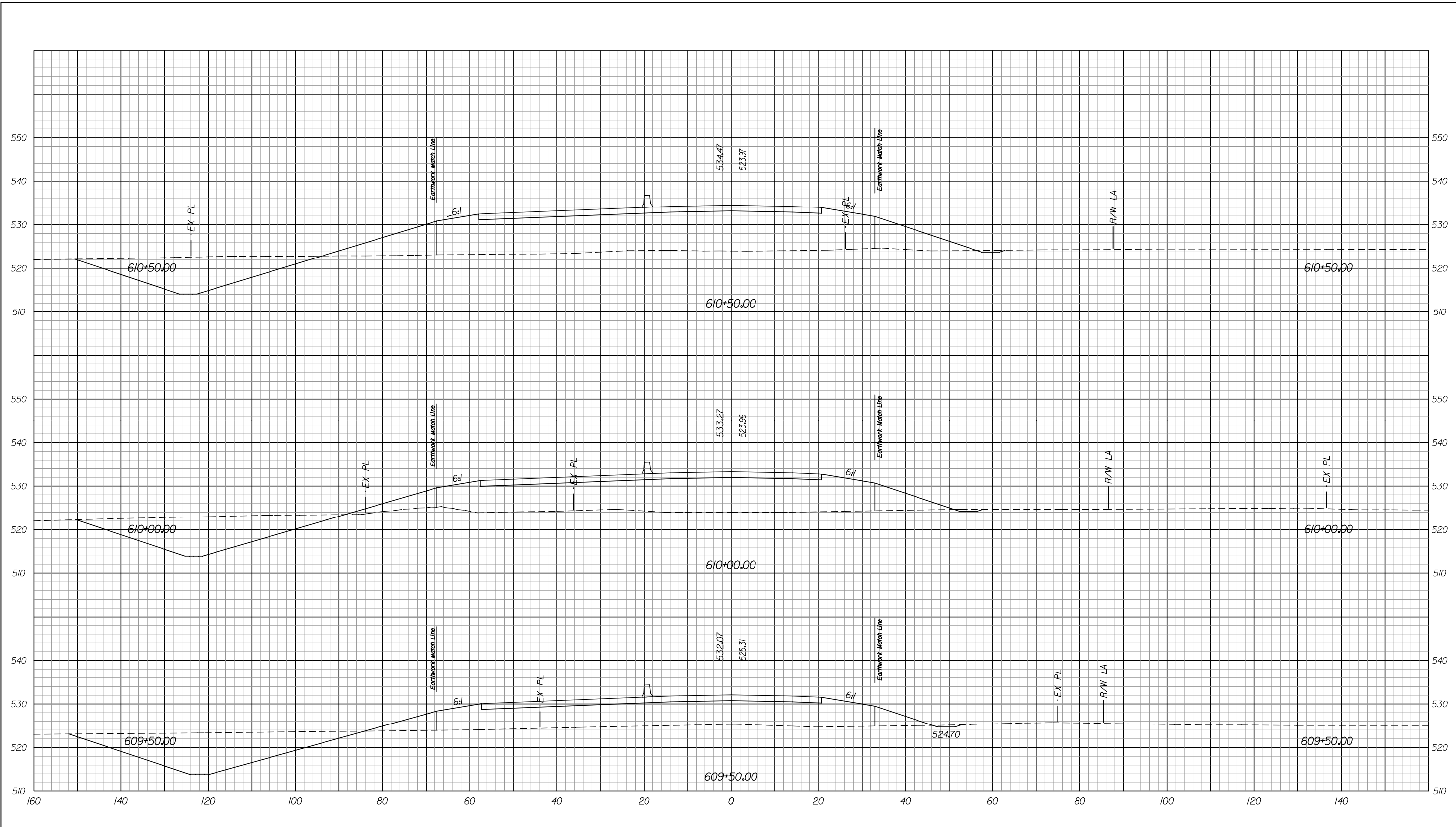


RECOMMENDED FOR APPROVAL _____		DESIGN ENGINEER _____	DATE _____
DESIGNED: XXX	DRAWN: XXX	CHECKED: XXX	CHECKED: XXX

INDIANA
 DEPARTMENT OF TRANSPORTATION
 CROSS SECTIONS
 RAMP "IR-6"
 STA. 608+00.00 TO 609+00.00

HORIZONTAL SCALE 1" = 10'	BRIDGE FILE XXX	
VERTICAL SCALE 1" = 10'	DESIGNATION XXX	
SURVEY BOOK XXX	DWG. NO. XS-7	SHEET NO. 7 of 7
CONTRACT XXX	PROJECT	

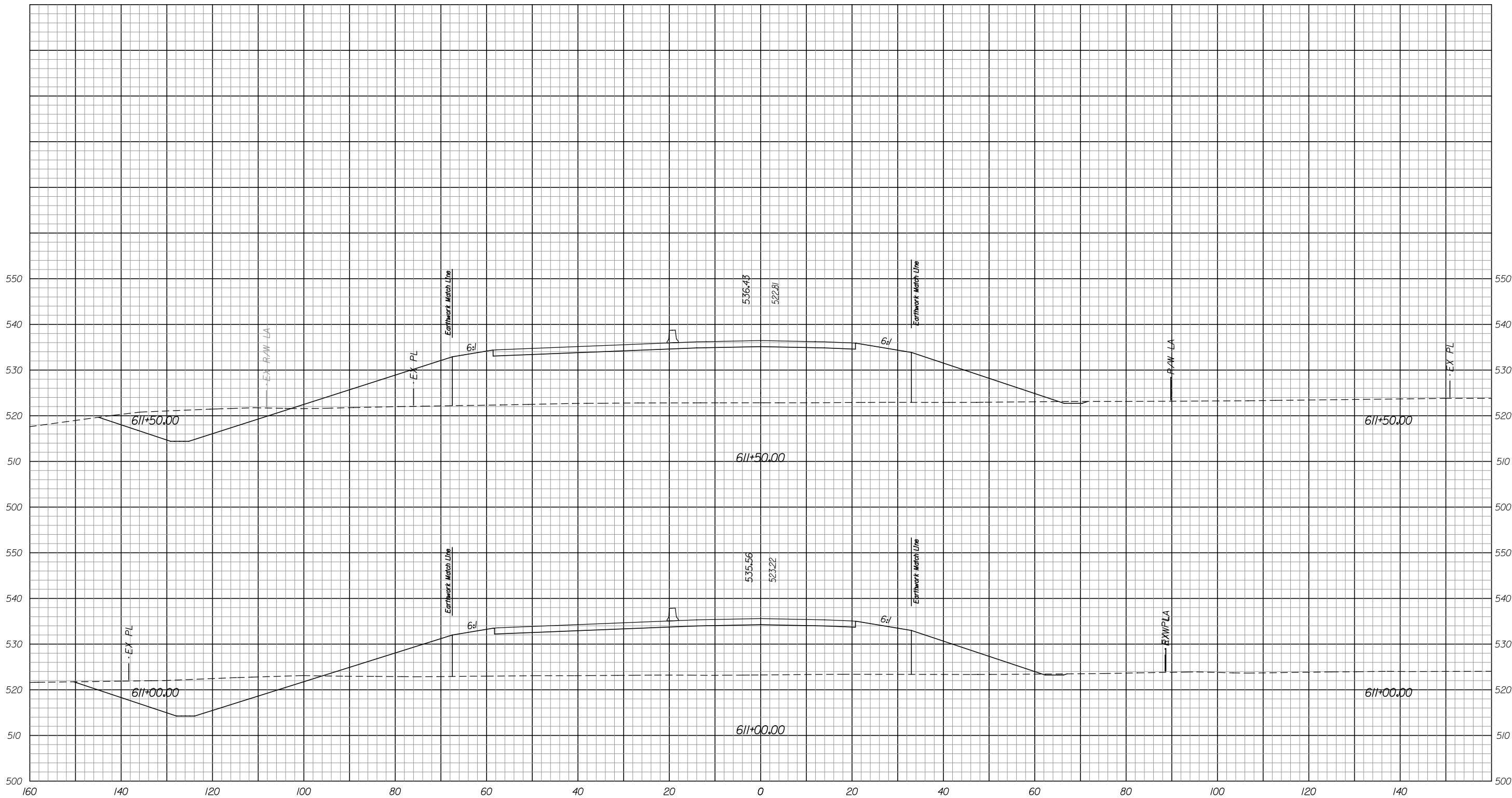
10/20/2021 10:23:39 AM
 c:\temp\ams0823\EXS\IR6001.dgn



RECOMMENDED FOR APPROVAL _____		DESIGN ENGINEER _____	DATE _____
DESIGNED: XXX	DRAWN: XXX		
CHECKED: XXX	CHECKED: XXX		

INDIANA
 DEPARTMENT OF TRANSPORTATION
 CROSS SECTIONS
 RAMP "IR-6"
 STA. 609+50.00 TO 610+50.00

HORIZONTAL SCALE 1" = 10'	BRIDGE FILE XXX	
VERTICAL SCALE 1" = 10'	DESIGNATION XXX	
SURVEY BOOK XXX	DWG. NO. XS-B	SHEET NO. B of
CONTRACT XXX	PROJECT	

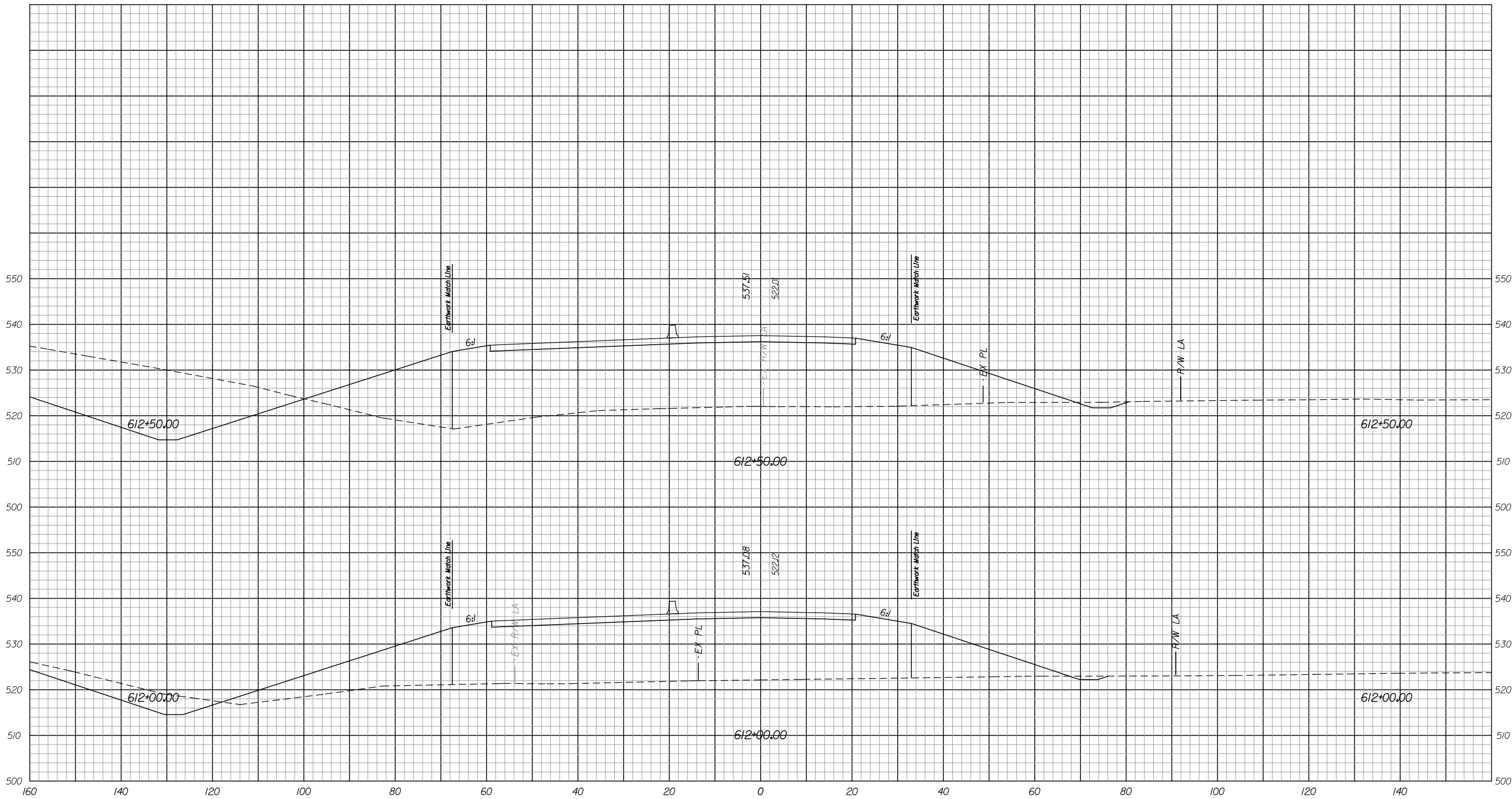


10/20/2021 10:23:40 AM
 c:\temp\ams0823\EX\165001.dgn

RECOMMENDED FOR APPROVAL _____
 DESIGN ENGINEER DATE
 DESIGNED: XXX DRAWN: XXX
 CHECKED: XXX CHECKED: XXX

INDIANA
 DEPARTMENT OF TRANSPORTATION
 CROSS SECTIONS
 RAMP "IR-6"
 STA. 611+00.00 TO 611+50.00

HORIZONTAL SCALE 1" = 10'	BRIDGE FILE XXX	
VERTICAL SCALE 1" = 10'	DESIGNATION XXX	
SURVEY BOOK XXX	DWG. NO. XS-9	SHEET NO. 9 of
CONTRACT XXX	PROJECT	

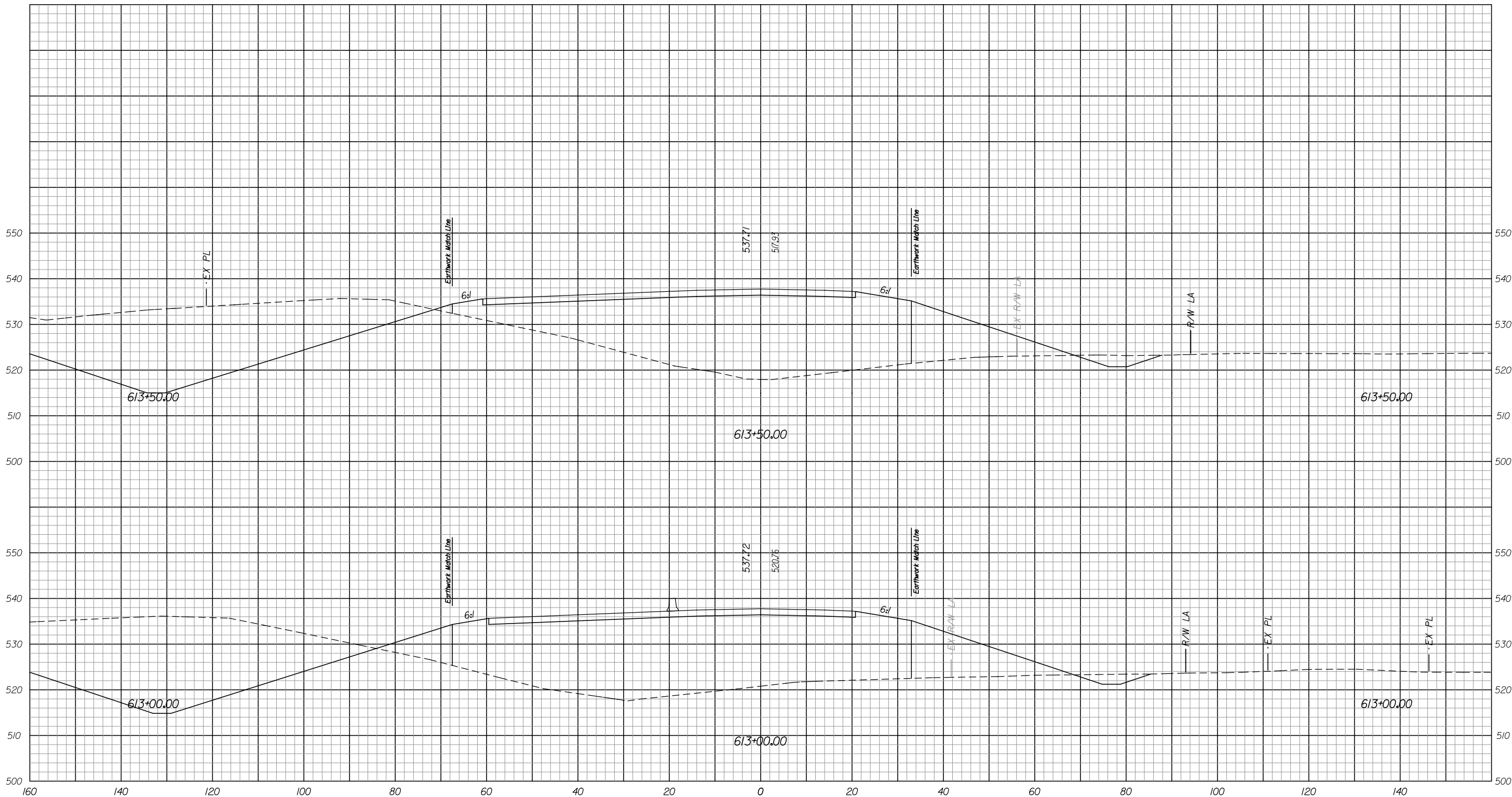


10/20/2021 10:23:40 AM
 c:\temp\ams0823\E\166001.dgn

RECOMMENDED FOR APPROVAL _____
 DESIGN ENGINEER DATE
 DESIGNED: XXX DRAWN: XXX
 CHECKED: XXX CHECKED: XXX

INDIANA
 DEPARTMENT OF TRANSPORTATION
 CROSS SECTIONS
 RAMP "IR-6"
 STA. 612+00.00 TO 612+50.00

HORIZONTAL SCALE 1" = 10'	BRIDGE FILE XXX	
VERTICAL SCALE 1" = 10'	DESIGNATION XXX	
SURVEY BOOK XXX	DWG. NO. XS-10	SHEET NO. 10 of
CONTRACT XXX	PROJECT	

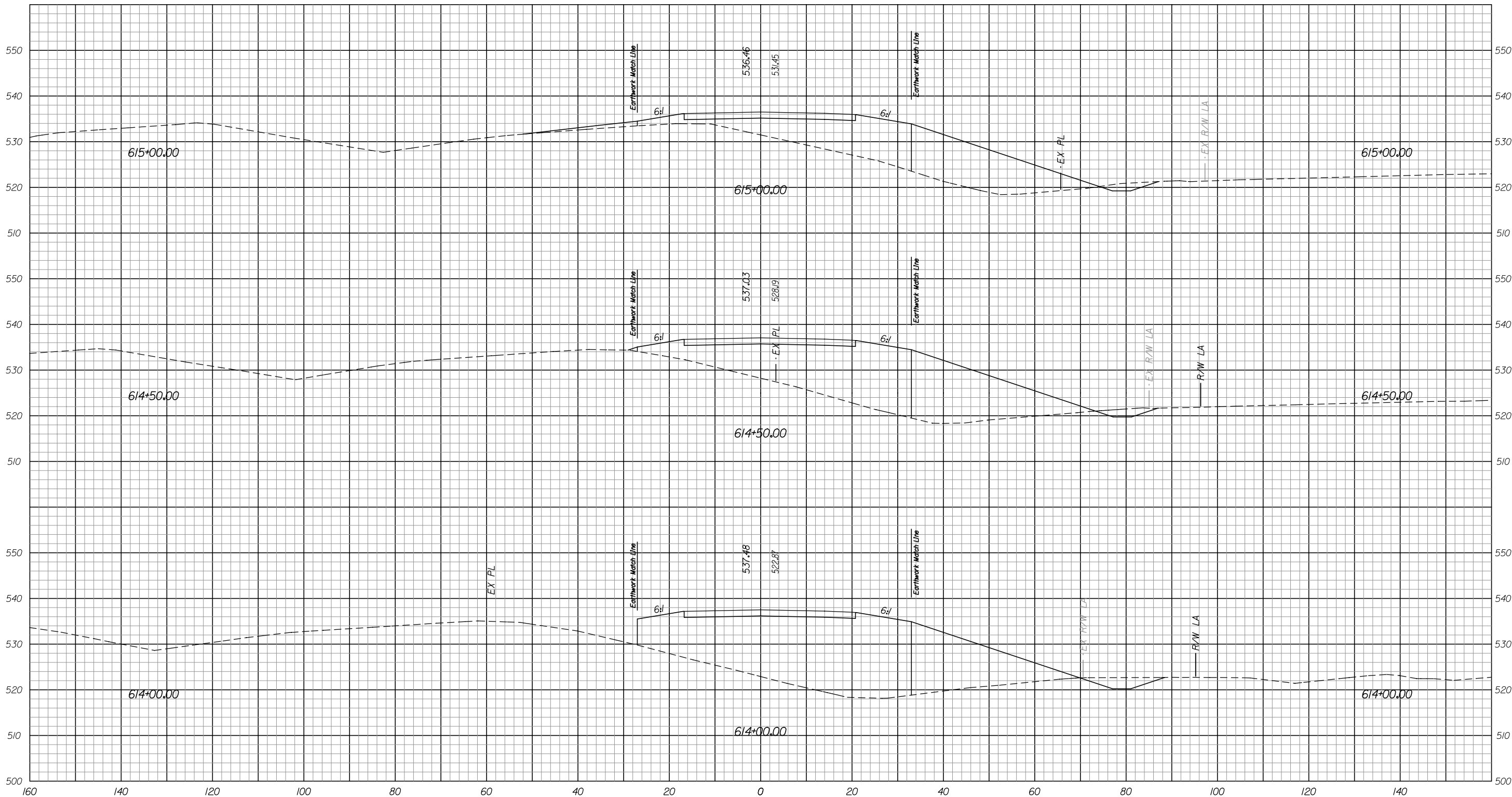


10/20/2021 10:23:41 AM
 c:\temp\ams0823\EX\IR600.dgn

RECOMMENDED FOR APPROVAL _____	
DESIGN ENGINEER	DATE
DESIGNED: XXX	DRAWN: XXX
CHECKED: XXX	CHECKED: XXX

INDIANA
 DEPARTMENT OF TRANSPORTATION
 CROSS SECTIONS
 RAMP "IR-6"
 STA. 613+00.00 TO 613+50.00

HORIZONTAL SCALE 1" = 10'	BRIDGE FILE XXX	
VERTICAL SCALE 1" = 10'	DESIGNATION XXX	
SURVEY BOOK XXX	DWG. NO. XS-II	SHEET NO. II of
CONTRACT XXX	PROJECT	

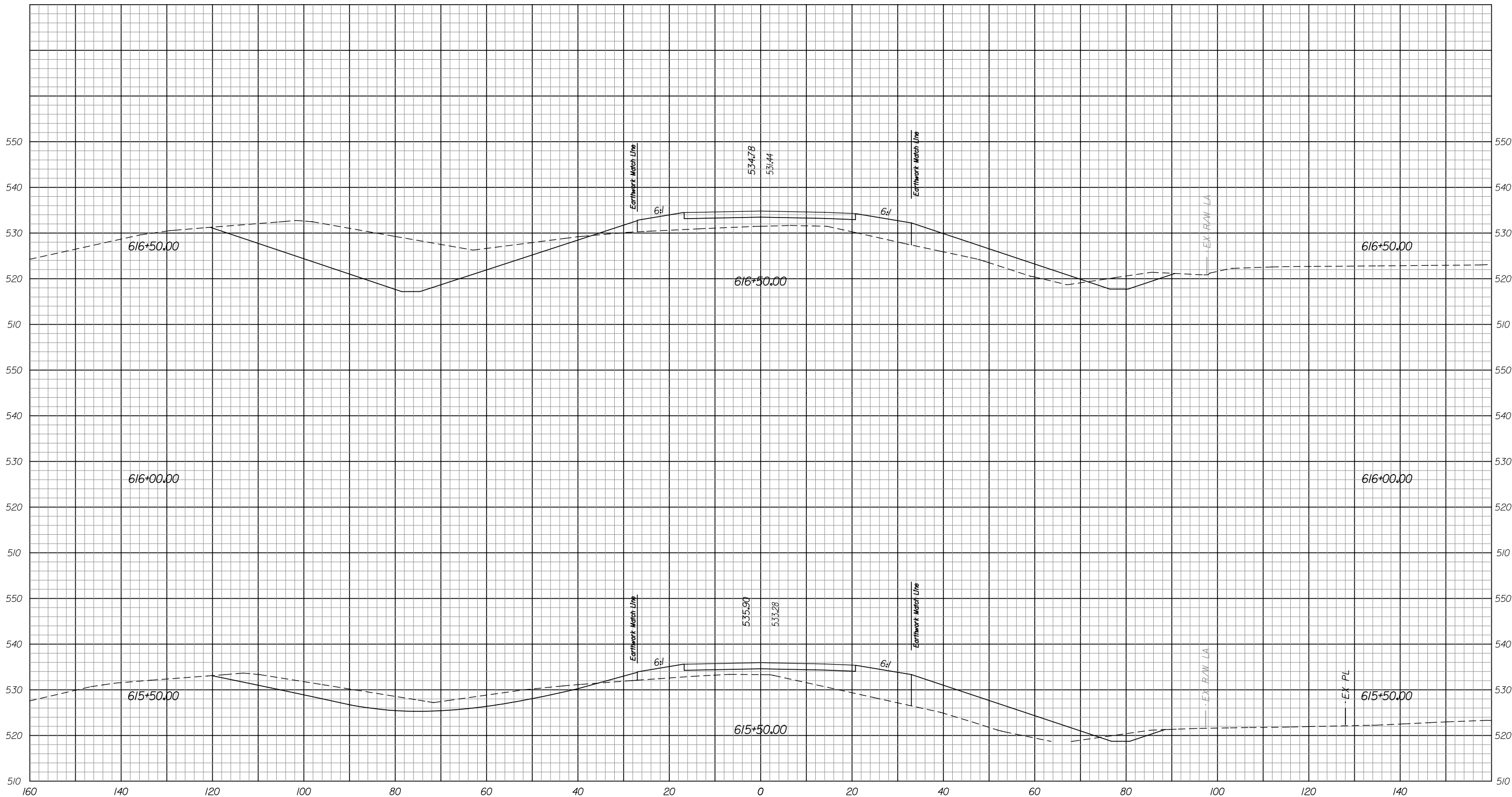


10/20/2021 10:23:42 AM
 c:\temp\ams0823\EX1\R601.dgn

RECOMMENDED FOR APPROVAL _____		DESIGN ENGINEER _____	DATE _____
DESIGNED: XXX	DRAWN: XXX		
CHECKED: XXX	CHECKED: XXX		

INDIANA
 DEPARTMENT OF TRANSPORTATION
 CROSS SECTIONS
 RAMP "IR-6"
 STA. 614+00.00 TO 615+00.00

HORIZONTAL SCALE 1" = 10'	BRIDGE FILE XXX	
VERTICAL SCALE 1" = 10'	DESIGNATION XXX	
SURVEY BOOK XXX	DWG. NO. XS-12	SHEET NO. 12 of
CONTRACT XXX	PROJECT	



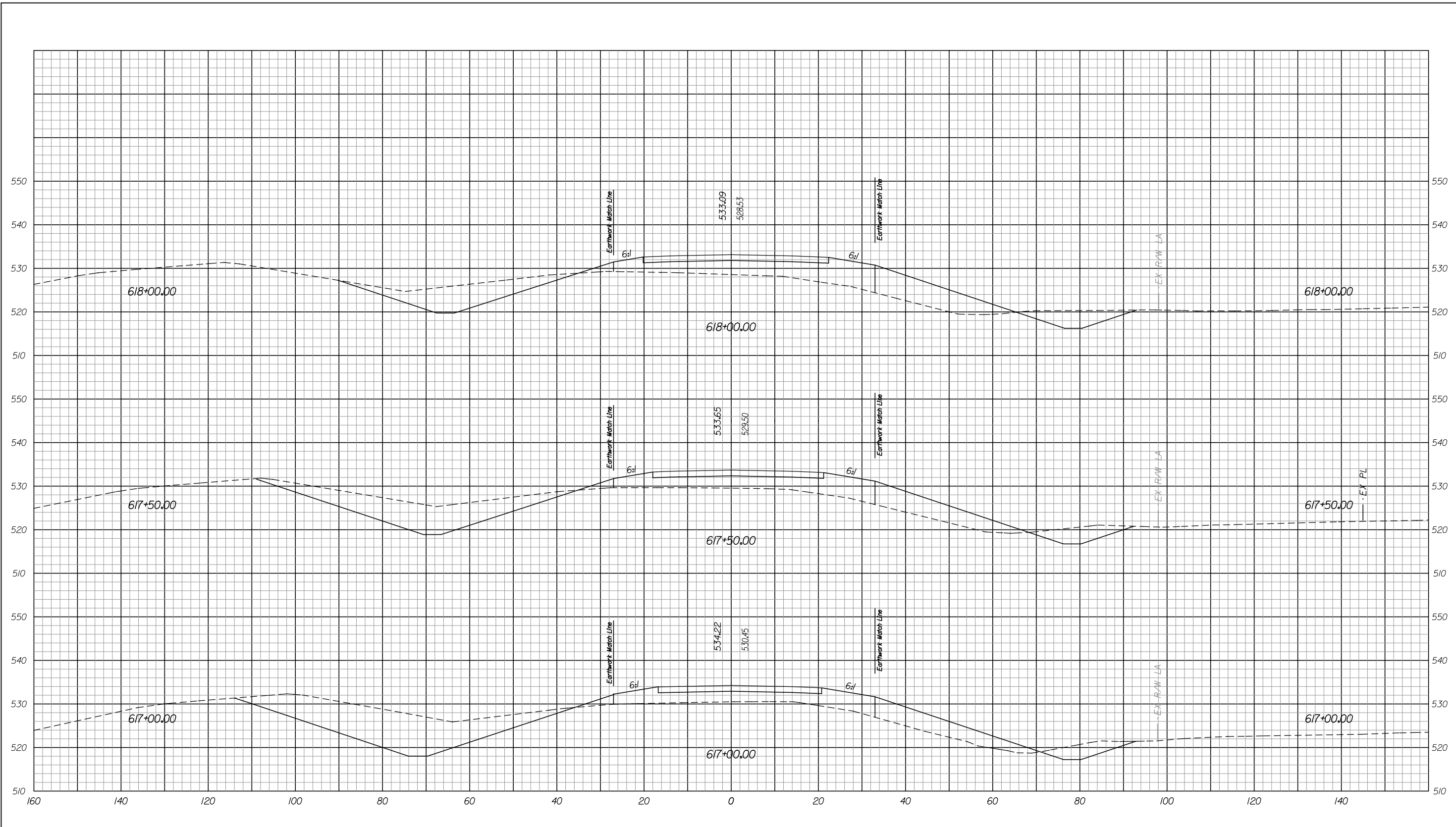
10/20/2021 10:23:43 AM
 c:\temp\ams0823\Excel\66001.dgn

RECOMMENDED FOR APPROVAL _____		DESIGN ENGINEER _____	DATE _____
DESIGNED: XXX	DRAWN: XXX	CHECKED: XXX	CHECKED: XXX

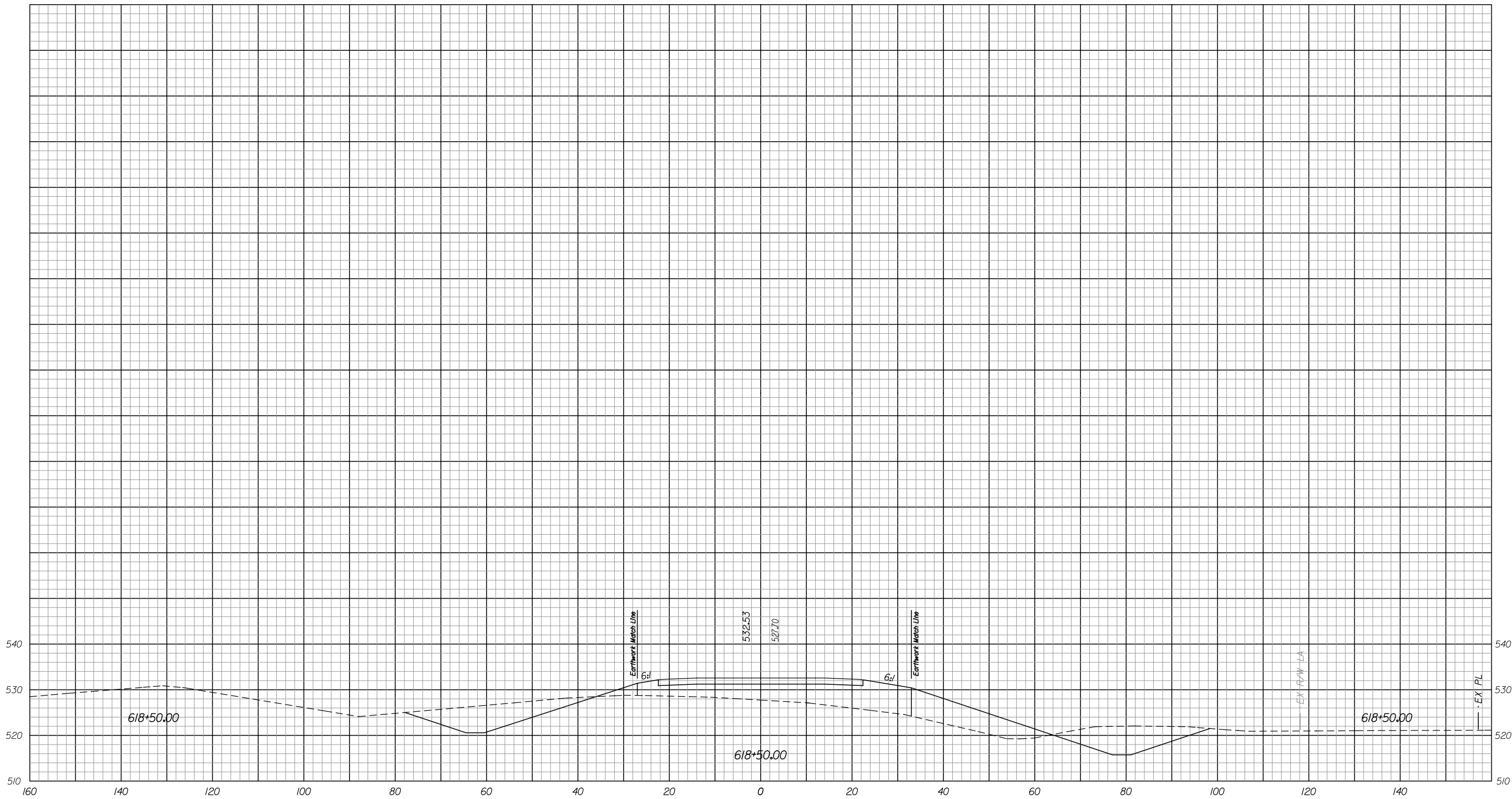
INDIANA
 DEPARTMENT OF TRANSPORTATION
 CROSS SECTIONS
 RAMP "IR-6"
 STA. 615+50.00 TO 616+50.00

HORIZONTAL SCALE 1" = 10'	BRIDGE FILE XXX
VERTICAL SCALE 1" = 10'	DESIGNATION XXX
SURVEY BOOK XXX	DWG. NO. XS-13
CONTRACT XXX	SHEET NO. 13 of PROJECT

10/20/2021 10:23:44 AM
 c:\temp\ams0823\Ex1\I6001.dgn



	RECOMMENDED FOR APPROVAL _____ DESIGN ENGINEER DATE	INDIANA DEPARTMENT OF TRANSPORTATION	HORIZONTAL SCALE 1" = 10'	BRIDGE FILE XXX
	DESIGNED: XXX DRAWN: XXX CHECKED: XXX CHECKED: XXX	CROSS SECTIONS RAMP "IR-6" STA. 617+00.00 TO 618+00.00	VERTICAL SCALE 1" = 10'	DESIGNATION XXX
			SURVEY BOOK XXX	DWG. NO. XS-14
			CONTRACT XXX	SHEET NO. 14 of PROJECT

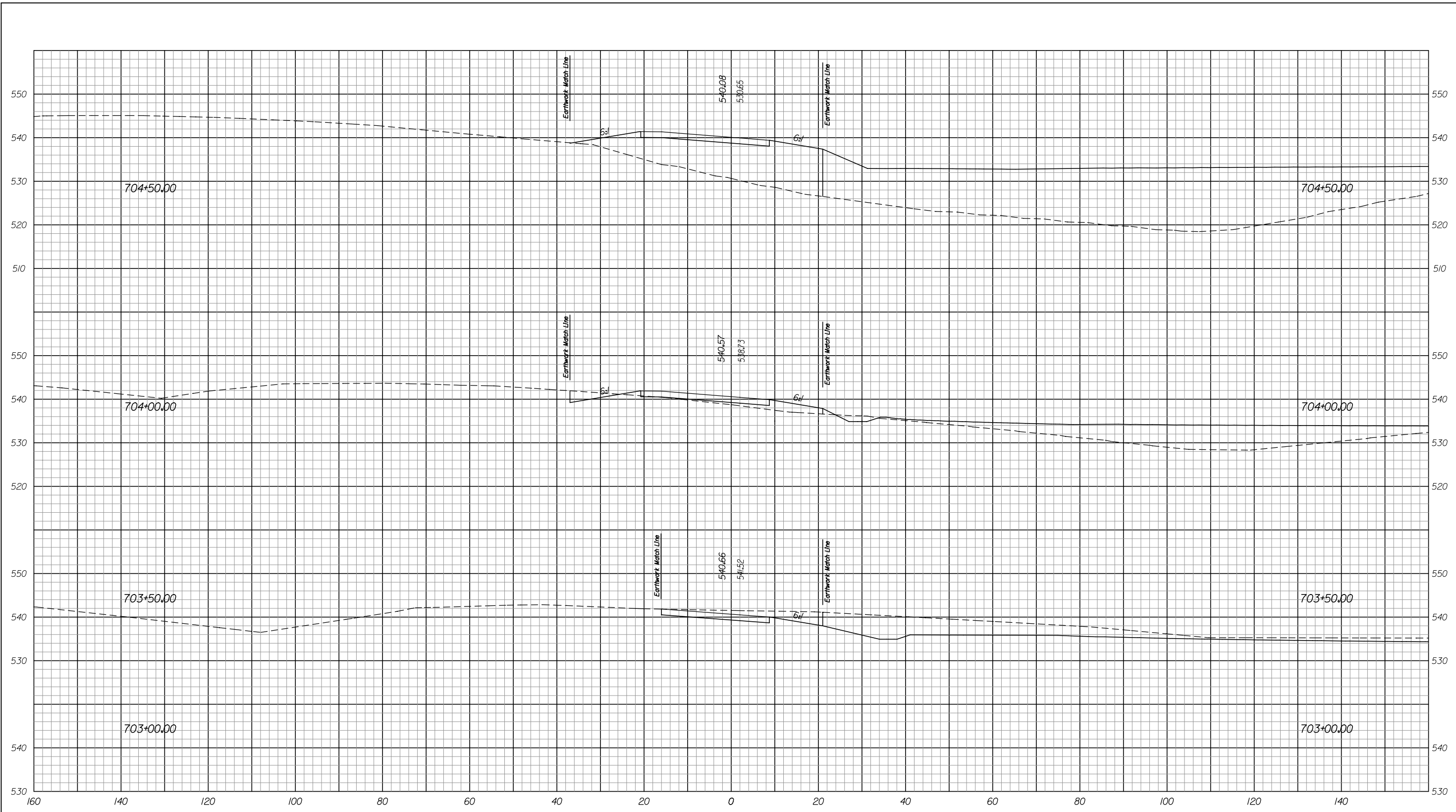


10/20/2021 10:23:45 AM
 c:\temp\ams0823\Excel\66001.dgn

RECOMMENDED FOR APPROVAL _____		DESIGN ENGINEER _____	DATE _____
DESIGNED: XXX	DRAWN: XXX		
CHECKED: XXX	CHECKED: XXX		

INDIANA
 DEPARTMENT OF TRANSPORTATION
 CROSS SECTIONS
 RAMP "IR-6"
 STA. 618+50.00 TO 618+50.00

HORIZONTAL SCALE 1" = 10'	BRIDGE FILE XXX	
VERTICAL SCALE 1" = 10'	DESIGNATION XXX	
SURVEY BOOK XXX	DWG. NO. XS-15	SHEET NO. 15 of
CONTRACT XXX	PROJECT	

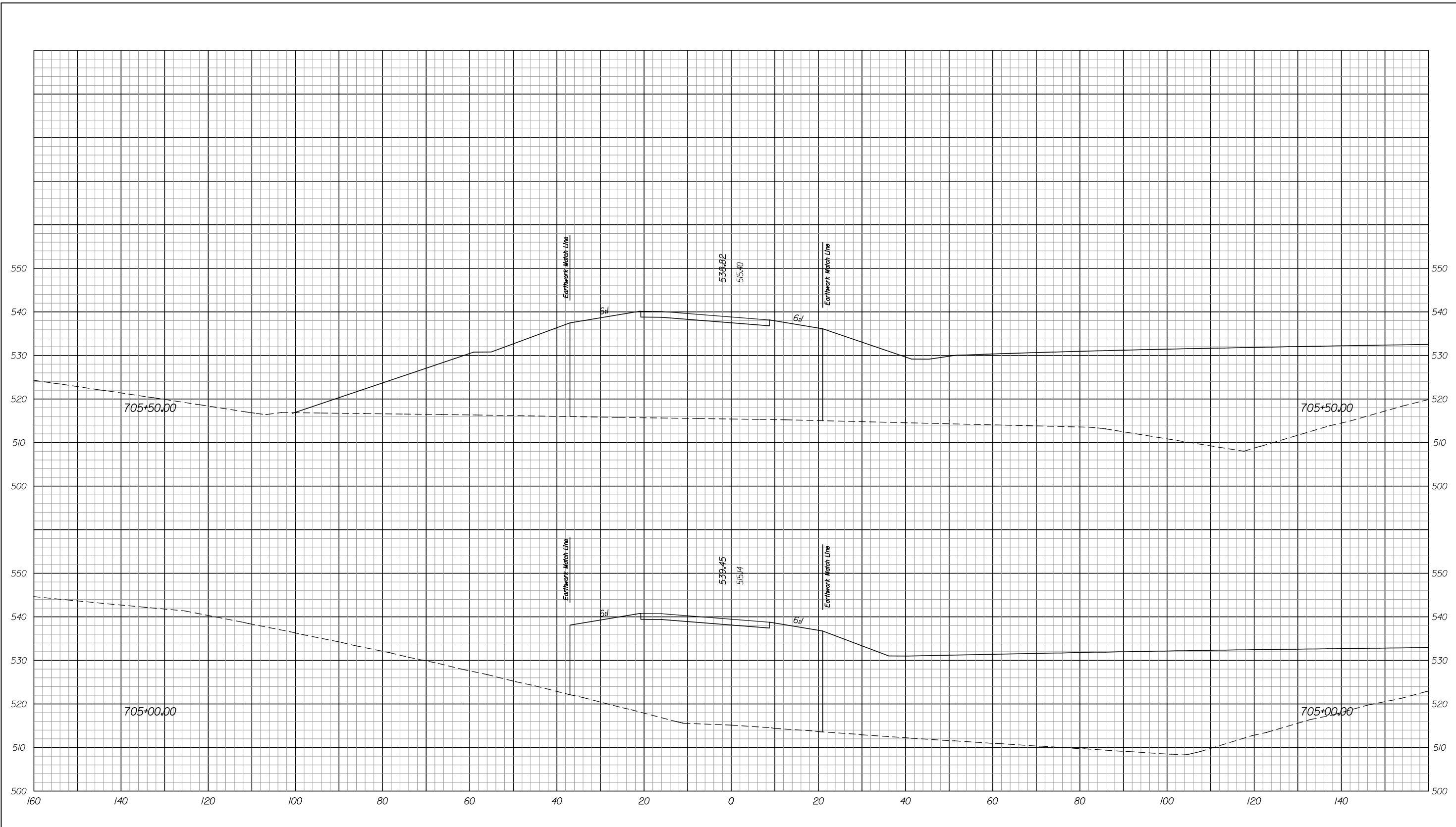


10/20/2021 10:30:45 AM
 c:\temp\ams0823\EX187001.dgn

RECOMMENDED FOR APPROVAL _____	
DESIGN ENGINEER	DATE
DESIGNED: XXX	DRAWN: XXX
CHECKED: XXX	CHECKED: XXX

INDIANA
 DEPARTMENT OF TRANSPORTATION
 CROSS SECTIONS
 RAMP "IR-7"
 STA. 703+00.00 TO 704+50.00

HORIZONTAL SCALE 1" = 10'	BRIDGE FILE XXX
VERTICAL SCALE 1" = 10'	DESIGNATION XXX
SURVEY BOOK XXX	DWG. NO. XS-1
CONTRACT XXX	SHEET NO. 1 of 1 PROJECT

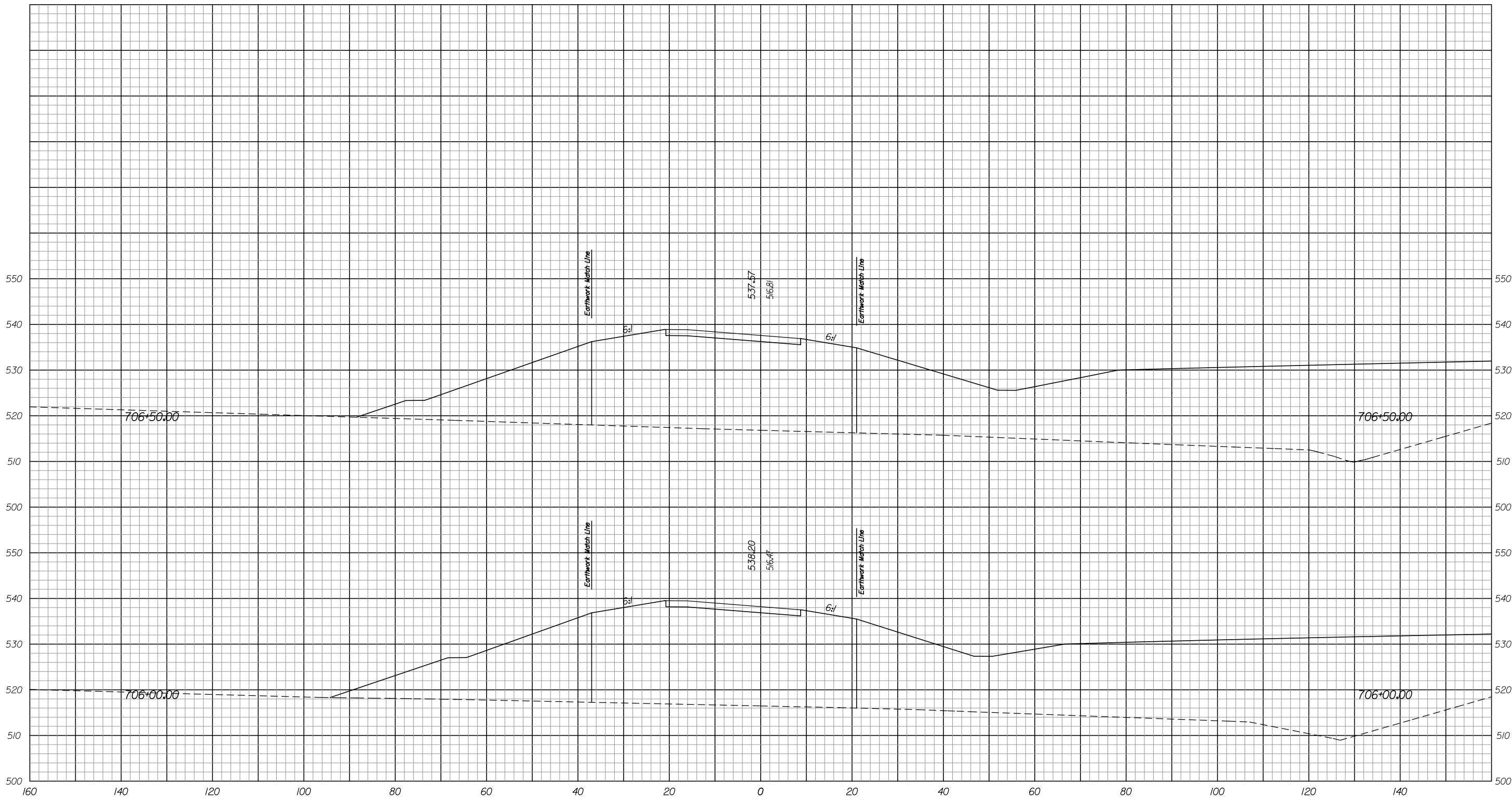


10/20/2021 10:30:46 AM
 c:\temp\ams0823\Excel\RT001.dgn

RECOMMENDED FOR APPROVAL _____		DESIGN ENGINEER _____ DATE _____	
DESIGNED: XXX	DRAWN: XXX	CHECKED: XXX	CHECKED: XXX

INDIANA
 DEPARTMENT OF TRANSPORTATION
 CROSS SECTIONS
 RAMP "IR-7"
 STA. 705+00.00 TO 705+50.00

HORIZONTAL SCALE 1" = 10'	BRIDGE FILE XXX	
VERTICAL SCALE 1" = 10'	DESIGNATION XXX	
SURVEY BOOK XXX	DWG. NO. XS-2	SHEET NO. 2 of
CONTRACT XXX	PROJECT	

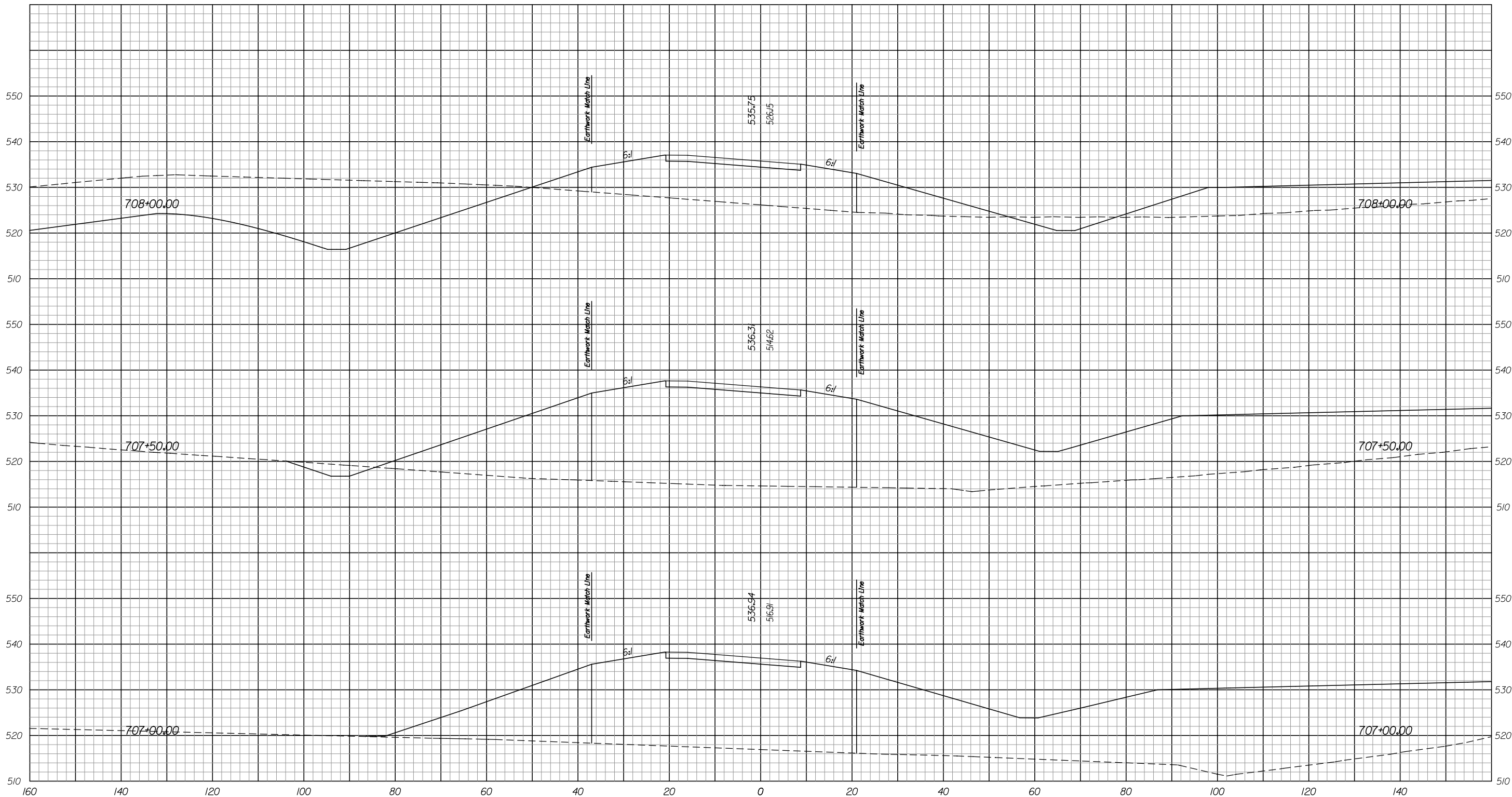


10/20/2021 10:30:46 AM
 c:\temp\ams0823\Excel\RT001.dgn

RECOMMENDED FOR APPROVAL _____		DESIGN ENGINEER _____ DATE _____	
DESIGNED: XXX	DRAWN: XXX	CHECKED: XXX	CHECKED: XXX

INDIANA
 DEPARTMENT OF TRANSPORTATION
 CROSS SECTIONS
 RAMP "IR-7"
 STA. 706+00.00 TO 706+50.00

HORIZONTAL SCALE 1" = 10'	BRIDGE FILE XXX	
VERTICAL SCALE 1" = 10'	DESIGNATION XXX	
SURVEY BOOK XXX	DWG. NO. XS-3	SHEET NO. 3 of 3
CONTRACT XXX	PROJECT	

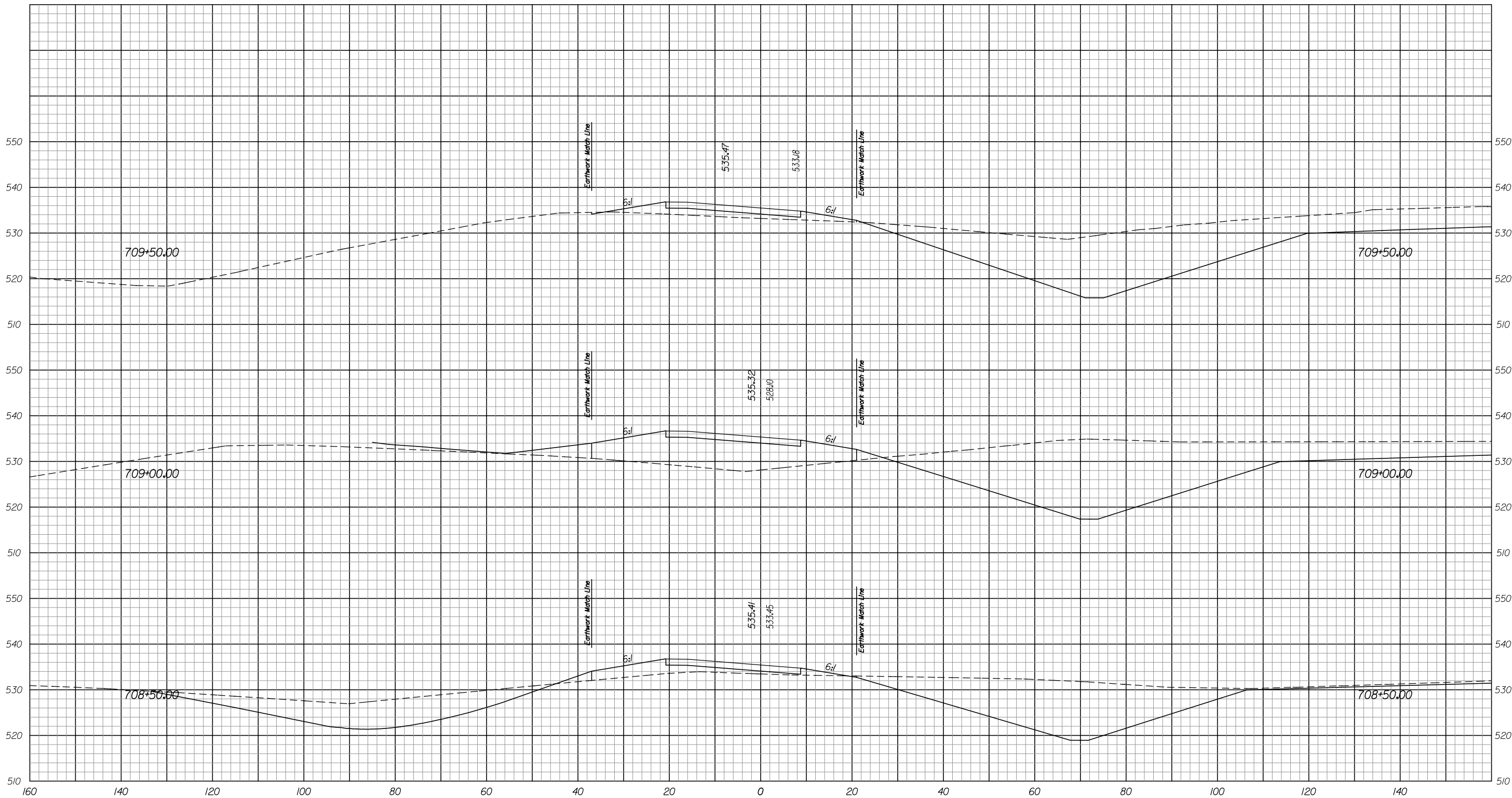


10/20/2021 10:30:47 AM
 c:\temp\ams0823\Excel\RTD01.dgn

RECOMMENDED FOR APPROVAL _____		DESIGN ENGINEER _____		DATE _____	
DESIGNED: XXX	DRAWN: XXX	CHECKED: XXX	CHECKED: XXX		

INDIANA
 DEPARTMENT OF TRANSPORTATION
 CROSS SECTIONS
 RAMP "R-7"
 STA. 707+00.00 TO 708+00.00

HORIZONTAL SCALE 1" = 10'	BRIDGE FILE XXX	
VERTICAL SCALE 1" = 10'	DESIGNATION XXX	
SURVEY BOOK XXX	DWG. NO. XS-4	SHEET NO. 4 of 4
CONTRACT XXX	PROJECT	

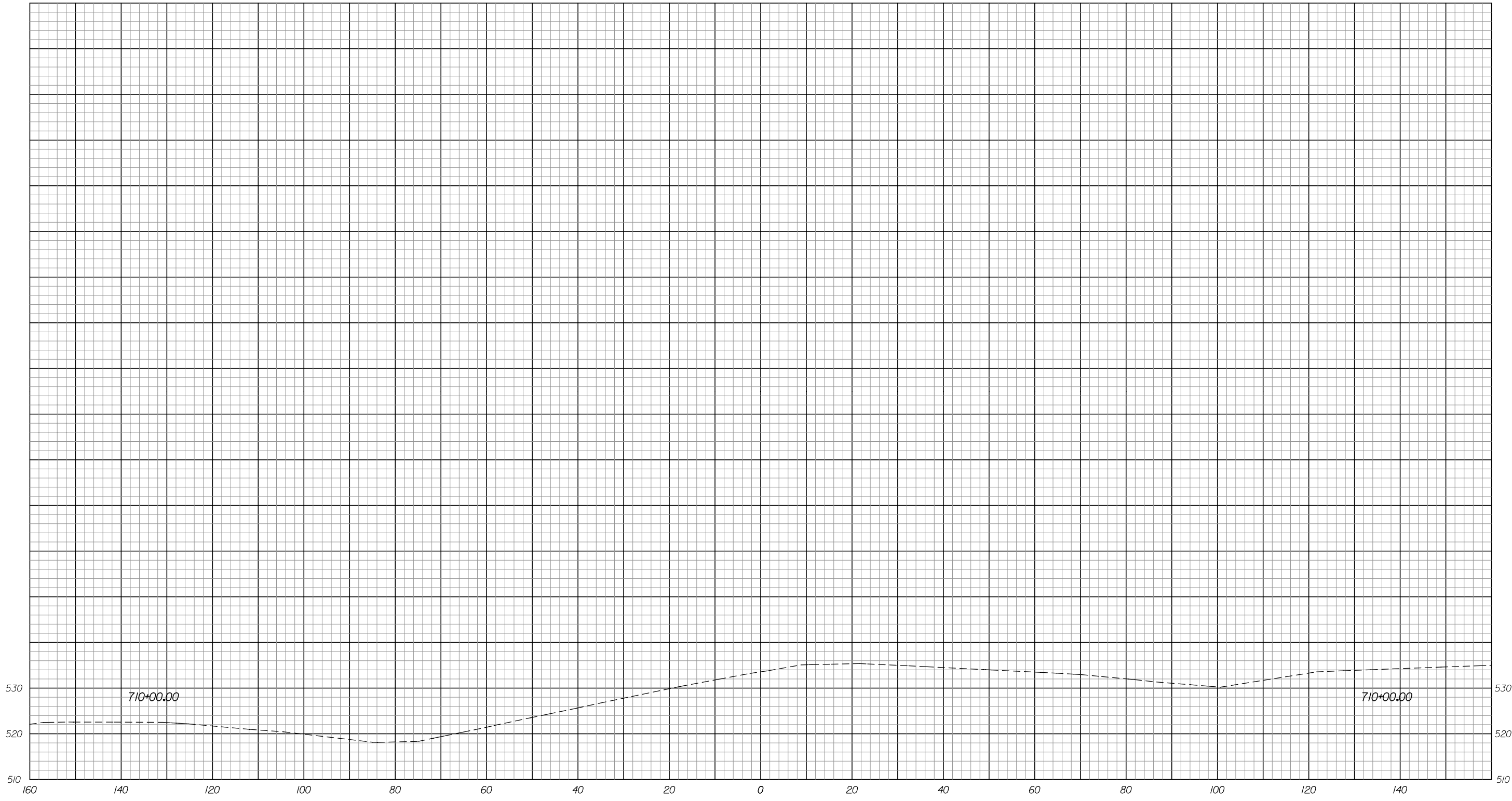


10/20/2021 10:30:48 AM
 c:\temp\ams0823\Excel\RTD01.dgn

RECOMMENDED FOR APPROVAL _____		DESIGN ENGINEER _____ DATE _____	
DESIGNED: XXX	DRAWN: XXX	CHECKED: XXX	CHECKED: XXX

INDIANA
 DEPARTMENT OF TRANSPORTATION
 CROSS SECTIONS
 RAMP "IR-7"
 STA. 708+50.00 TO 709+50.00

HORIZONTAL SCALE 1" = 10'	BRIDGE FILE XXX	
VERTICAL SCALE 1" = 10'	DESIGNATION XXX	
SURVEY BOOK XXX	DWG. NO. XS-5	SHEET NO. 5 of
CONTRACT XXX	PROJECT	

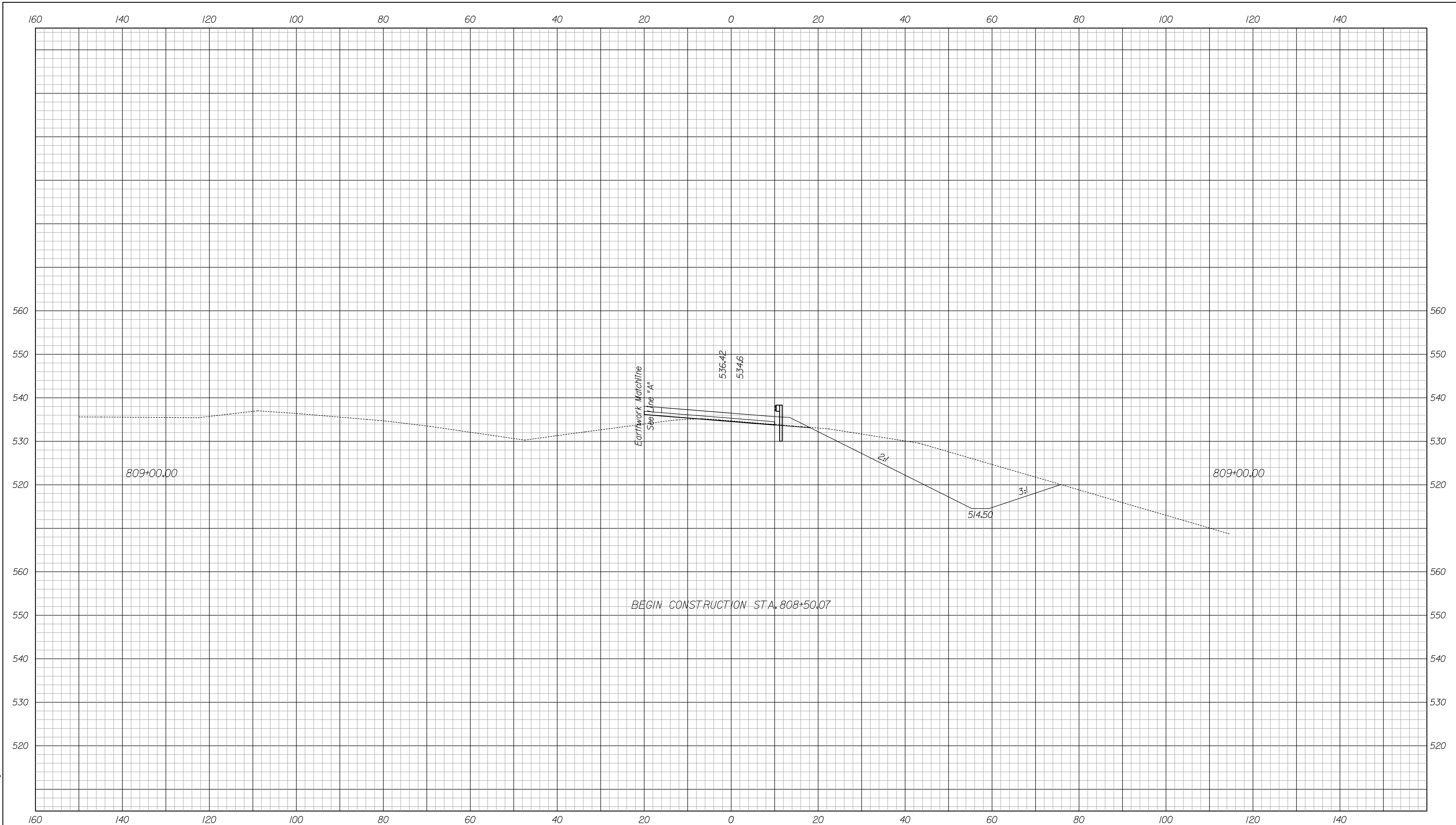


10/20/2021 10:30:49 AM
 c:\temp\ams0823\1\IR7\001.dgn

RECOMMENDED FOR APPROVAL _____	
DESIGN ENGINEER _____	DATE _____
DESIGNED: XXX	DRAWN: XXX
CHECKED: XXX	CHECKED: XXX

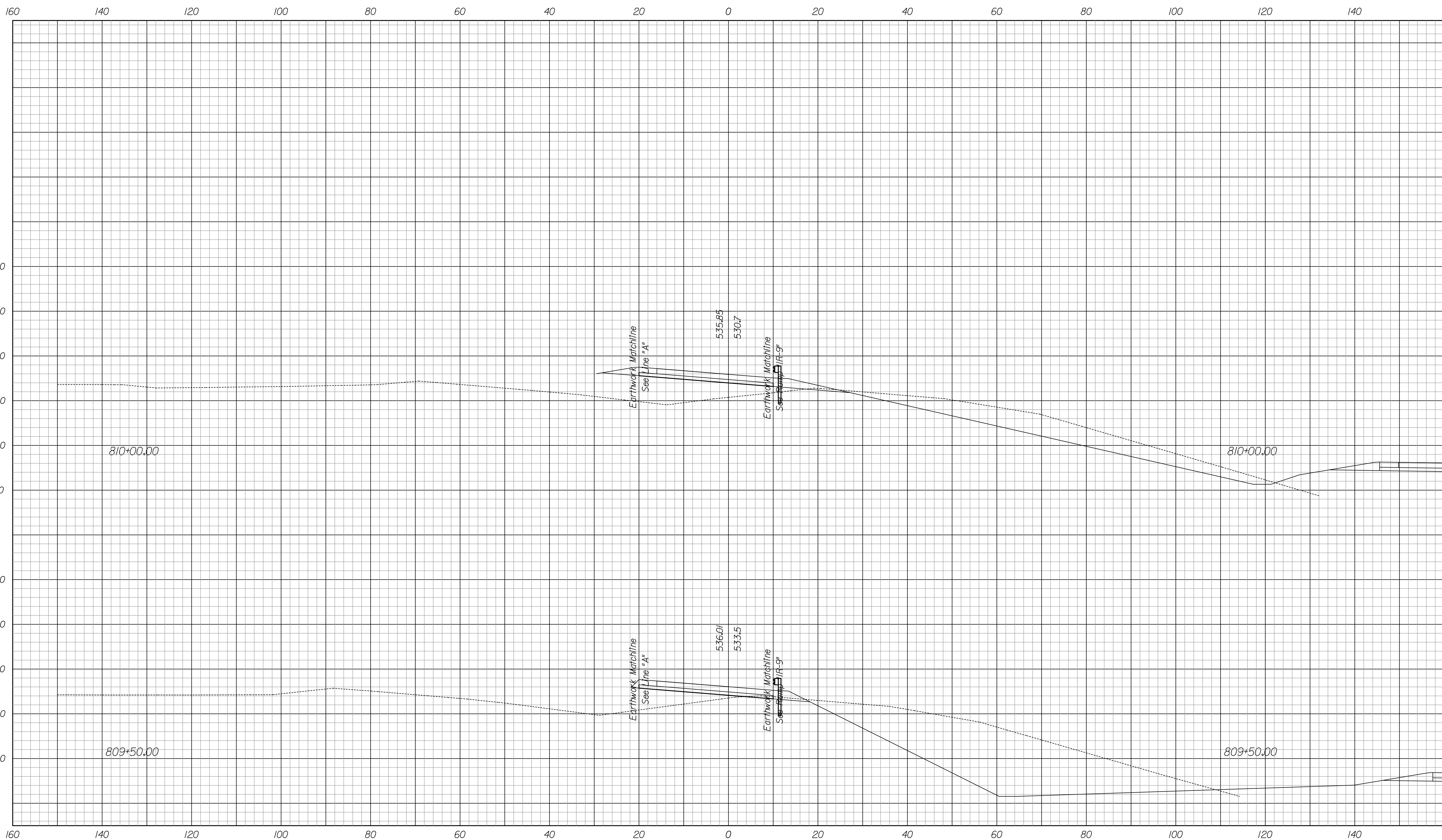
INDIANA
 DEPARTMENT OF TRANSPORTATION
 CROSS SECTIONS
 RAMP "IR-7"
 STA. 710+00.00 TO 710+00.00

HORIZONTAL SCALE 1" = 10'	BRIDGE FILE XXX	
VERTICAL SCALE 1" = 10'	DESIGNATION XXX	
SURVEY BOOK XXX	DWG. NO. XS-6	SHEET NO. 6 of
CONTRACT XXX	PROJECT	



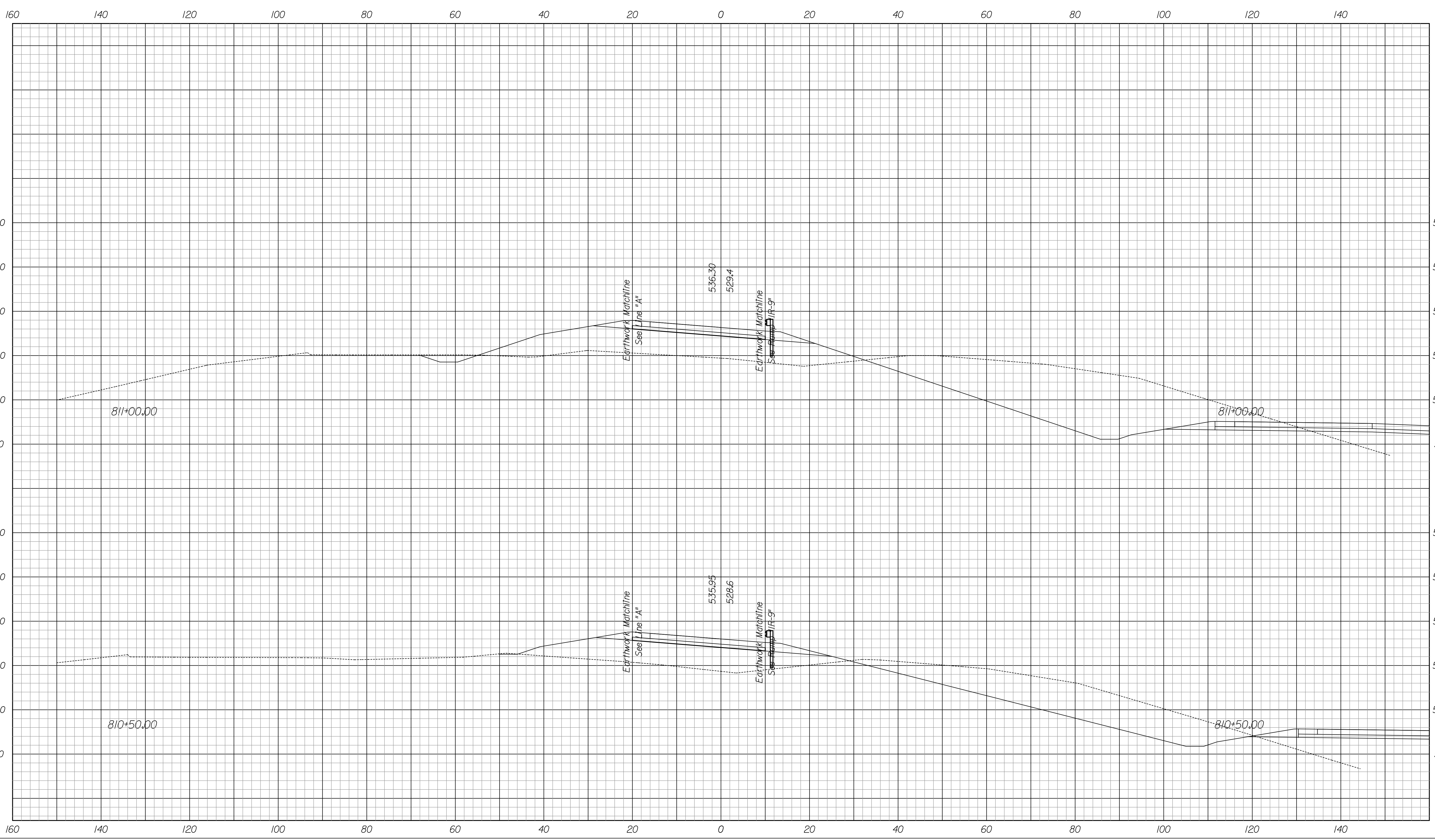
9:23:08 AM
 10/12/2011
 P:\W2005\UT7\A.D\Drawings\me08823\Ex.rft8.dgn

	RECOMMENDED FOR APPROVAL _____ DESIGN ENGINEER DATE	INDIANA DEPARTMENT OF TRANSPORTATION CROSS SECTIONS RAMP "IR-8" STA. 808+50.00 TO 809+00.00	HORIZONTAL SCALE 1" = 10' VERTICAL SCALE 1" = 10' SURVEY BOOK CONTRACT	BRIDGE FILE DESIGNATION 0810244 DWG. NO. XS-1 SHEET NO. 1 of 18 PROJECT 0810244
	DESIGNED: JSB DRAWN: MRS CHECKED: WSL CHECKED: JSB			



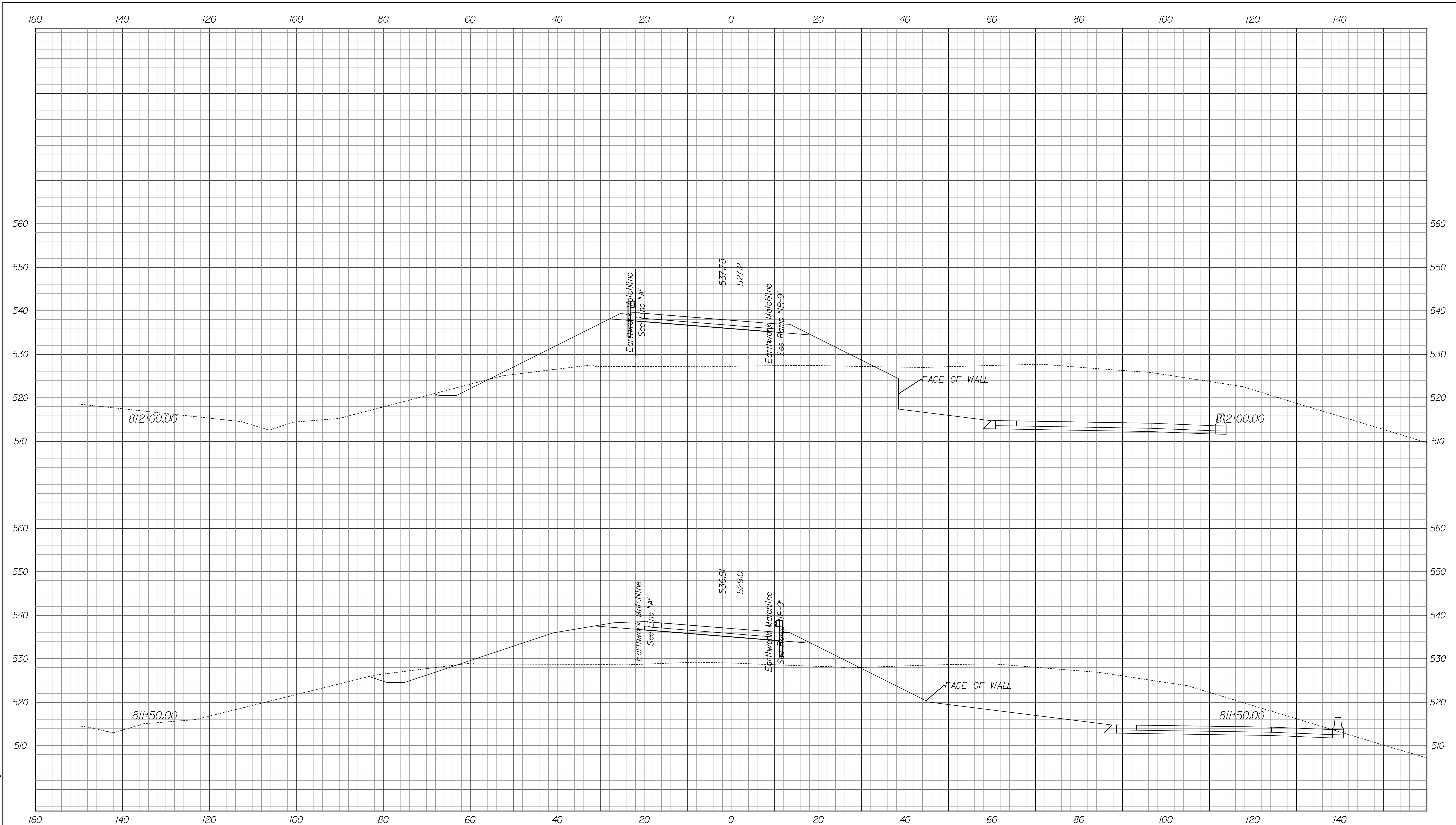
9:23:09 AM
 10/12/2011
 P:\V2005\UT7\A\Drawings\me08823\Ex.rft8.dgn

	RECOMMENDED FOR APPROVAL _____ DESIGN ENGINEER DATE	INDIANA DEPARTMENT OF TRANSPORTATION	HORIZONTAL SCALE 1" = 10'	BRIDGE FILE
		CROSS SECTIONS RAMP "IR-8" STA. 809+50.00 TO 810+00.00	VERTICAL SCALE 1" = 10'	DESIGNATION 0810244
	DESIGNED: JSB DRAWN: MRS CHECKED: WSL CHECKED: JSB		SURVEY BOOK	DWG. NO. SHEET NO. XS-2 2 of 18
			CONTRACT	PROJECT 0810244



10/12/2011 9:23:10 AM
 P:\V2005\UT7\A\Drawings\me08823\Exhib.dgn

	RECOMMENDED FOR APPROVAL _____ DESIGN ENGINEER DATE	INDIANA DEPARTMENT OF TRANSPORTATION	HORIZONTAL SCALE 1" = 10'	BRIDGE FILE
	DESIGNED: JSB DRAWN: MRS	CROSS SECTIONS RAMP "IR-8" STA. 810+50.00 TO 811+00.00	VERTICAL SCALE 1" = 10'	DESIGNATION 0810244
	CHECKED: WSL CHECKED: JSB		SURVEY BOOK	DWG. NO. XS-3
			CONTRACT	SHEET NO. 3 of 18 PROJECT 0810244

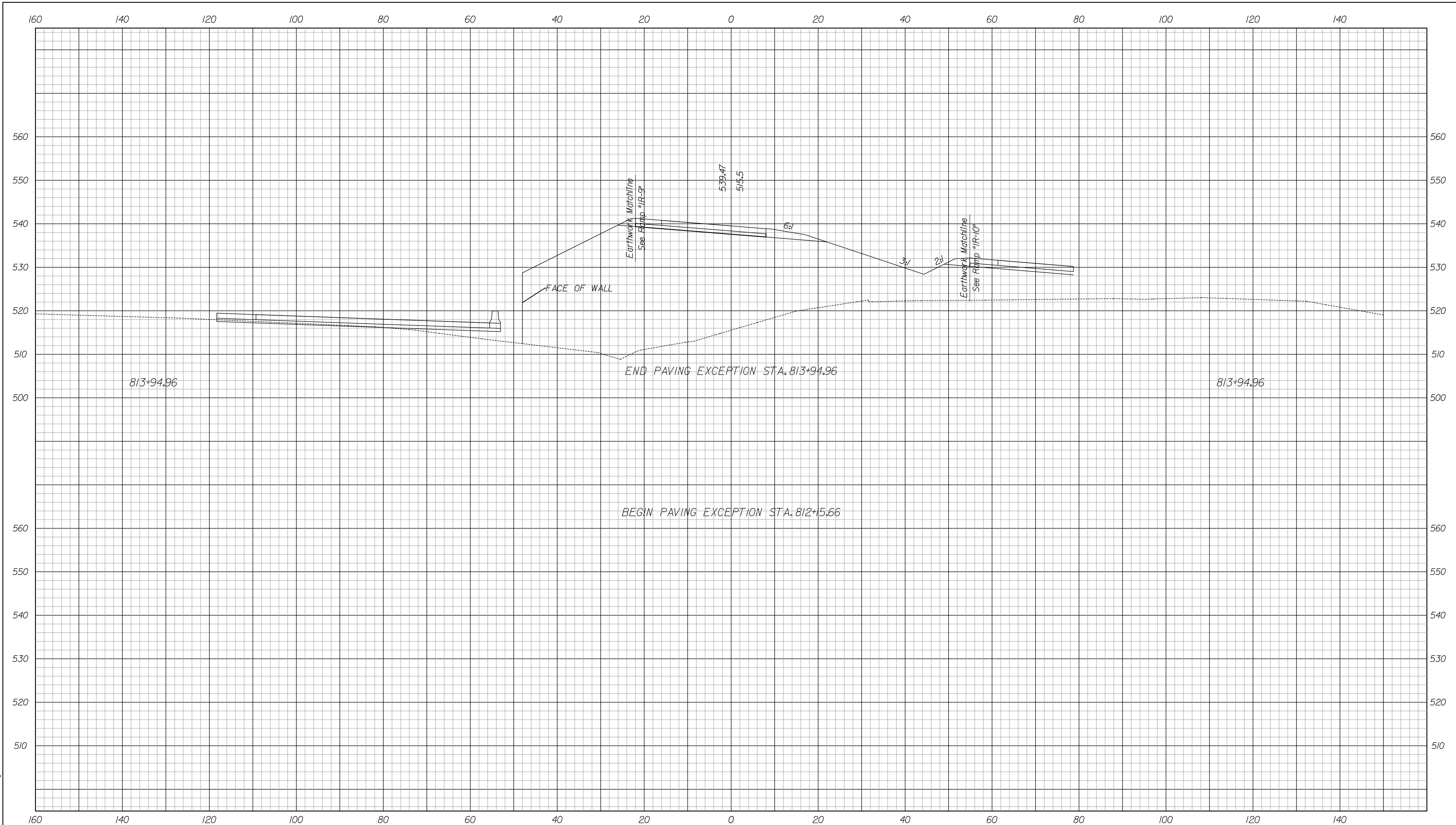


10/12/2011 9:23:12 AM
 P:\V2005\UT7\A\Drawings\me08823\Ex.8\IR8.dgn

RECOMMENDED FOR APPROVAL _____		DESIGN ENGINEER _____		DATE _____	
DESIGNED: JSB	DRAWN: MRS				
CHECKED: WSL	CHECKED: JSB				

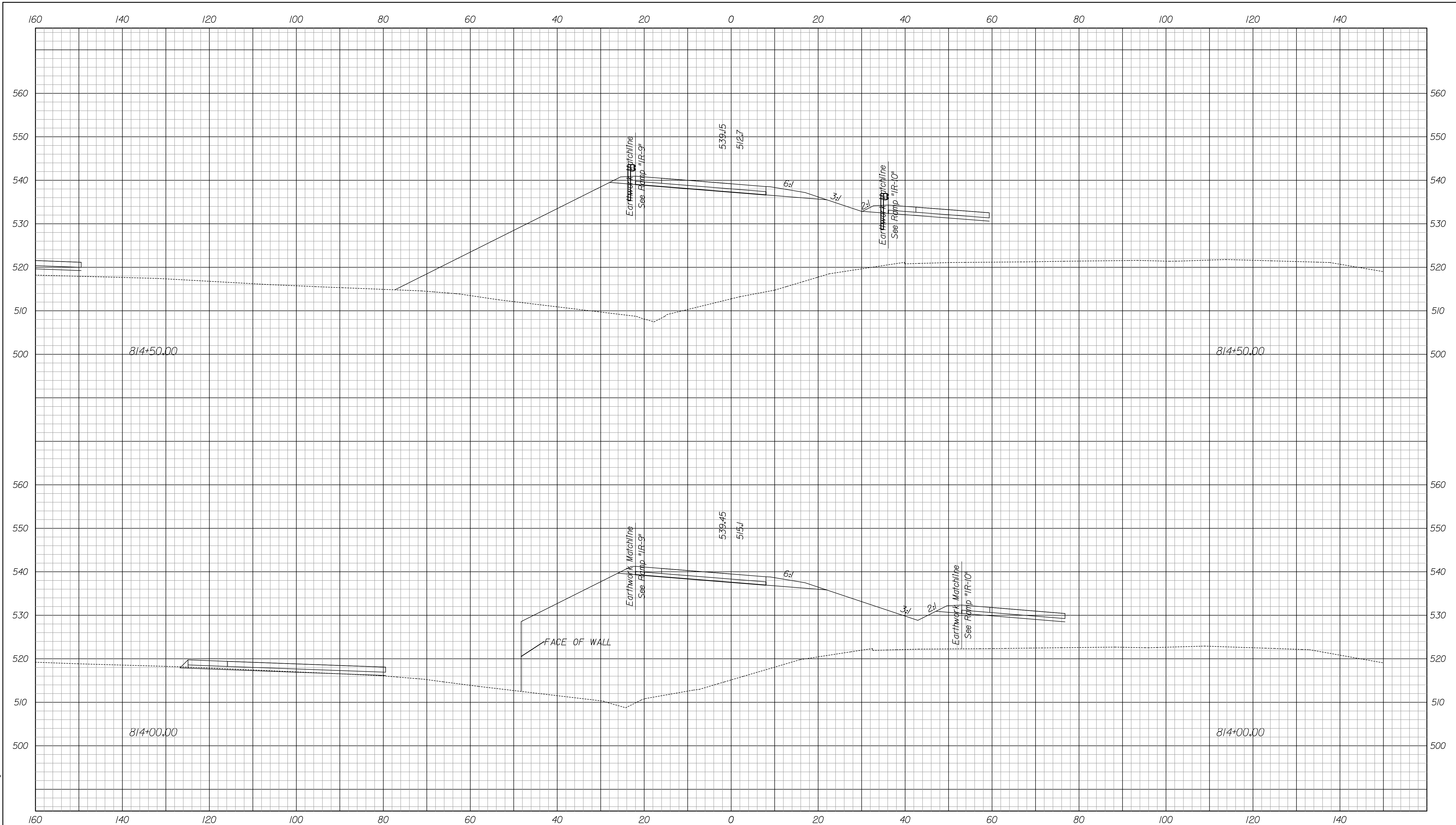
INDIANA
 DEPARTMENT OF TRANSPORTATION
 CROSS SECTIONS
 RAMP "IR-8"
 STA. 811+50.00 TO 812+00.00

HORIZONTAL SCALE 1" = 10'		BRIDGE FILE	
VERTICAL SCALE 1" = 10'		DESIGNATION 0810244	
SURVEY BOOK	DWG. NO. XS-4	SHEET NO. 4 of 18	
CONTRACT	PROJECT 0810244		



P:\1012\2011\10122011\10122011\Drawings\0810244\XS-5.rvt
 10/12/2011 9:23:13 AM
 P:\1012\2011\10122011\Drawings\0810244\XS-5.rvt.dgn

	RECOMMENDED FOR APPROVAL _____ DESIGN ENGINEER DATE	INDIANA DEPARTMENT OF TRANSPORTATION	HORIZONTAL SCALE 1" = 10' VERTICAL SCALE 1" = 10'	BRIDGE FILE DESIGNATION 0810244
DESIGNED: JSB CHECKED: WSL	DRAWN: MRS CHECKED: JSB	CROSS SECTIONS RAMP "IR-8" STA. 813+00.00 TO 813+94.96	SURVEY BOOK CONTRACT	DWG. NO. XS-5 SHEET NO. 5 of 18 PROJECT 0810244

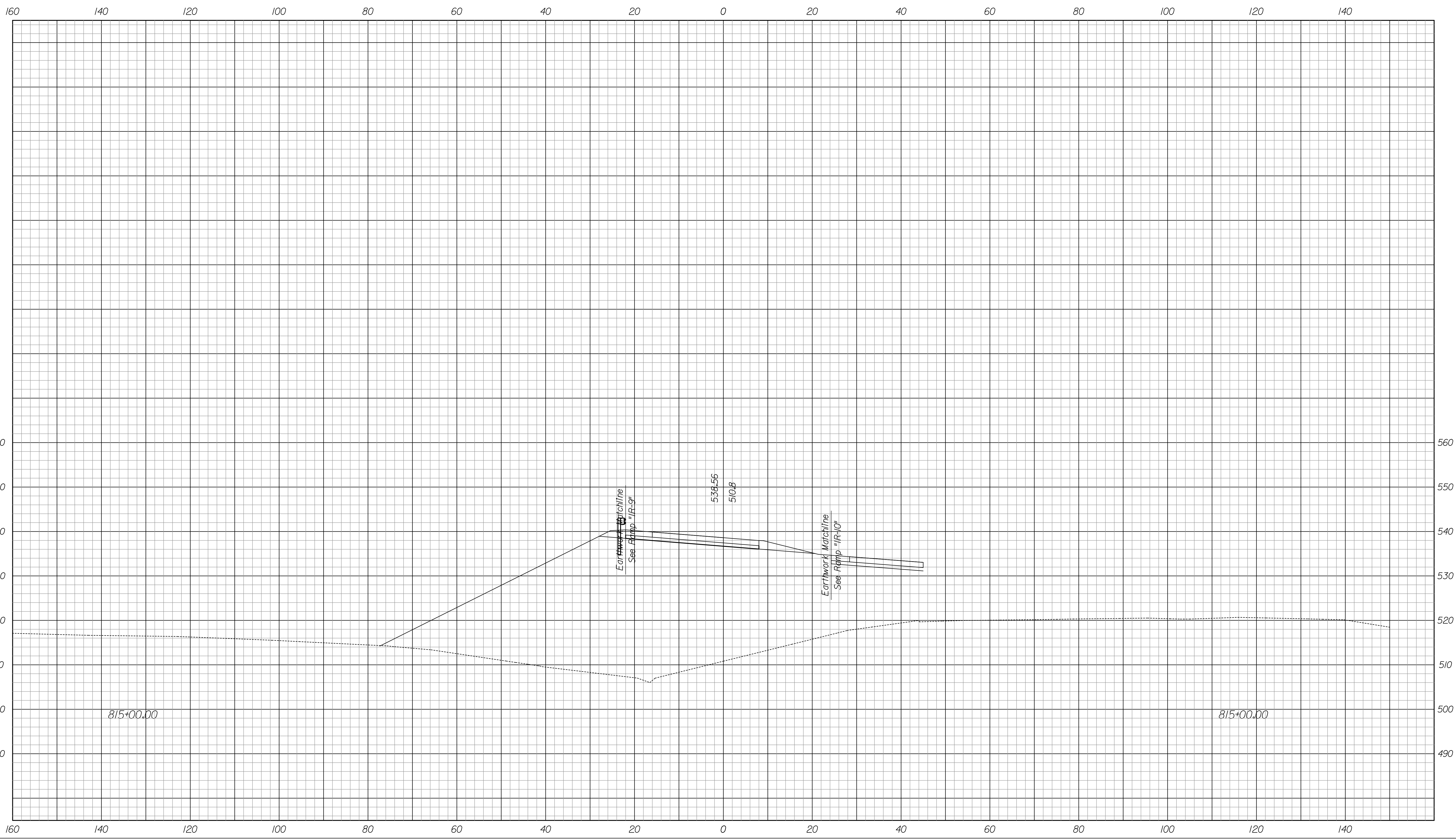


10/12/2011 9:23:14 AM
 P:\V2005\UT7\A\Drawings\me0823\Ex18.rvt.dgn

RECOMMENDED FOR APPROVAL _____	
DESIGNED: JSB	DRAWN: MRS
CHECKED: WSL	CHECKED: JSB

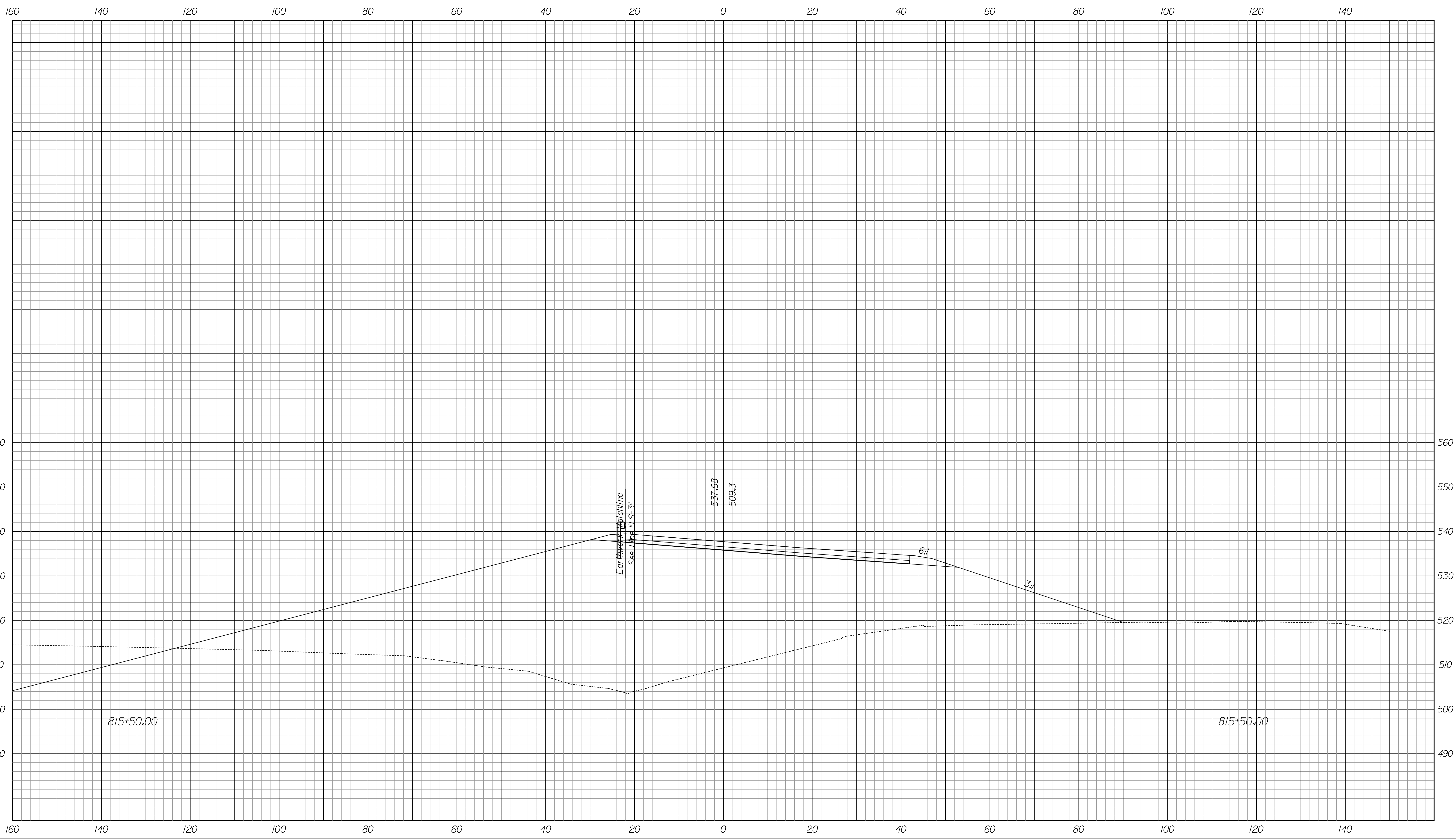
INDIANA
 DEPARTMENT OF TRANSPORTATION
 CROSS SECTIONS
 RAMP "IR-8"
 STA. 814+00.00 TO 814+50.00

HORIZONTAL SCALE 1" = 10'		BRIDGE FILE	
VERTICAL SCALE 1" = 10'		DESIGNATION 0810244	
SURVEY BOOK	DWG. NO. XS-6	SHEET NO. 6 of 18	
CONTRACT	PROJECT 0810244		



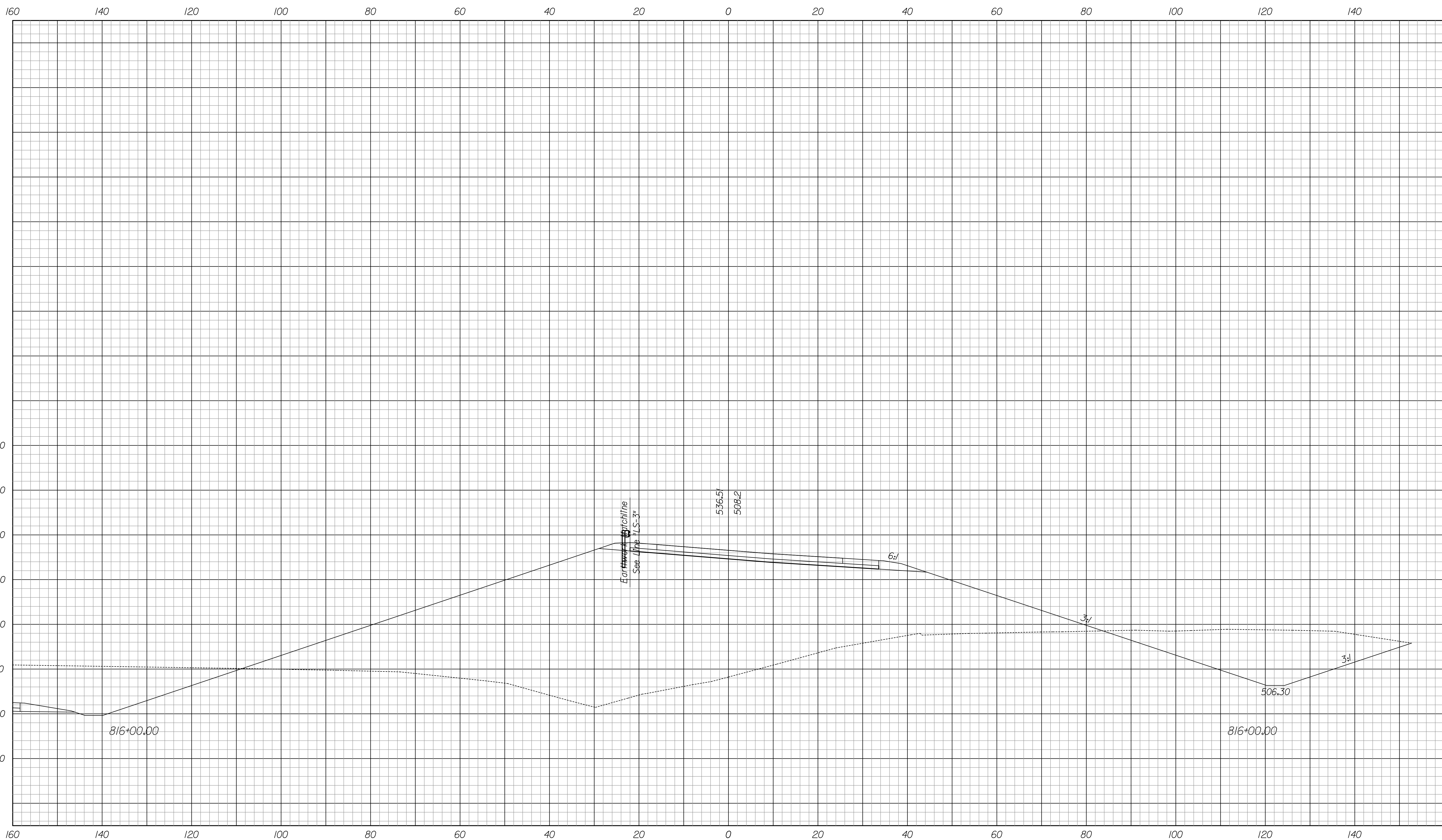
P:\2005\07\10\Drawings\0810244\XS-7.dwg
 10/12/2011 9:23:15 AM
 P:\2005\07\10\Drawings\0810244\XS-7.dwg

	RECOMMENDED FOR APPROVAL _____ DESIGN ENGINEER DATE	INDIANA DEPARTMENT OF TRANSPORTATION	HORIZONTAL SCALE 1" = 10' VERTICAL SCALE 1" = 10'	BRIDGE FILE DESIGNATION 0810244
	DESIGNED: JSB DRAWN: MRS CHECKED: WSL CHECKED: JSB	CROSS SECTIONS RAMP "IR-8" STA. 815+00.00 TO 815+00.00	SURVEY BOOK CONTRACT	DWG. NO. XS-7 SHEET NO. 7 of 18 PROJECT 0810244



10/12/2011 9:23:17 AM
 P:\V2005\UT7\A\Drawings\me08823\Exhib.dgn

	RECOMMENDED FOR APPROVAL _____ DESIGN ENGINEER DATE	INDIANA DEPARTMENT OF TRANSPORTATION	HORIZONTAL SCALE 1" = 10'	BRIDGE FILE
	DESIGNED: JSB DRAWN: MRS CHECKED: WSL CHECKED: JSB	CROSS SECTIONS RAMP "IR-8" STA. 815+50.00 TO 815+50.00	VERTICAL SCALE 1" = 10'	DESIGNATION 0810244
			SURVEY BOOK	DWG. NO. XS-8
			CONTRACT	SHEET NO. 8 of 18 PROJECT 0810244

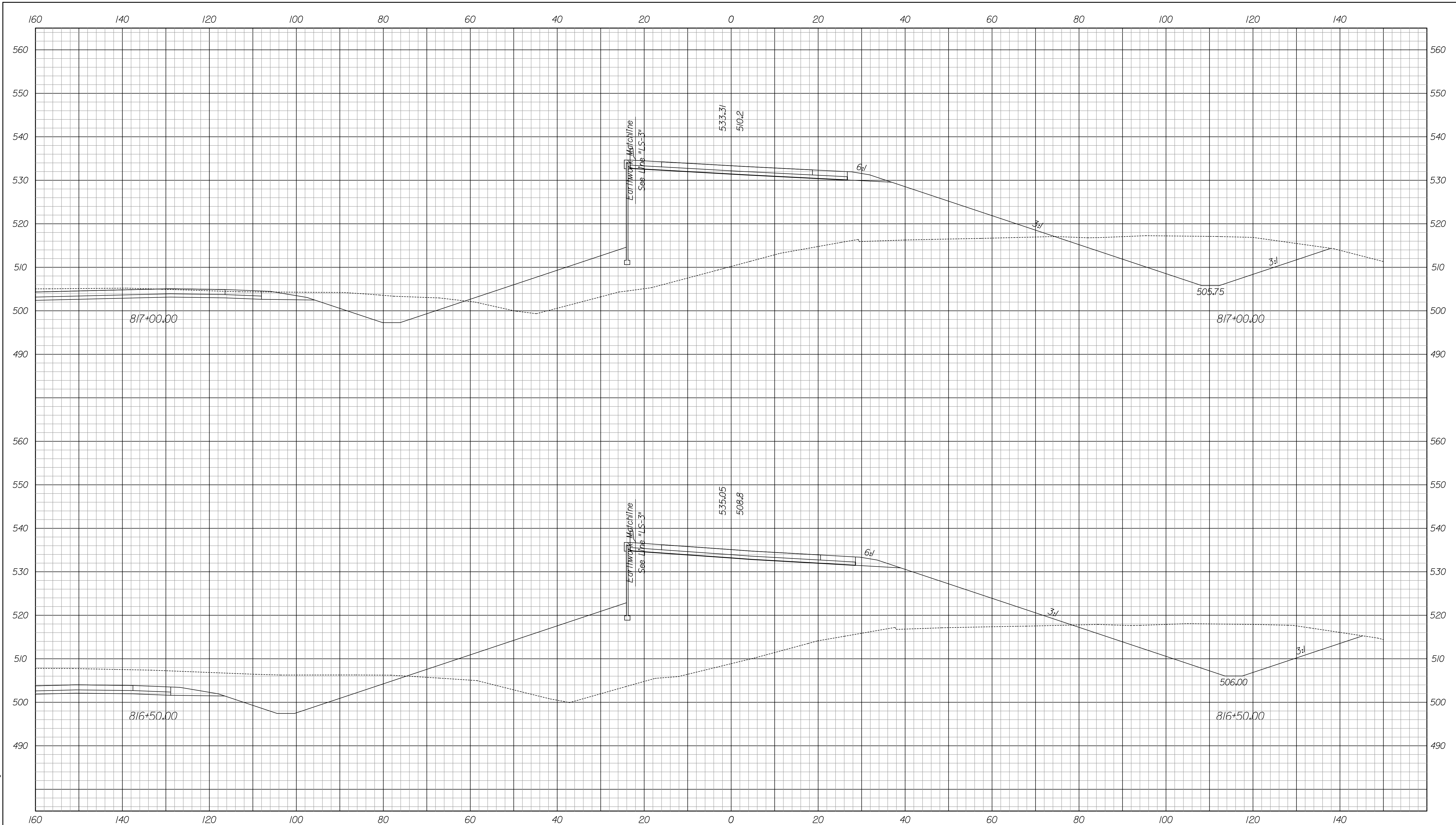


P:\W2005\0774\Drawings\0810244\XS-9.dgn
 10/12/2011 9:23:18 AM

RECOMMENDED FOR APPROVAL _____		DESIGN ENGINEER _____ DATE _____	
DESIGNED: JSB	DRAWN: MRS		
CHECKED: WSL	CHECKED: JSB		

INDIANA
 DEPARTMENT OF TRANSPORTATION
 CROSS SECTIONS
 RAMP "IR-8"
 STA. 816+00.00 TO 816+00.00

HORIZONTAL SCALE 1" = 10'		BRIDGE FILE	
VERTICAL SCALE 1" = 10'		DESIGNATION 0810244	
SURVEY BOOK	DWG. NO. XS-9	SHEET NO. 9 of 18	
CONTRACT	PROJECT 0810244		

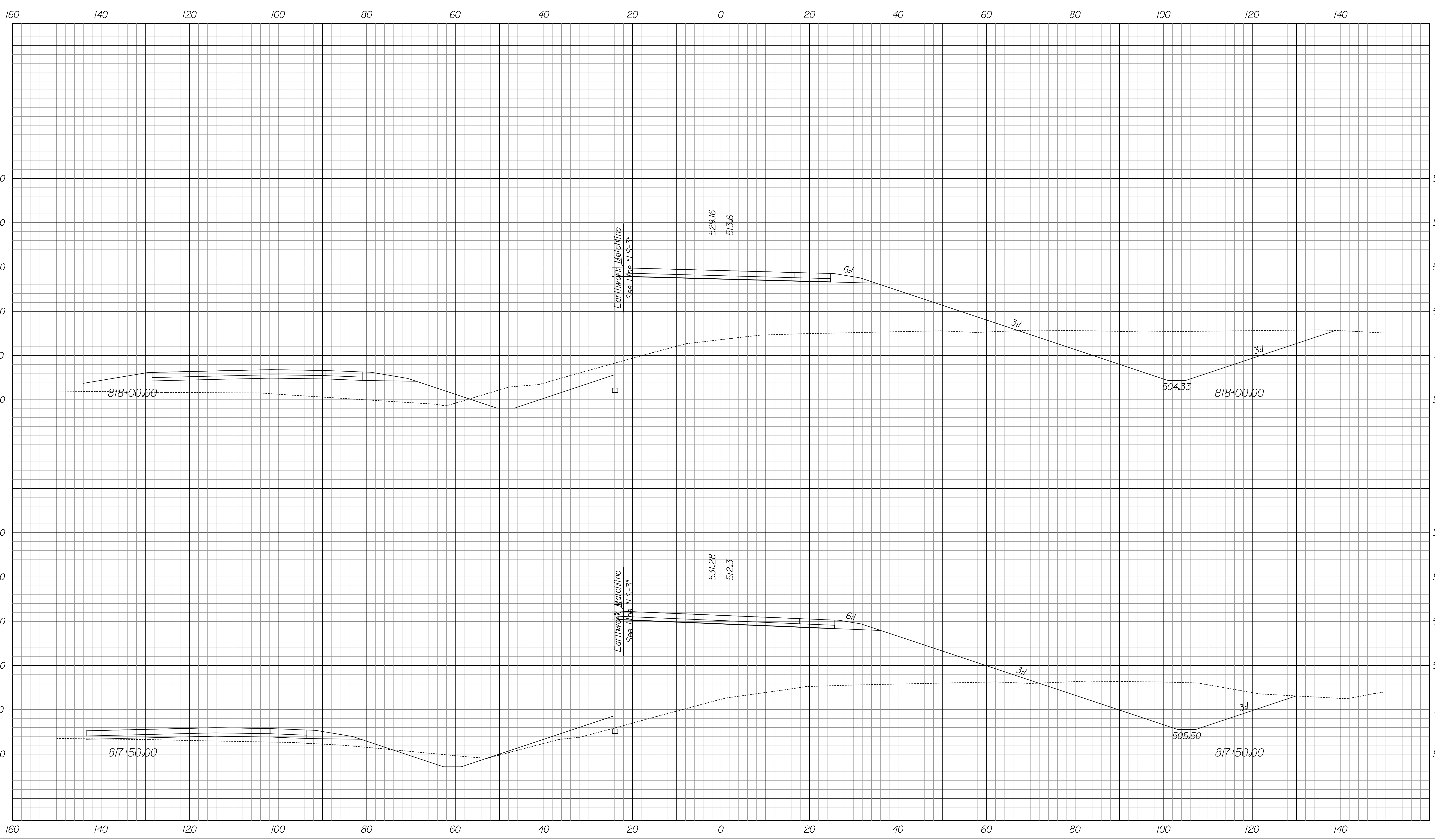


10/12/2011 9:23:19 AM
 F:\V2005\07740\Drawings\08B23\Exhib.dgn

RECOMMENDED FOR APPROVAL _____	
DESIGNED: JSB	DRAWN: MRS
CHECKED: WSL	CHECKED: JSB

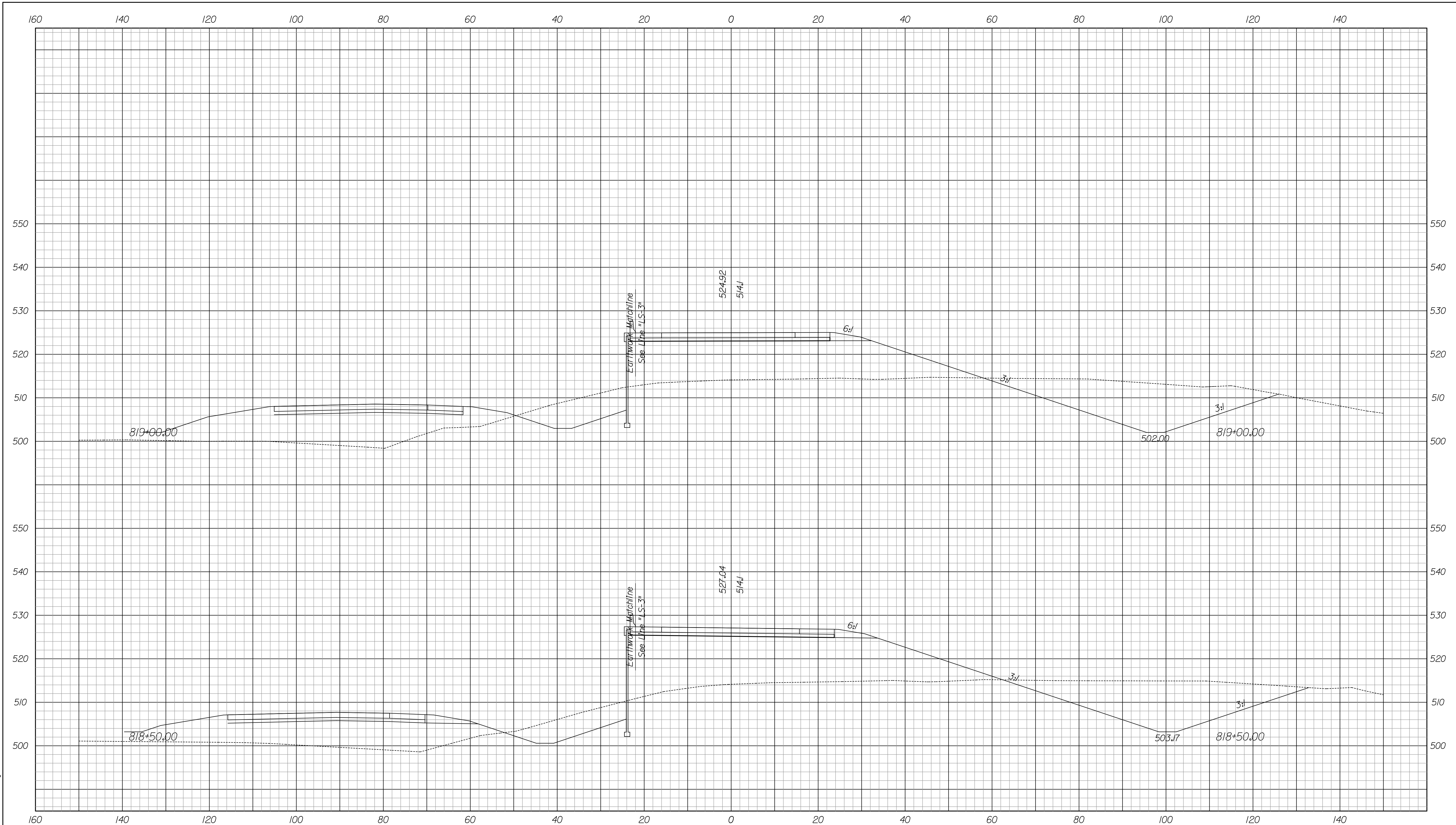
INDIANA
 DEPARTMENT OF TRANSPORTATION
 CROSS SECTIONS
 RAMP "IR-8"
 STA. 816+50.00 TO 817+00.00

HORIZONTAL SCALE 1" = 10'	BRIDGE FILE	
VERTICAL SCALE 1" = 10'	DESIGNATION 0810244	
SURVEY BOOK	DWG. NO. XS-10	SHEET NO. 10 of 18
CONTRACT	PROJECT 0810244	



10/12/2011 9:23:20 AM
 F:\V2005\07740\Drawings\cme08823\Ex-818.dgn

	RECOMMENDED FOR APPROVAL _____ DESIGN ENGINEER DATE	INDIANA DEPARTMENT OF TRANSPORTATION CROSS SECTIONS RAMP "IR-8" STA. 817+50.00 TO 818+00.00	HORIZONTAL SCALE 1" = 10' VERTICAL SCALE 1" = 10' BRIDGE FILE DESIGNATION 0810244
DESIGNED: JSB CHECKED: WSL	DRAWN: MRS CHECKED: JSB		SURVEY BOOK CONTRACT DWG. NO. XS-11 SHEET NO. 11 of 18 PROJECT 0810244

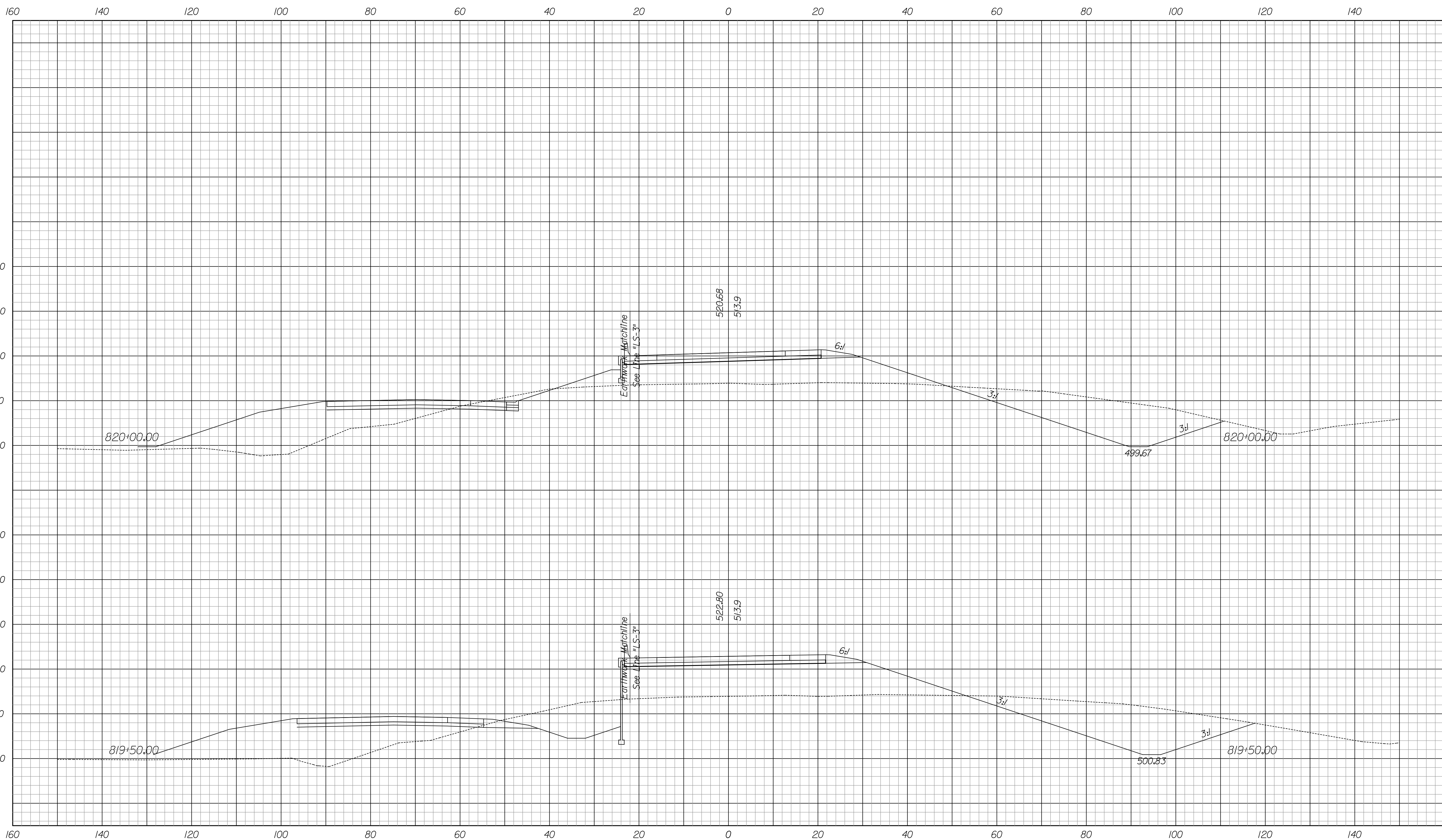


10/12/2011 9:23:22 AM
 P:\V2005\07740\Drawings\0810244\XS-12.dgn

RECOMMENDED FOR APPROVAL _____		DESIGN ENGINEER _____ DATE _____	
DESIGNED: JSB	DRAWN: MRS		
CHECKED: WSL	CHECKED: JSB		

INDIANA
 DEPARTMENT OF TRANSPORTATION
 CROSS SECTIONS
 RAMP "IR-8"
 STA. 818+50.00 TO 819+00.00

HORIZONTAL SCALE 1" = 10'		BRIDGE FILE	
VERTICAL SCALE 1" = 10'		DESIGNATION 0810244	
SURVEY BOOK	DWG. NO. XS-12	SHEET NO. 12 of 18	
CONTRACT	PROJECT 0810244		



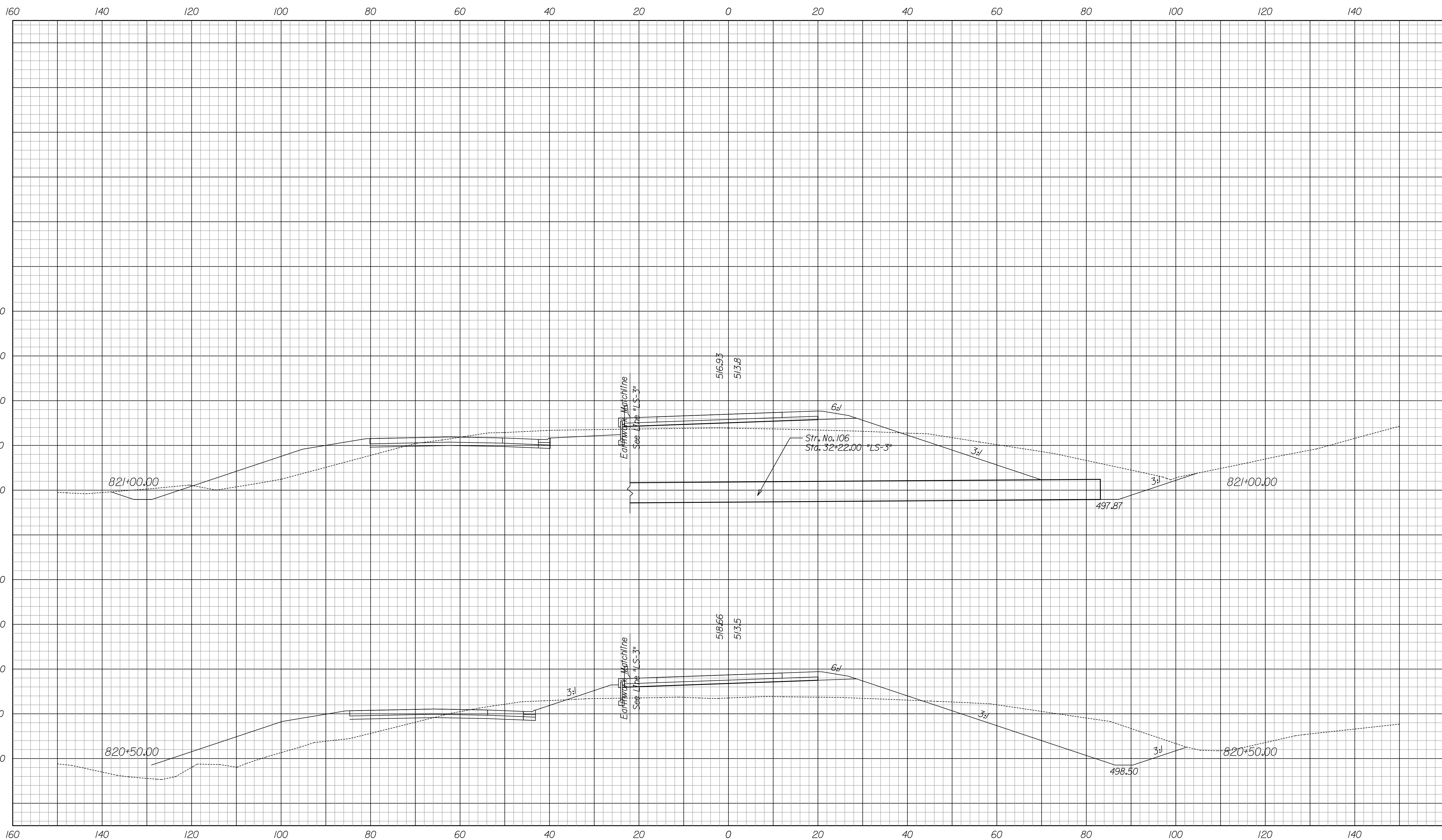
10/12/2011 9:23:23 AM
 P:\V2005\UT7\A.D\Drawings\me08823.Ex.dwg

RECOMMENDED FOR APPROVAL _____
 DESIGN ENGINEER DATE

DESIGNED: JSB DRAWN: MRS
 CHECKED: WSL CHECKED: JSB

INDIANA
 DEPARTMENT OF TRANSPORTATION
 CROSS SECTIONS
 RAMP "IR-8"
 STA. 819+50.00 TO 820+00.00

HORIZONTAL SCALE 1" = 10'	BRIDGE FILE	
VERTICAL SCALE 1" = 10'	DESIGNATION 0810244	
SURVEY BOOK	DWG. NO. XS-13	SHEET NO. 13 of 18
CONTRACT	PROJECT 0810244	

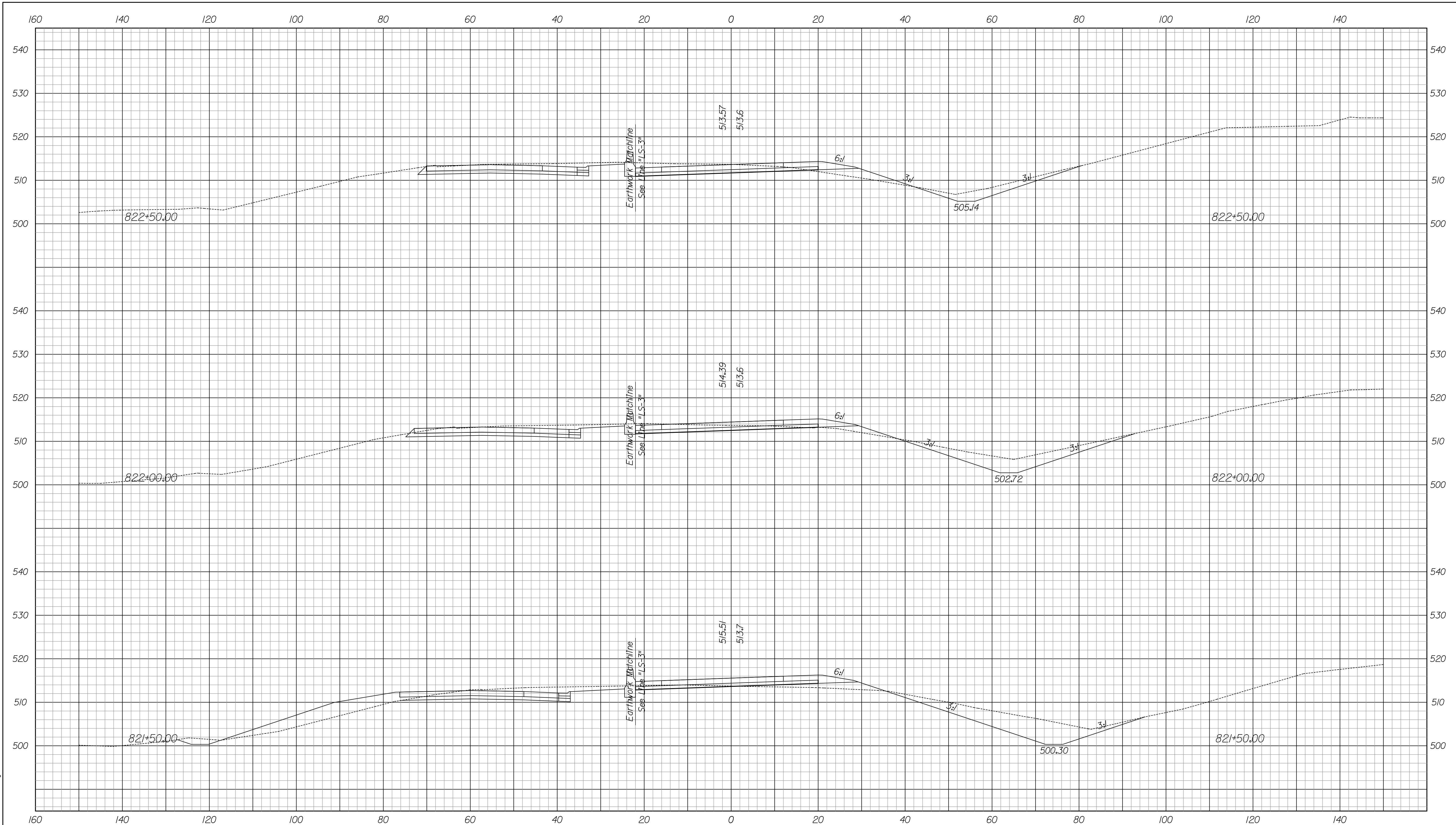


P:\V2005\07740\Drawings\081024\XS-14.dwg
 10/12/2011 9:23:24 AM
 P:\V2005\07740\Drawings\081024\XS-14.dwg

RECOMMENDED FOR APPROVAL _____		DESIGN ENGINEER	DATE
DESIGNED: JSB	DRAWN: MRS		
CHECKED: WSL	CHECKED: JSB		

INDIANA
 DEPARTMENT OF TRANSPORTATION
 CROSS SECTIONS
 RAMP "IR-8"
 STA. 820+50.00 TO 821+00.00

HORIZONTAL SCALE 1" = 10'	BRIDGE FILE	
VERTICAL SCALE 1" = 10'	DESIGNATION 0810244	
SURVEY BOOK	DWG. NO. XS-14	SHEET NO. 14 of 18
CONTRACT	PROJECT 0810244	

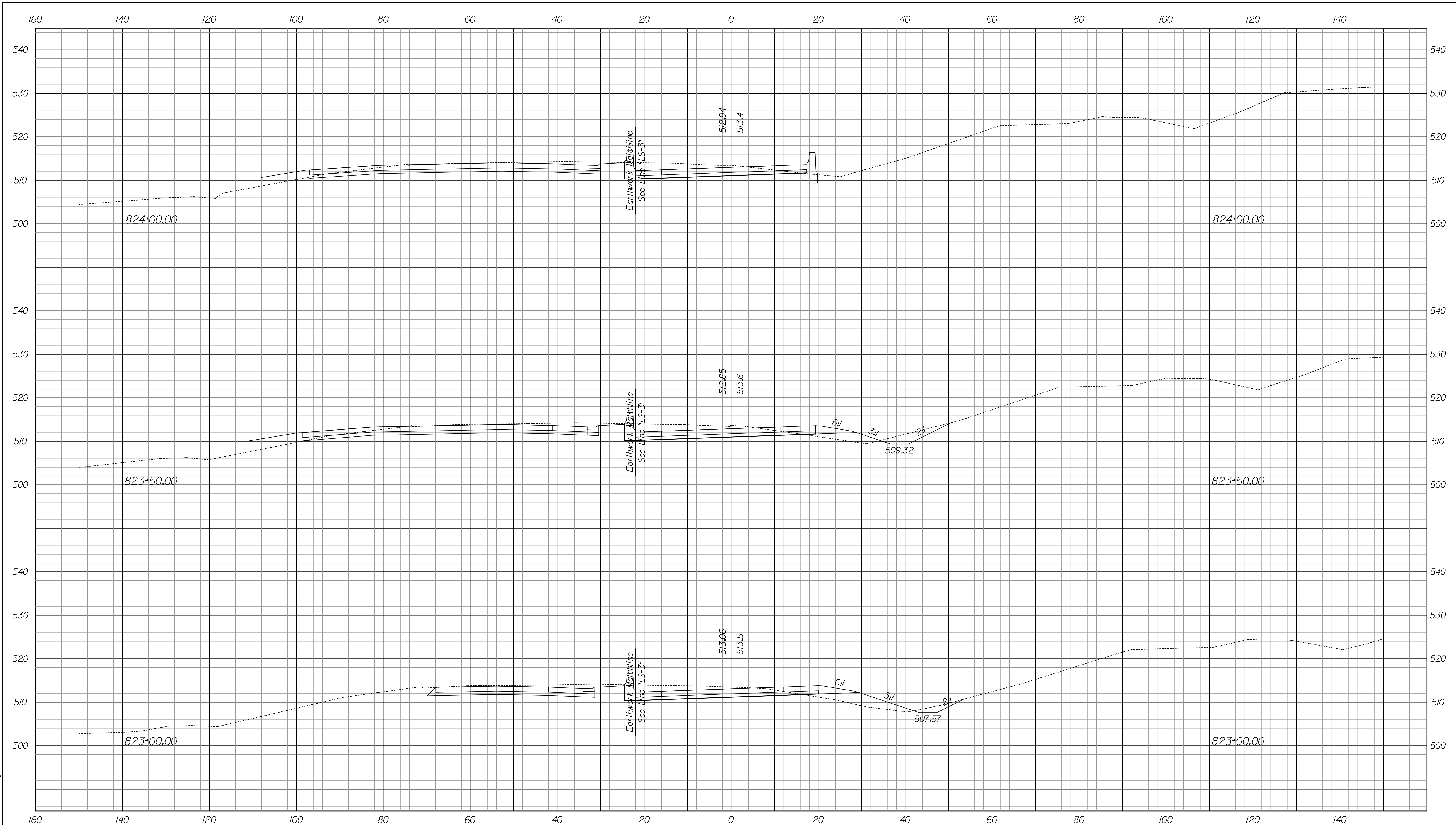


10/12/2011 9:23:25 AM
 F:\V2005\07740\Drawings\08B23\Ex.dwg

RECOMMENDED FOR APPROVAL _____		DESIGN ENGINEER _____ DATE _____	
DESIGNED: JSB	DRAWN: MRS		
CHECKED: WSL	CHECKED: JSB		

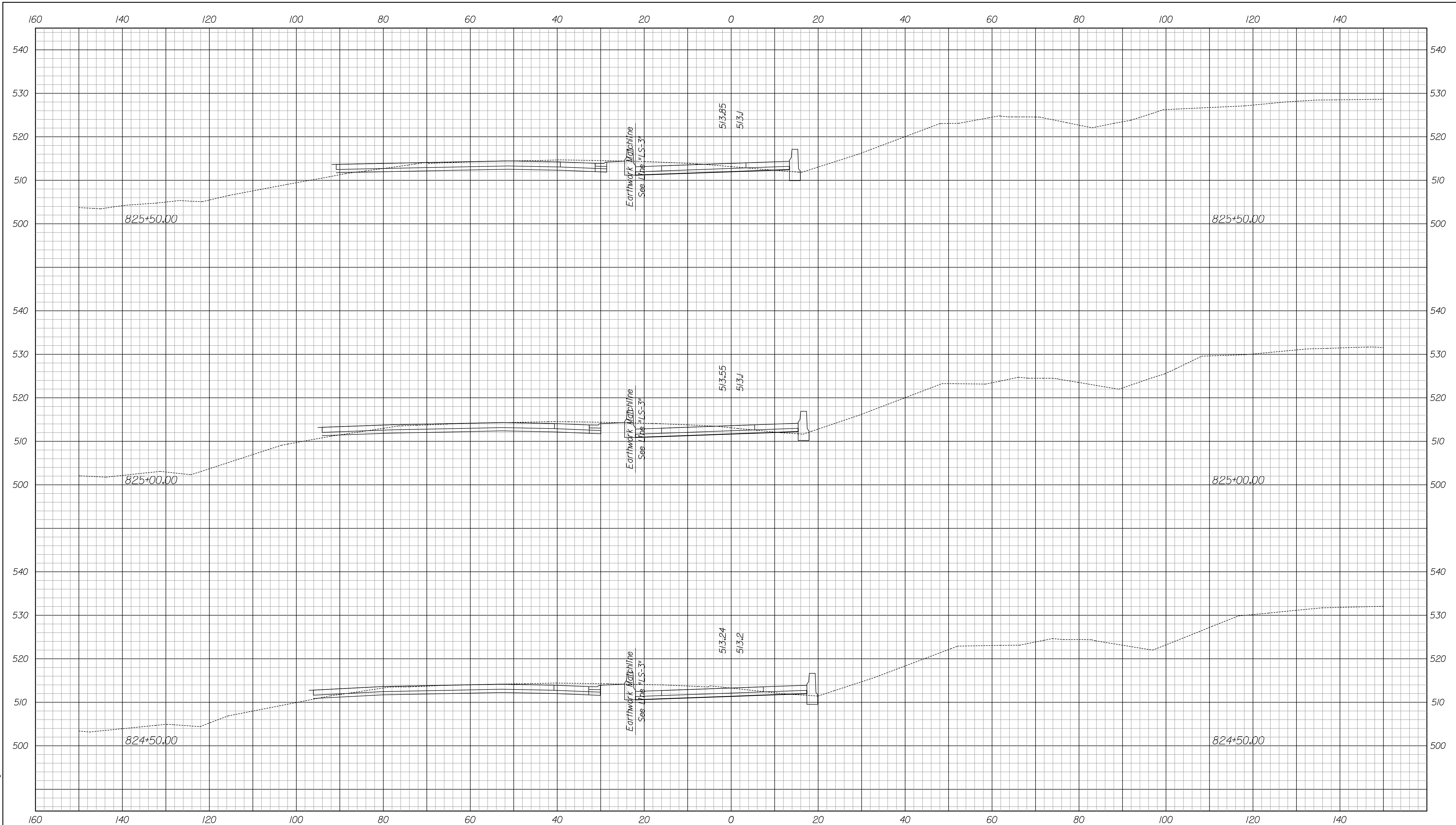
INDIANA
 DEPARTMENT OF TRANSPORTATION
 CROSS SECTIONS
 RAMP "IR-8"
 STA. 821+50.00 TO 822+50.00

HORIZONTAL SCALE 1" = 10'		BRIDGE FILE	
VERTICAL SCALE 1" = 10'		DESIGNATION 0810244	
SURVEY BOOK	DWG. NO. XS-15	SHEET NO. 15 of 18	
CONTRACT	PROJECT 0810244		



10/12/2011 9:23:27 AM
 F:\V2005\07740\Drawings\0810244\XS-16.dgn

	RECOMMENDED FOR APPROVAL _____ DESIGN ENGINEER DATE	INDIANA DEPARTMENT OF TRANSPORTATION	BRIDGE FILE _____	
DESIGNED: JSB CHECKED: WSL	DRAWN: MRS CHECKED: JSB	CROSS SECTIONS RAMP "IR-8" STA. 823+00.00 TO 824+00.00	HORIZONTAL SCALE 1" = 10' VERTICAL SCALE 1" = 10' SURVEY BOOK _____ CONTRACT _____	DESIGNATION 0810244 DWG. NO. XS-16 SHEET NO. 16 of 18 PROJECT 0810244

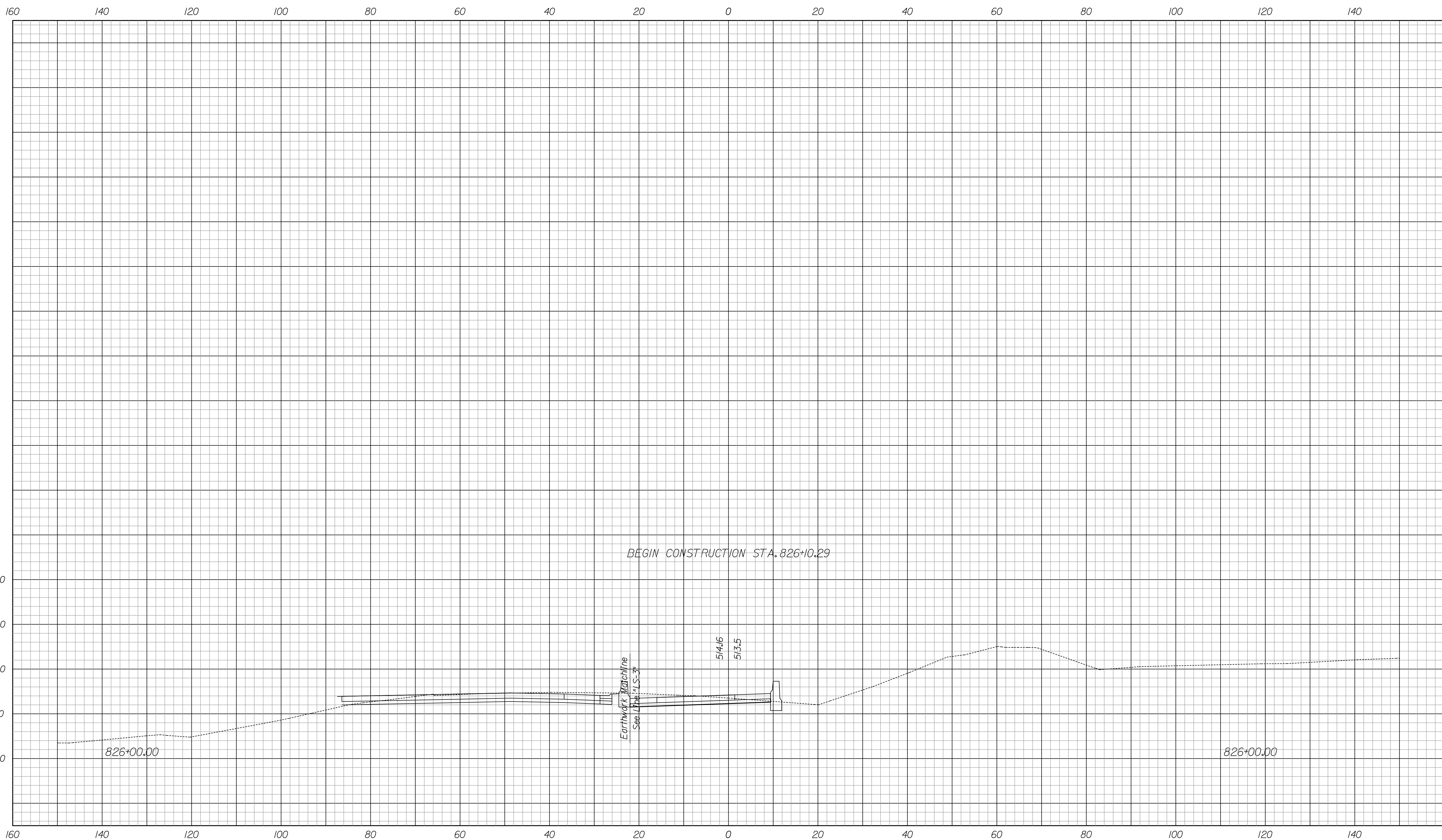


10/12/2011 9:23:28 AM
 F:\V2005\07740\Drawings\me08823\Ex.rft.dgn

RECOMMENDED FOR APPROVAL _____	
DESIGNED: JSB	DRAWN: MRS
CHECKED: WSL	CHECKED: JSB

INDIANA
 DEPARTMENT OF TRANSPORTATION
 CROSS SECTIONS
 RAMP "IR-8"
 STA. 824+50.00 TO 825+50.00

HORIZONTAL SCALE 1" = 10'	BRIDGE FILE	
VERTICAL SCALE 1" = 10'	DESIGNATION 0810244	
SURVEY BOOK	DWG. NO. XS-17	SHEET NO. 17 of 18
CONTRACT	PROJECT 0810244	

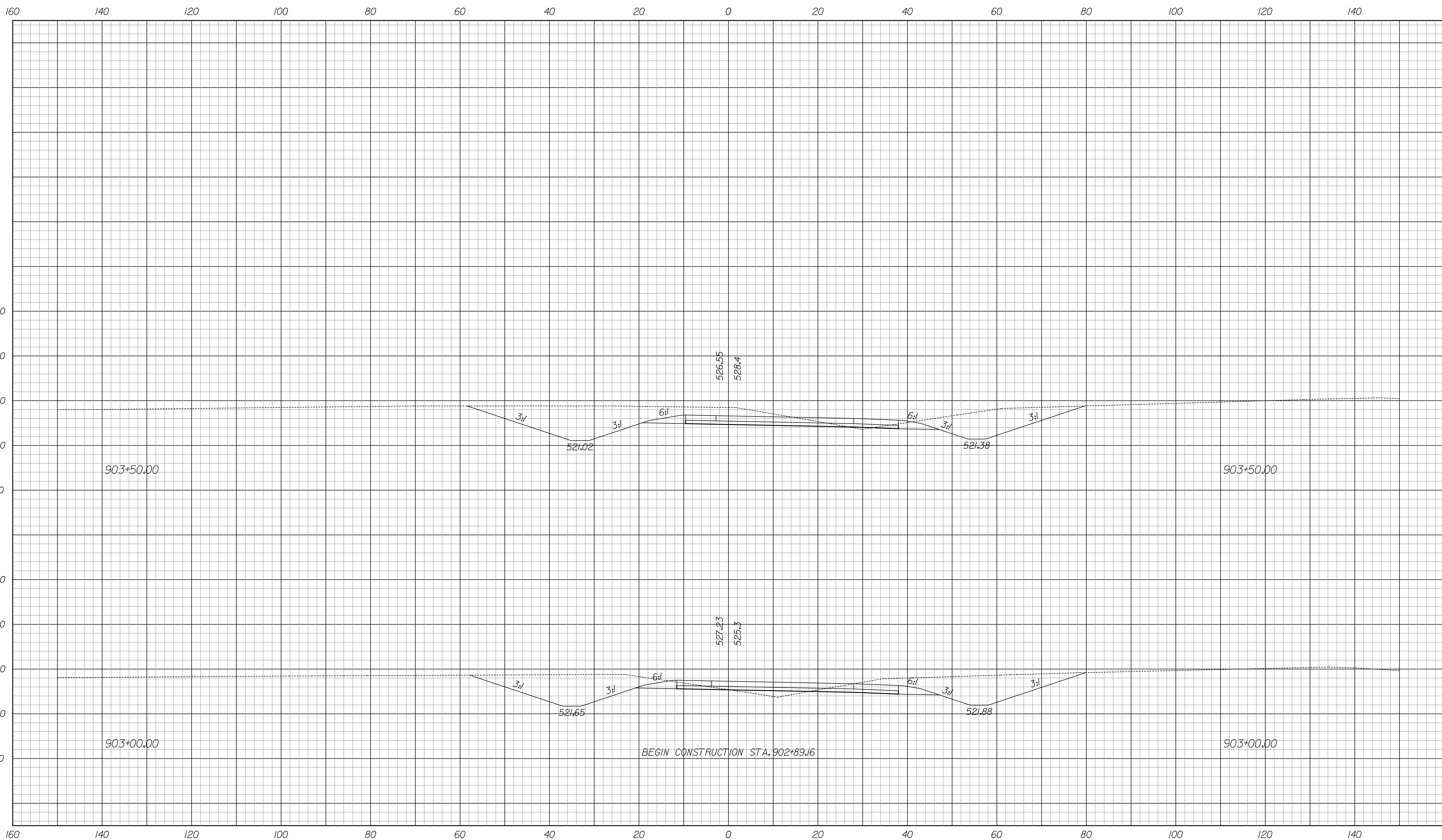


10/12/2011 9:23:29 AM
 P:\W2005\UT7\A\Drawings\me08823\Ex.rft8.dgn

RECOMMENDED FOR APPROVAL _____		DESIGN ENGINEER _____		DATE _____	
DESIGNED:	JSB	DRAWN:	MRS		
CHECKED:	WSL	CHECKED:	JSB		

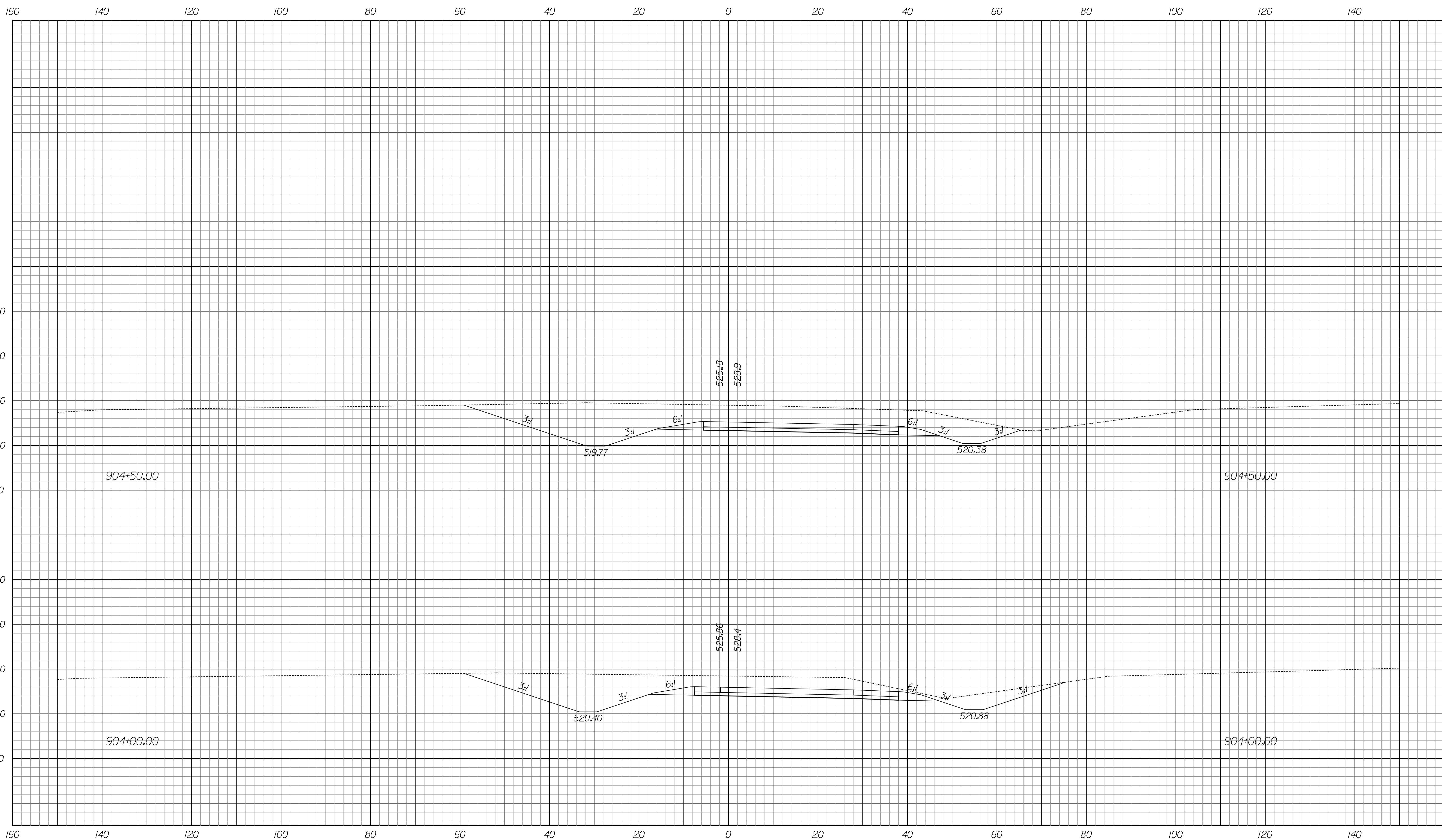
INDIANA
 DEPARTMENT OF TRANSPORTATION
 CROSS SECTIONS
 RAMP "IR-8"
 STA. 826+00.00 TO 826+00.00

HORIZONTAL SCALE 1" = 10'		BRIDGE FILE	
VERTICAL SCALE 1" = 10'		DESIGNATION 0810244	
SURVEY BOOK	DWG. NO. XS-1B	SHEET NO. 1B of 1B	
CONTRACT	PROJECT 0810244		



10/12/2011 9:23:34 AM
 P:\W2005\UT7\A\Drawings\me08823\Ex.r19.dgn

	RECOMMENDED FOR APPROVAL _____ DESIGN ENGINEER DATE	INDIANA DEPARTMENT OF TRANSPORTATION	HORIZONTAL SCALE 1" = 10'	BRIDGE FILE
	DESIGNED: JSB DRAWN: MRS CHECKED: WSL CHECKED: JSB	CROSS SECTIONS RAMP "IR-9" STA. 903+00.00 TO 903+50.00	VERTICAL SCALE 1" = 10'	DESIGNATION OB10244
			SURVEY BOOK	DWG. NO. XS-1
			CONTRACT	SHEET NO. 1 of 31 PROJECT OB10244

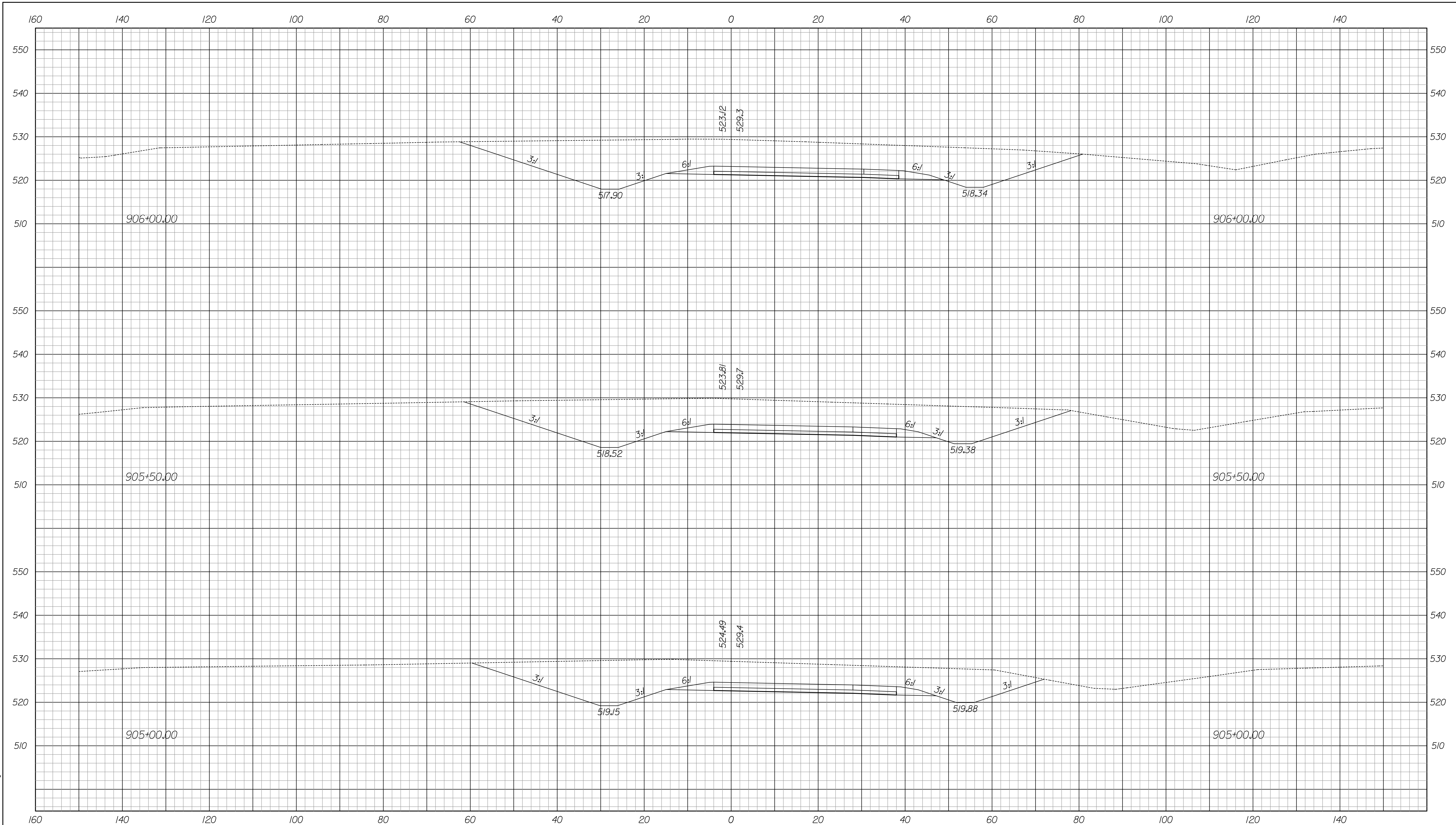


10/12/2011 9:23:36 AM
 P:\V2005\UT7\A\Drawings\me08823\Ex.r19.dgn

RECOMMENDED FOR APPROVAL _____		DESIGN ENGINEER _____ DATE _____	
DESIGNED: JSB	DRAWN: MRS		
CHECKED: WSL	CHECKED: JSB		

INDIANA
 DEPARTMENT OF TRANSPORTATION
 CROSS SECTIONS
 RAMP "IR-9"
 STA. 904+00.00 TO 904+50.00

HORIZONTAL SCALE 1" = 10'	BRIDGE FILE	
VERTICAL SCALE 1" = 10'	DESIGNATION OB10244	
SURVEY BOOK	DWG. NO. XS-2	SHEET NO. 2 of 31
CONTRACT	PROJECT OB10244	



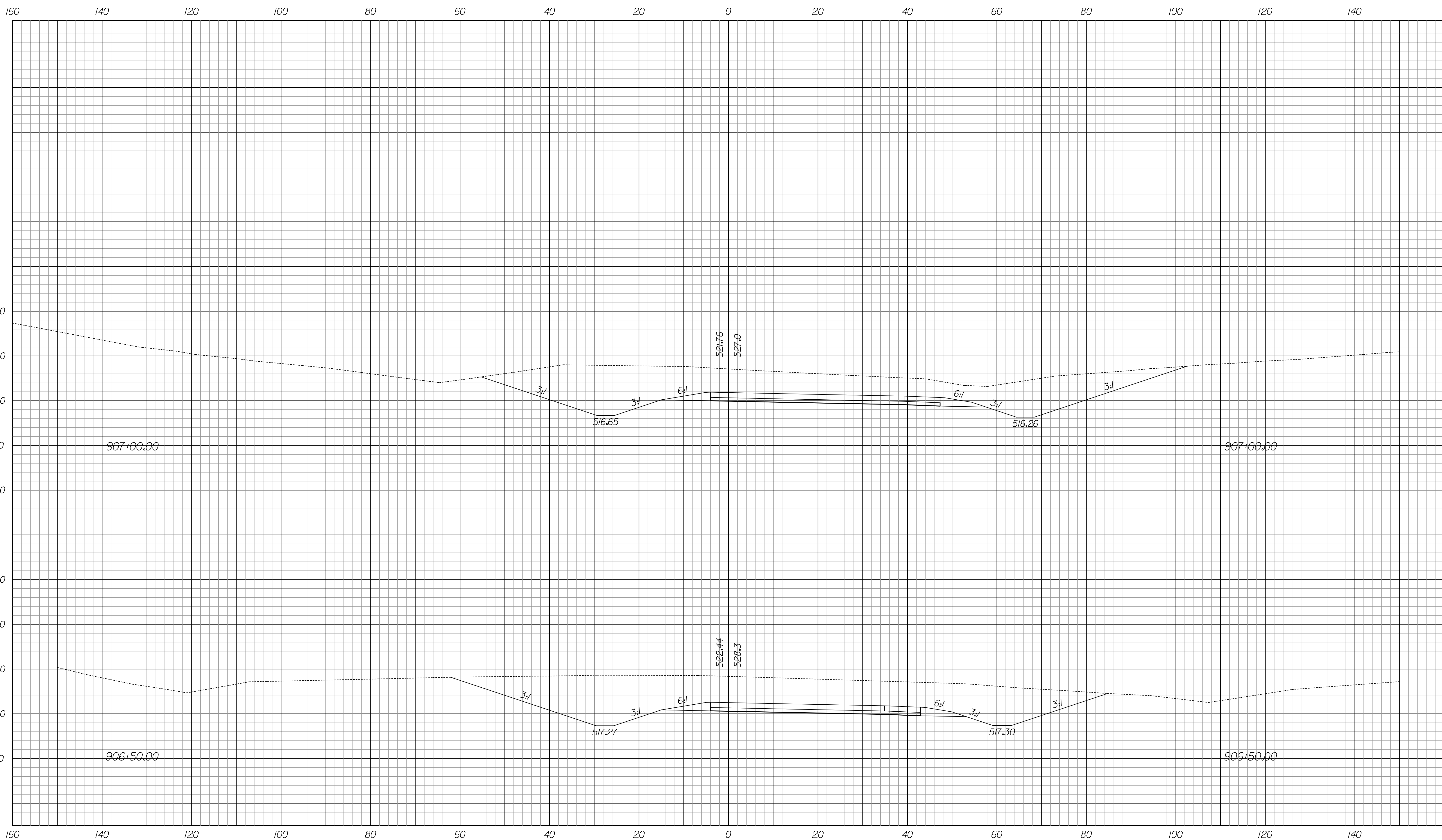
10/12/2011 9:23:38 AM
 P:\V2005\0774\U.Drawings\me08823.Ex.r19.dgn

RECOMMENDED FOR APPROVAL _____		DESIGN ENGINEER _____ DATE _____	
DESIGNED: JSB	DRAWN: MRS		
CHECKED: WSL	CHECKED: JSB		

INDIANA
 DEPARTMENT OF TRANSPORTATION

 CROSS SECTIONS
 RAMP "IR-9"
 STA. 905+00.00 TO 906+00.00

HORIZONTAL SCALE 1" = 10'		BRIDGE FILE	
VERTICAL SCALE 1" = 10'		DESIGNATION OB10244	
SURVEY BOOK	DWG. NO. XS-3	SHEET NO. 3 of 31	
CONTRACT	PROJECT OB10244		

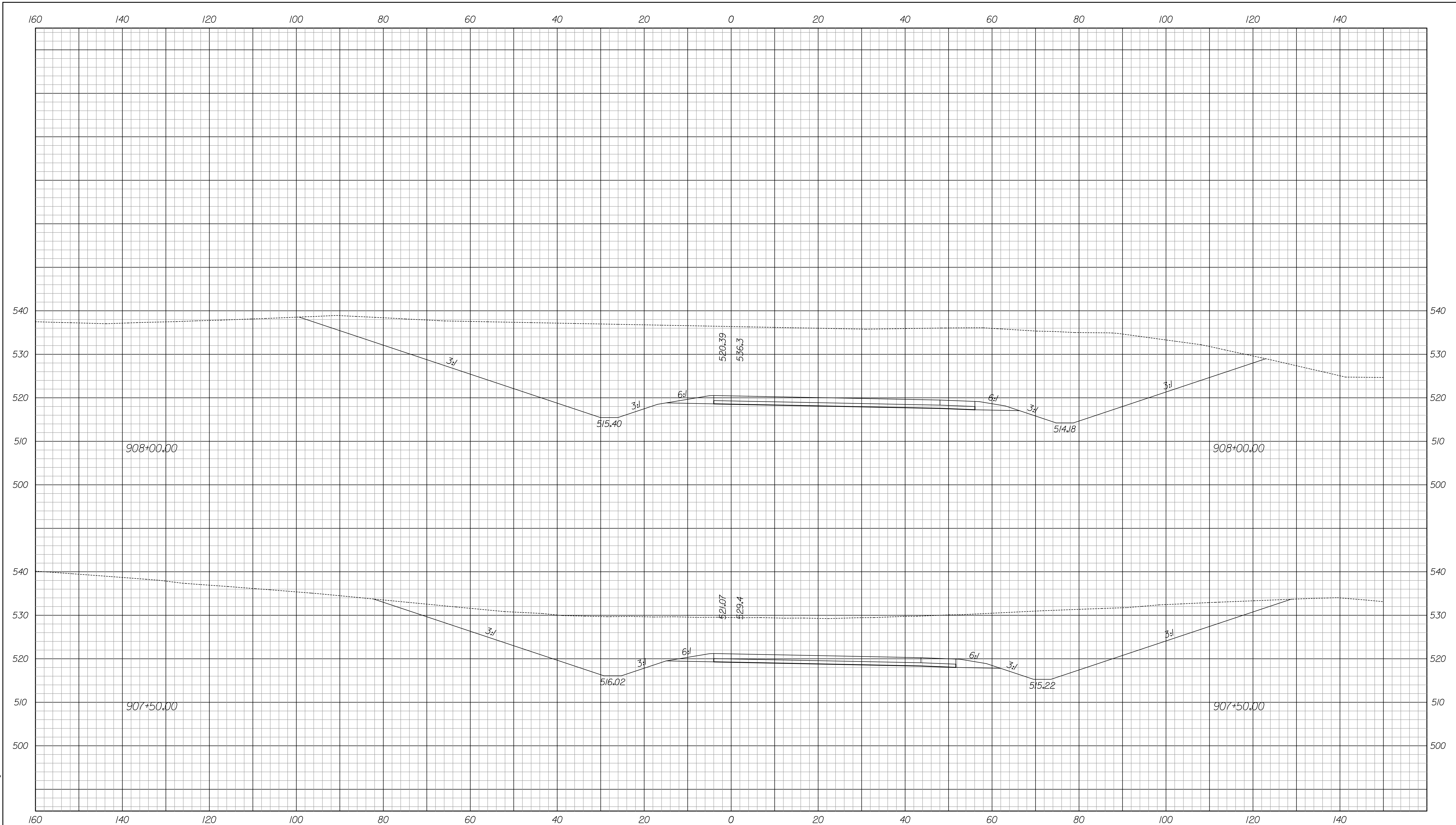


10/12/2011 9:23:40 AM
 P:\V2005\UT7\A\Drawings\me08823\Ex.r19.dgn

RECOMMENDED FOR APPROVAL _____		DESIGN ENGINEER _____ DATE _____	
DESIGNED: JSB	DRAWN: MRS		
CHECKED: WSL	CHECKED: JSB		

INDIANA
 DEPARTMENT OF TRANSPORTATION
 CROSS SECTIONS
 RAMP "IR-9"
 STA. 906+50.00 TO 907+00.00

HORIZONTAL SCALE 1" = 10'		BRIDGE FILE	
VERTICAL SCALE 1" = 10'		DESIGNATION OB10244	
SURVEY BOOK	DWG. NO. XS-4	SHEET NO. 4 of 31	
CONTRACT	PROJECT OB10244		

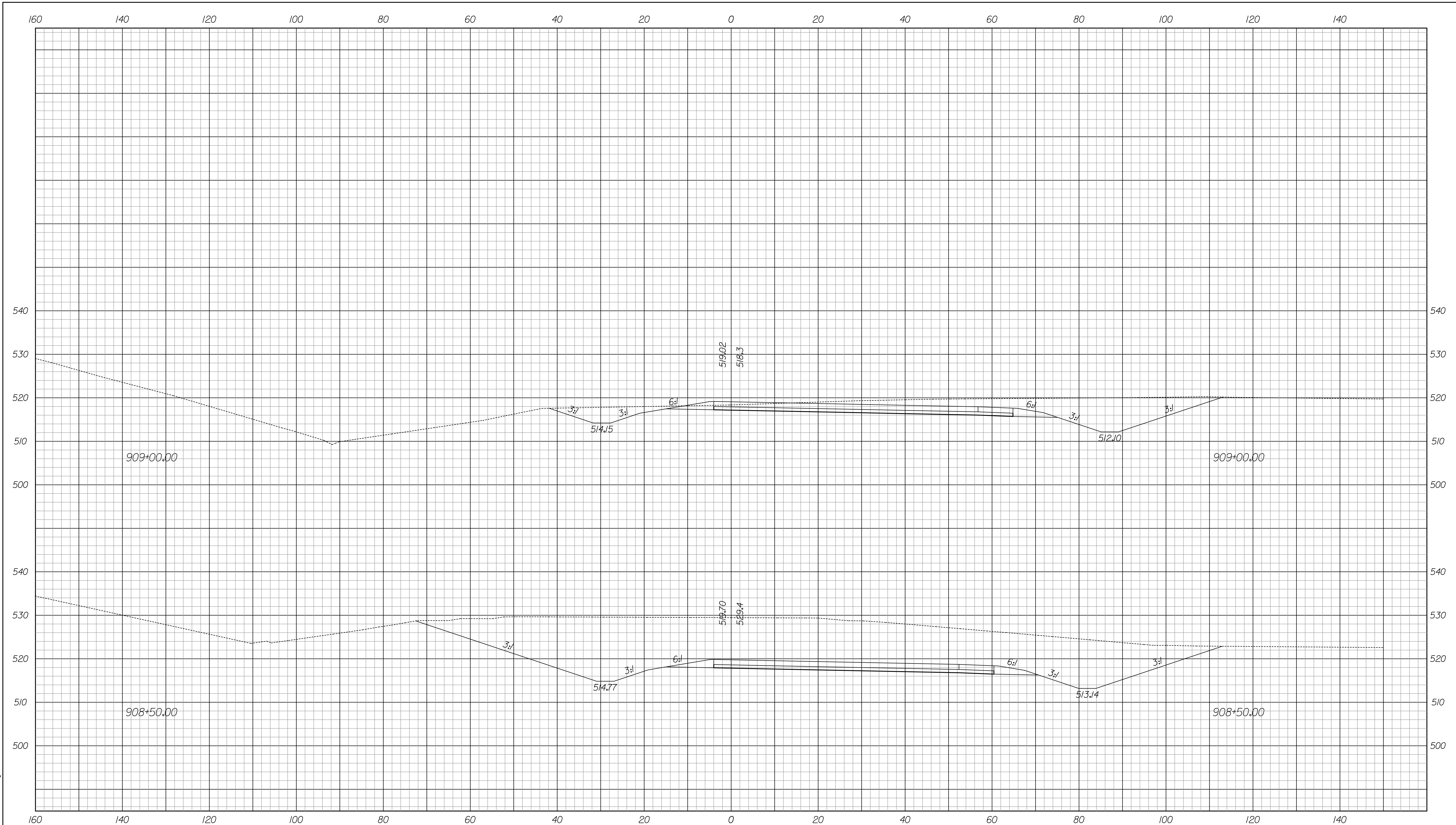


10/12/2011 9:23:42 AM
 P:\V2005\07740\Drawings\cme\0823\Ex.r19.dgn

RECOMMENDED FOR APPROVAL _____		DESIGN ENGINEER _____ DATE _____	
DESIGNED: JSB	DRAWN: MRS		
CHECKED: WSL	CHECKED: JSB		

INDIANA
 DEPARTMENT OF TRANSPORTATION
 CROSS SECTIONS
 RAMP "IR-9"
 STA. 907+50.00 TO 908+00.00

HORIZONTAL SCALE 1" = 10'	BRIDGE FILE	
VERTICAL SCALE 1" = 10'	DESIGNATION OB10244	
SURVEY BOOK	DWG. NO. XS-5	SHEET NO. 5 of 31
CONTRACT	PROJECT OB10244	



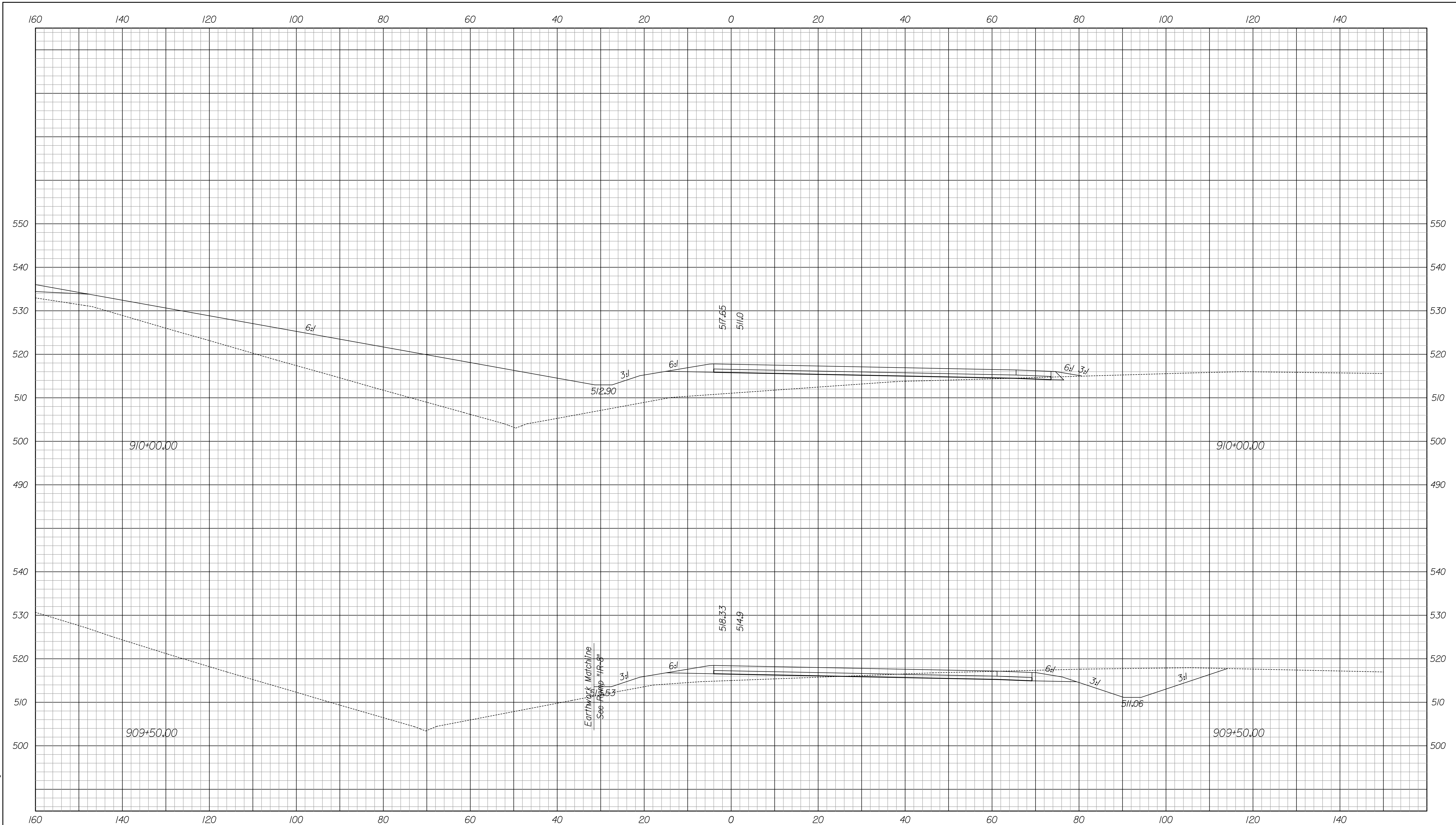
10/12/2011 9:23:44 AM
 P:\2005\07740\Drawings\me08823\Ex.r19.dgn

RECOMMENDED FOR APPROVAL _____		DESIGN ENGINEER _____ DATE _____	
DESIGNED: JSB	DRAWN: MRS		
CHECKED: WSL	CHECKED: JSB		

INDIANA
 DEPARTMENT OF TRANSPORTATION

 CROSS SECTIONS
 RAMP "IR-9"
 STA. 908+50.00 TO 909+00.00

HORIZONTAL SCALE 1" = 10'	BRIDGE FILE	
VERTICAL SCALE 1" = 10'	DESIGNATION OB10244	
SURVEY BOOK	DWG. NO. XS-6	SHEET NO. 6 of 31
CONTRACT	PROJECT OB10244	



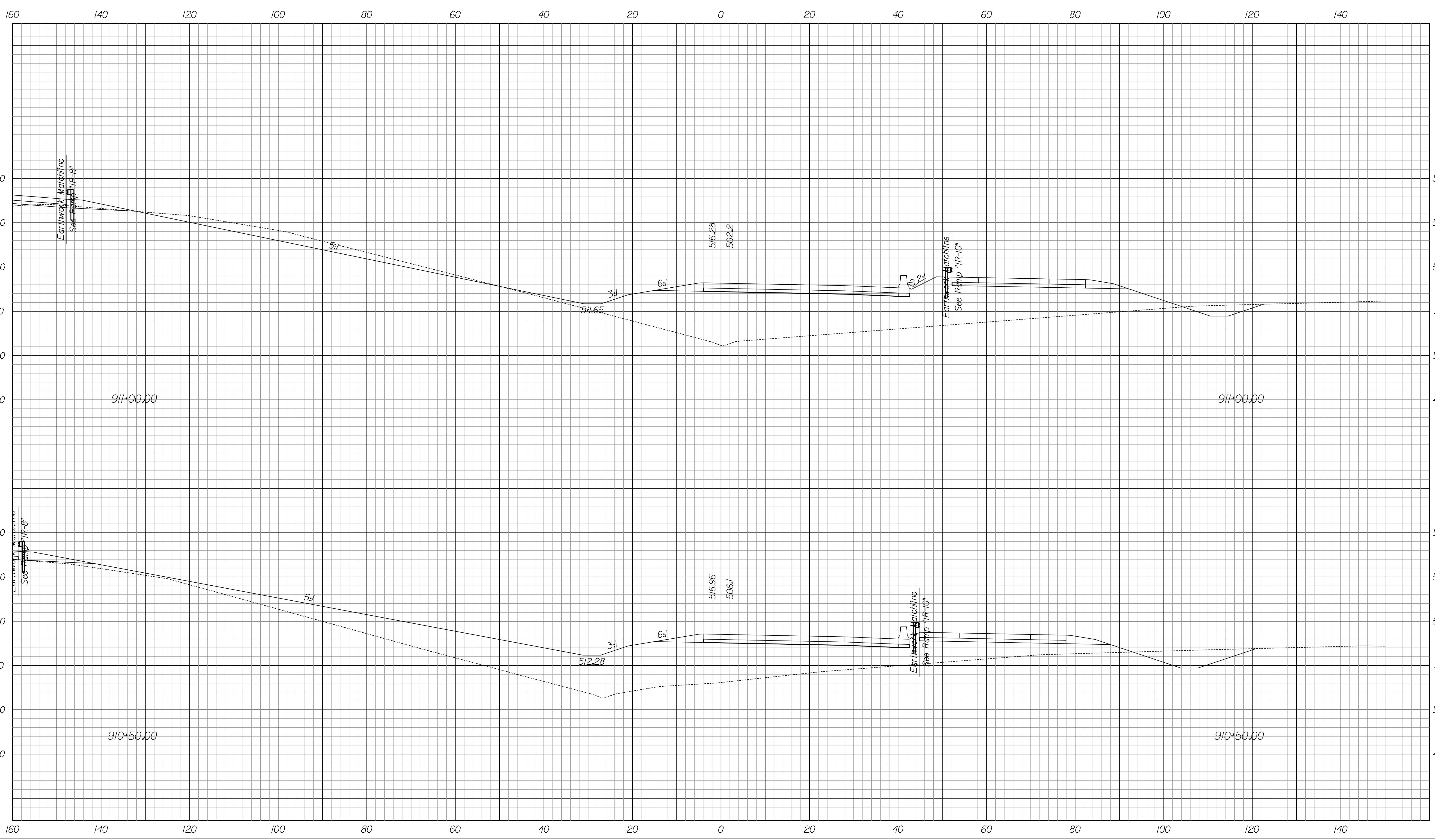
10/12/2011 9:23:45 AM
 P:\V2005\UT7\A01\Drawings\me08823\Ex.r19.dgn

RECOMMENDED FOR APPROVAL _____		DESIGN ENGINEER _____ DATE _____	
DESIGNED: JSB	DRAWN: MRS		
CHECKED: WSL	CHECKED: JSB		

INDIANA
 DEPARTMENT OF TRANSPORTATION

 CROSS SECTIONS
 RAMP "IR-9"
 STA. 909+50.00 TO 910+00.00

HORIZONTAL SCALE 1" = 10'	BRIDGE FILE	
VERTICAL SCALE 1" = 10'	DESIGNATION OB10244	
SURVEY BOOK	DWG. NO. XS-7	SHEET NO. 7 of 31
CONTRACT	PROJECT OB10244	

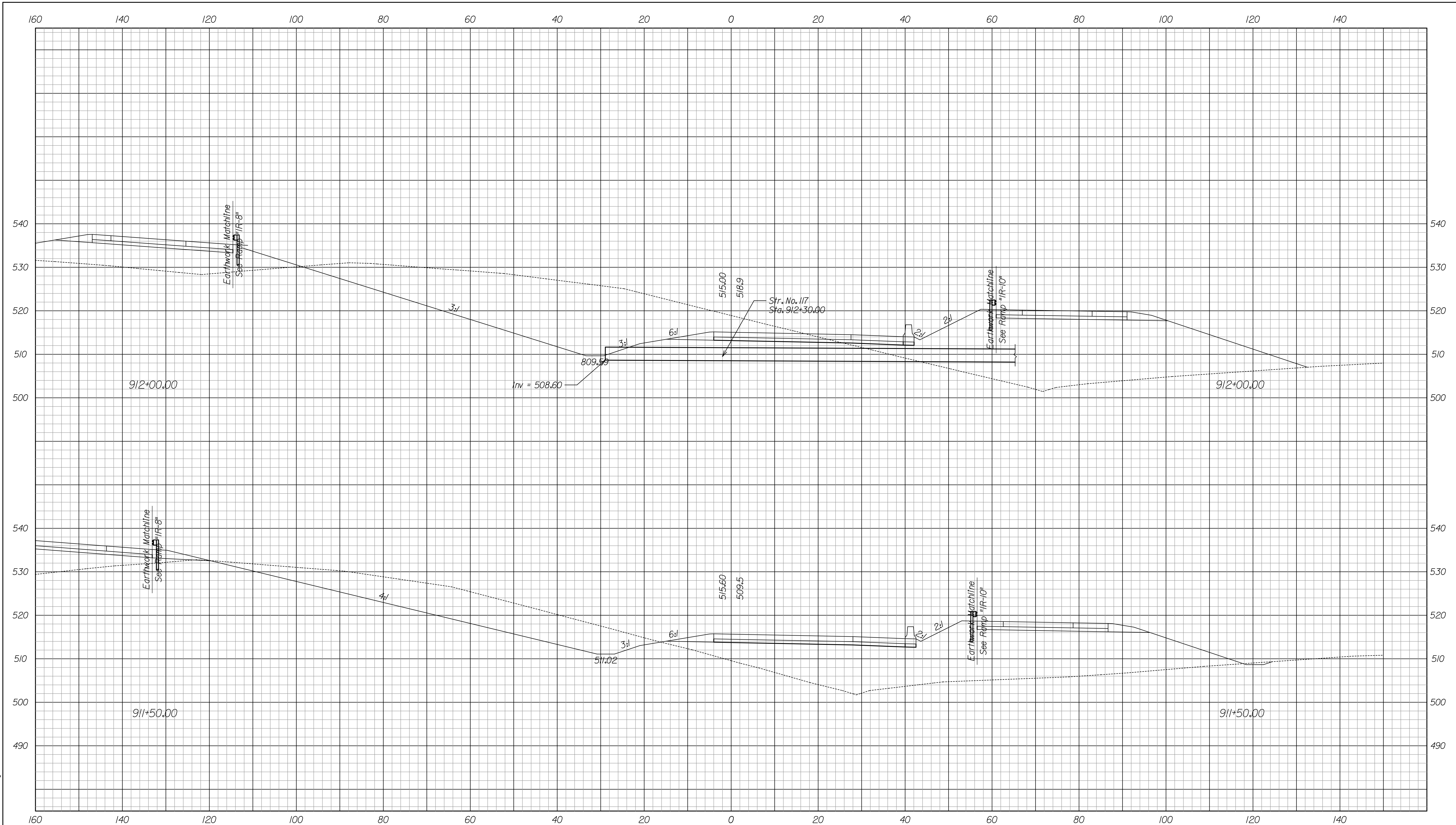


9:23:47 AM
 10/12/2011
 P:\W2005\UT7\A01_Drawings\me08823_Ext\IR9.dgn

RECOMMENDED FOR APPROVAL _____	
DESIGNED: JSB	DRAWN: MRS
CHECKED: WSL	CHECKED: JSB

INDIANA
 DEPARTMENT OF TRANSPORTATION
 CROSS SECTIONS
 RAMP "IR-9"
 STA. 910+50.00 TO 911+00.00

HORIZONTAL SCALE 1" = 10'	BRIDGE FILE	
VERTICAL SCALE 1" = 10'	DESIGNATION OB10244	
SURVEY BOOK	DWG. NO. XS-8	SHEET NO. 8 of 31
CONTRACT	PROJECT OB10244	

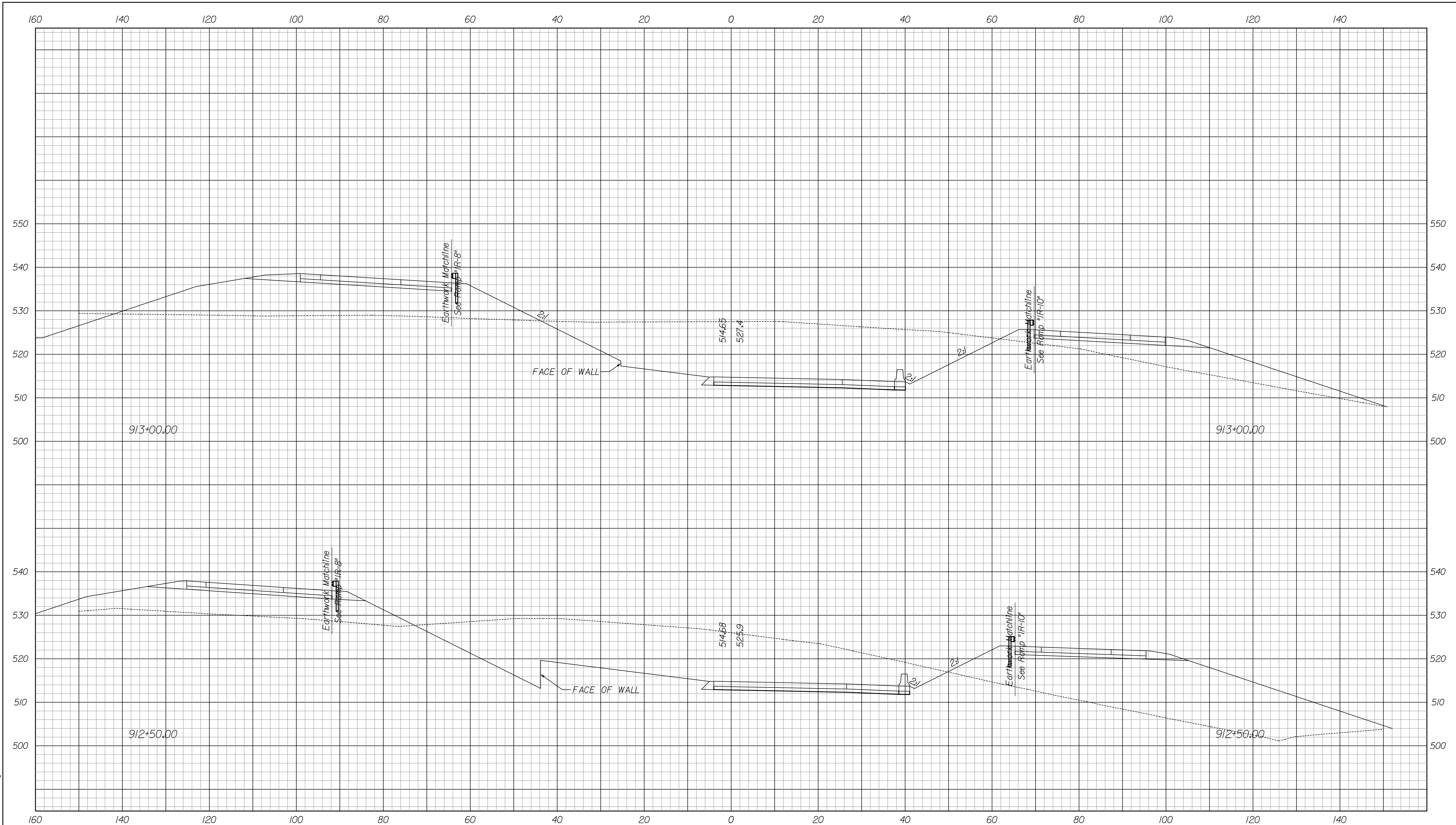


10/12/2011 9:23:49 AM
 F:\V2005\07740\Drawings\cme08823\Ex.r19.dgn

RECOMMENDED FOR APPROVAL _____		DESIGN ENGINEER _____ DATE _____	
DESIGNED: JSB	DRAWN: MRS		
CHECKED: WSL	CHECKED: JSB		

INDIANA
 DEPARTMENT OF TRANSPORTATION
 CROSS SECTIONS
 RAMP "IR-9"
 STA. 911+50.00 TO 912+00.00

HORIZONTAL SCALE 1" = 10'	BRIDGE FILE	
VERTICAL SCALE 1" = 10'	DESIGNATION OB10244	
SURVEY BOOK	DWG. NO. XS-9	SHEET NO. 9 of 31
CONTRACT	PROJECT OB10244	

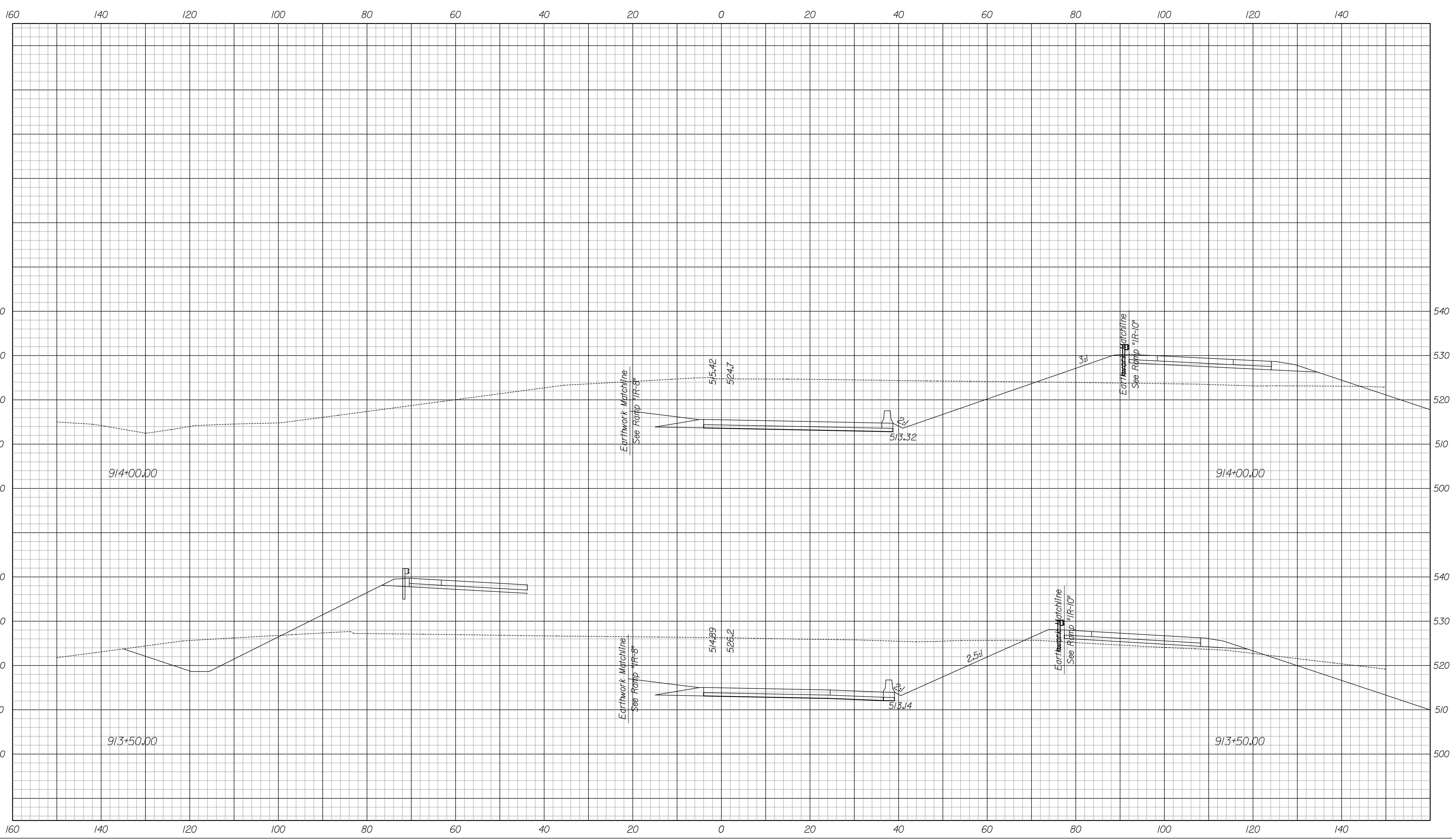


10/12/2011 9:23:51 AM
 P:\W2005\UT7\A01_Drawings\me08823\Ex18189.dgn

RECOMMENDED FOR APPROVAL _____		DESIGN ENGINEER _____ DATE _____	
DESIGNED: JSB	DRAWN: MRS		
CHECKED: WSL	CHECKED: JSB		

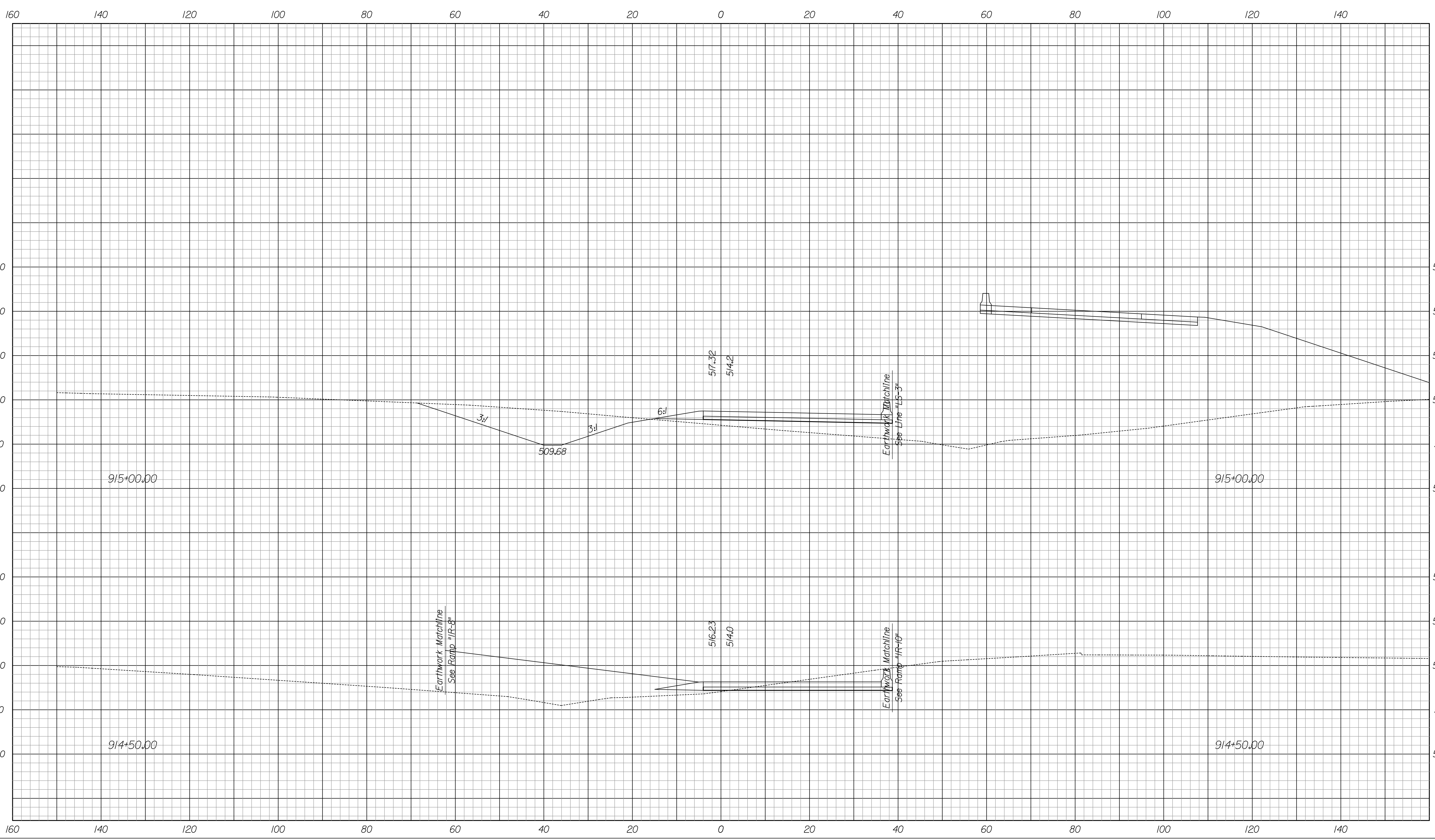
INDIANA
 DEPARTMENT OF TRANSPORTATION
 CROSS SECTIONS
 RAMP "IR-9"
 STA. 9/2+50.00 TO 9/3+00.00

HORIZONTAL SCALE 1" = 10'		BRIDGE FILE	
VERTICAL SCALE 1" = 10'		DESIGNATION OB10244	
SURVEY BOOK	DWG. NO. XS-10	SHEET NO. 10 of 31	
CONTRACT	PROJECT OB10244		



10/12/2011 9:23:53 AM
 P:\W2005\UT7\A\Drawings\me08823\Ex.r19.dgn

	RECOMMENDED FOR APPROVAL _____ DESIGN ENGINEER DATE	INDIANA DEPARTMENT OF TRANSPORTATION	HORIZONTAL SCALE 1" = 10' VERTICAL SCALE 1" = 10'	BRIDGE FILE DESIGNATION OB10244
	DESIGNED: JSB DRAWN: MRS CHECKED: WSL CHECKED: JSB	CROSS SECTIONS RAMP "IR-9" STA. 9/3+50.00 TO 9/4+00.00	SURVEY BOOK CONTRACT	DWG. NO. XS-11 SHEET NO. 11 of 31 PROJECT OB10244

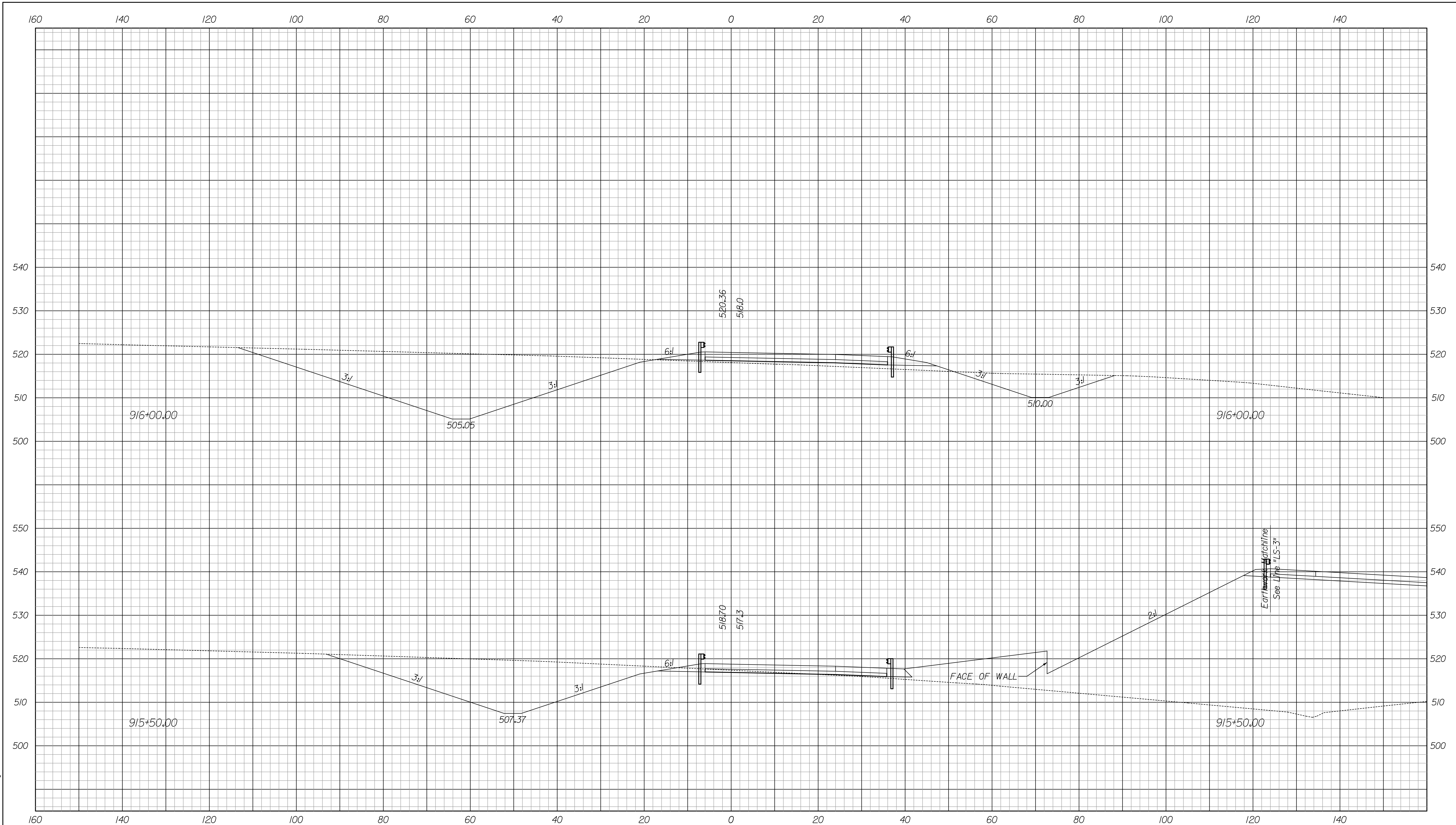


P:\2005\07740\Drawings\me08823\Ex.r19.dgn
 10/12/2011 9:23:55 AM

RECOMMENDED FOR APPROVAL _____	
DESIGN ENGINEER DATE	
DESIGNED: JSB	DRAWN: MRS
CHECKED: WSL	CHECKED: JSB

INDIANA
 DEPARTMENT OF TRANSPORTATION
 CROSS SECTIONS
 RAMP "IR-9"
 STA. 914+50.00 TO 915+00.00

HORIZONTAL SCALE 1" = 10'	BRIDGE FILE	
VERTICAL SCALE 1" = 10'	DESIGNATION OB10244	
SURVEY BOOK	DWG. NO. XS-12	SHEET NO. 12 of 31
CONTRACT	PROJECT OB10244	



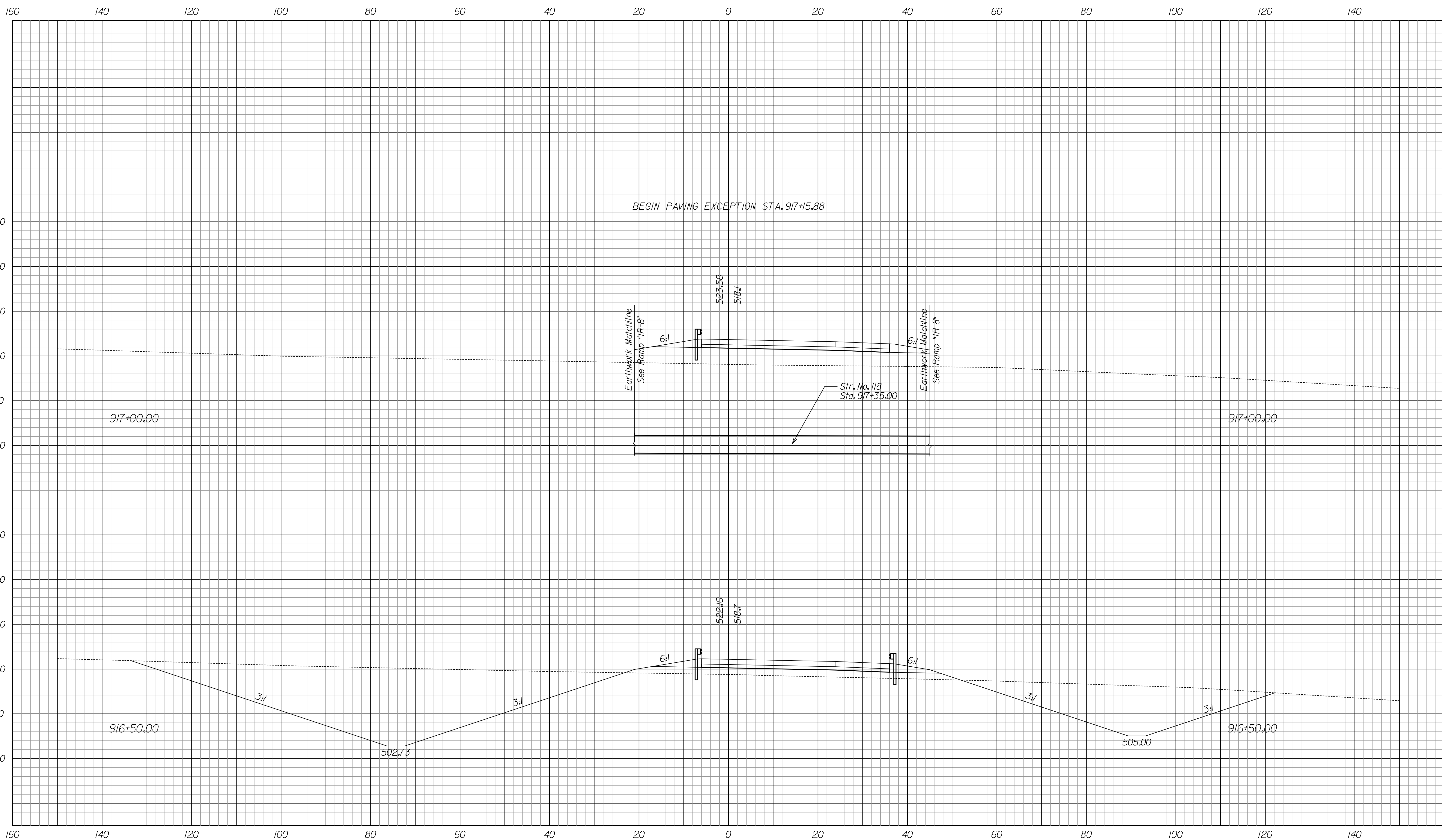
P:\V2005\077\A01\Drawings\cme08823\Exhib9.dgn
 10/12/2011 9:23:57 AM

RECOMMENDED FOR APPROVAL _____		DESIGN ENGINEER _____ DATE _____	
DESIGNED: JSB	DRAWN: MRS		
CHECKED: WSL	CHECKED: JSB		

INDIANA
 DEPARTMENT OF TRANSPORTATION

 CROSS SECTIONS
 RAMP "IR-9"
 STA. 915+50.00 TO 916+00.00

HORIZONTAL SCALE 1" = 10'		BRIDGE FILE	
VERTICAL SCALE 1" = 10'		DESIGNATION OB10244	
SURVEY BOOK	DWG. NO. XS-13	SHEET NO. 13 of 31	
CONTRACT	PROJECT OB10244		

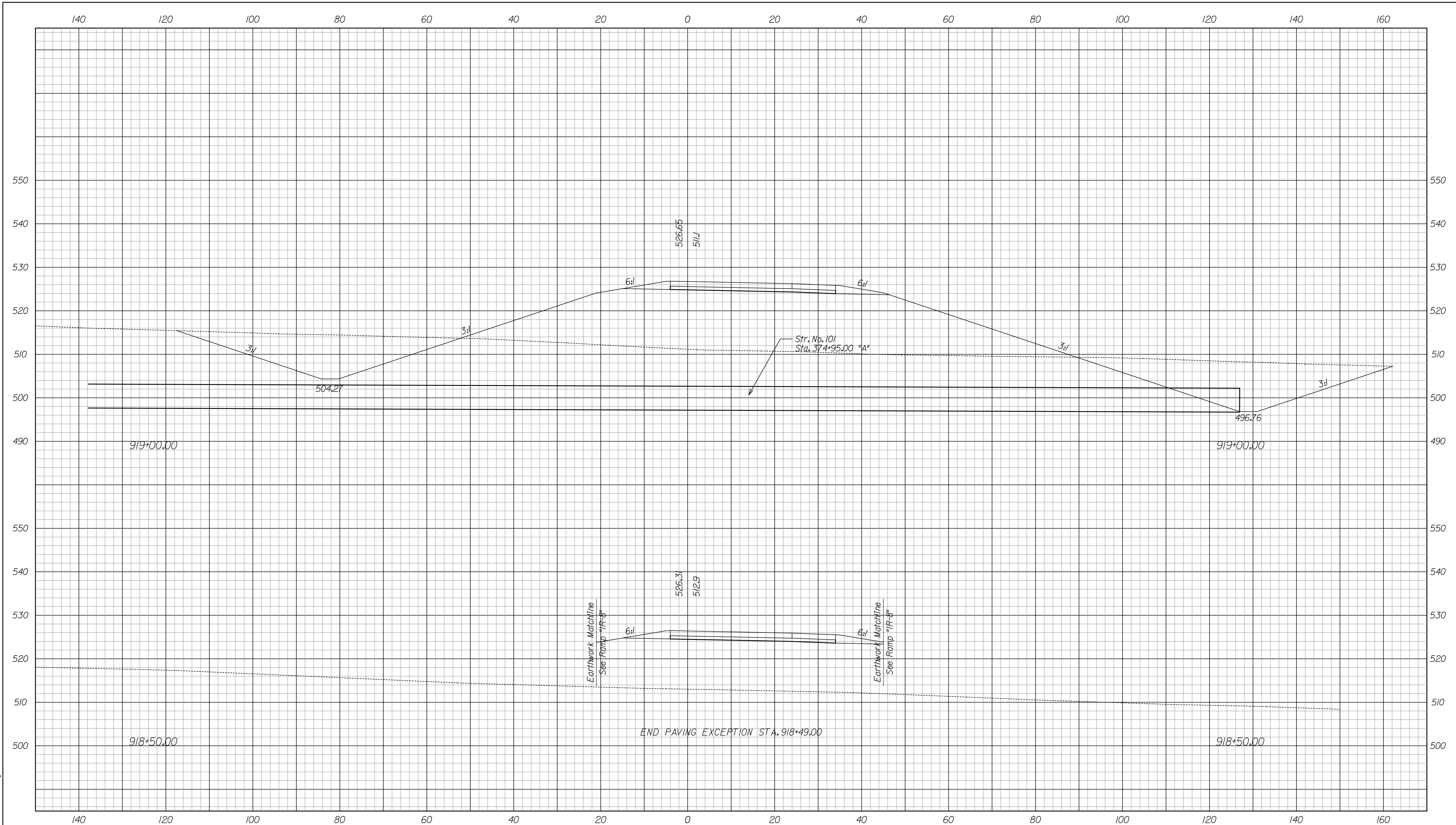


P:\V2005\0774\U\Drawings\cme\0823\Ex\916.dgn
 10/12/2011 9:23:59 AM

RECOMMENDED FOR APPROVAL _____	
DESIGNED: JSB	DRAWN: MRS
CHECKED: WSL	CHECKED: JSB

INDIANA
 DEPARTMENT OF TRANSPORTATION
 CROSS SECTIONS
 RAMP "IR-9"
 STA. 916+50.00 TO 917+00.00

HORIZONTAL SCALE 1" = 10'	BRIDGE FILE	
VERTICAL SCALE 1" = 10'	DESIGNATION OB10244	
SURVEY BOOK	DWG. NO. XS-14	SHEET NO. 14 of 31
CONTRACT	PROJECT OB10244	

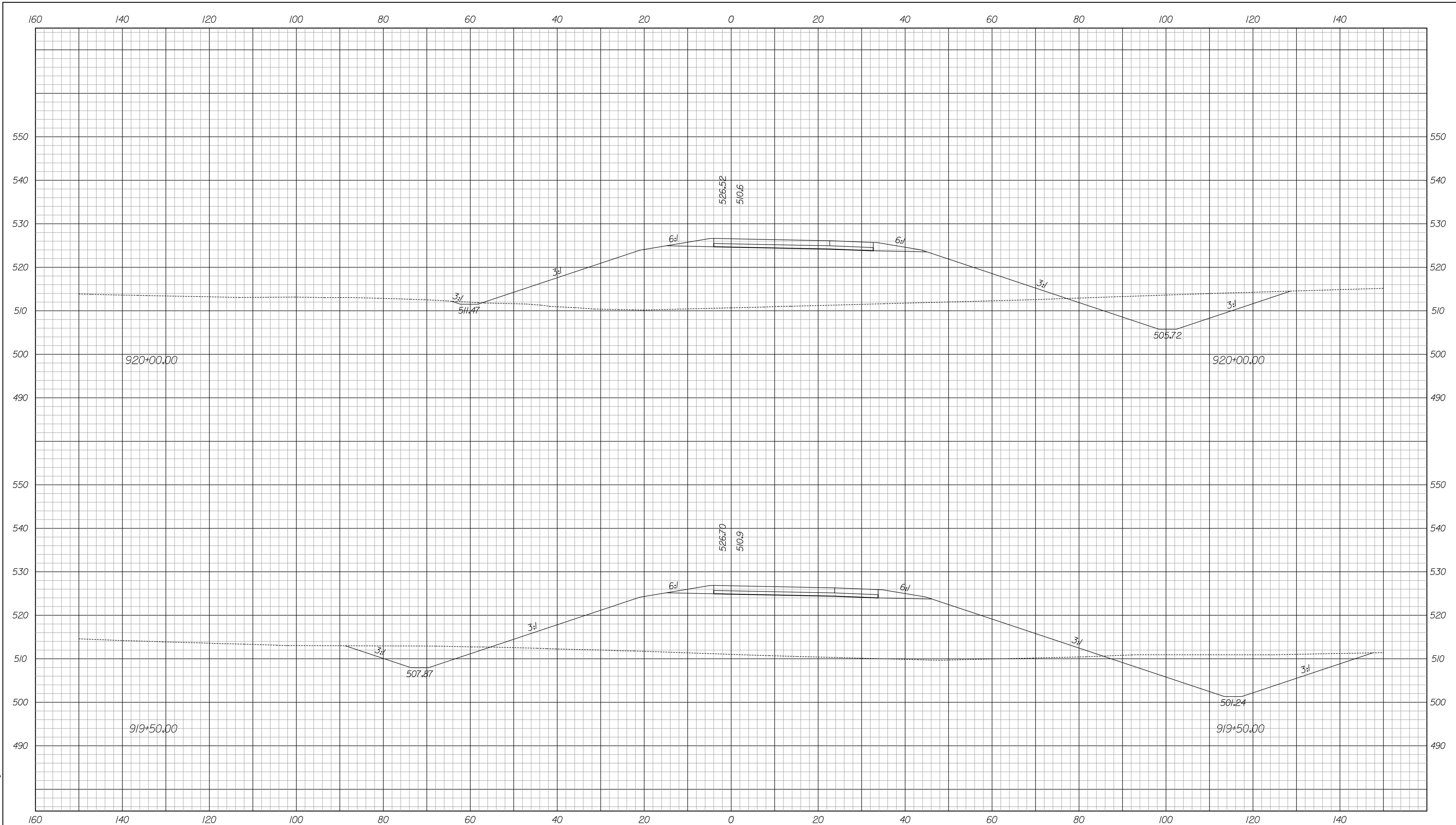


10/12/2011 9:24:01 AM
 F:\V2005\UT7\A.D\Drawings\me0823\Ex1819.dgn

RECOMMENDED FOR APPROVAL _____	
DESIGNED: JSB	DRAWN: MRS
CHECKED: WSL	CHECKED: JSB

INDIANA
 DEPARTMENT OF TRANSPORTATION
 CROSS SECTIONS
 RAMP "IR-9"
 STA. 918+50.00 TO 919+00.00

HORIZONTAL SCALE 1" = 10'	BRIDGE FILE	
VERTICAL SCALE 1" = 10'	DESIGNATION OB10244	
SURVEY BOOK	DWG. NO. XS-15	SHEET NO. 15 of 31
CONTRACT	PROJECT OB10244	

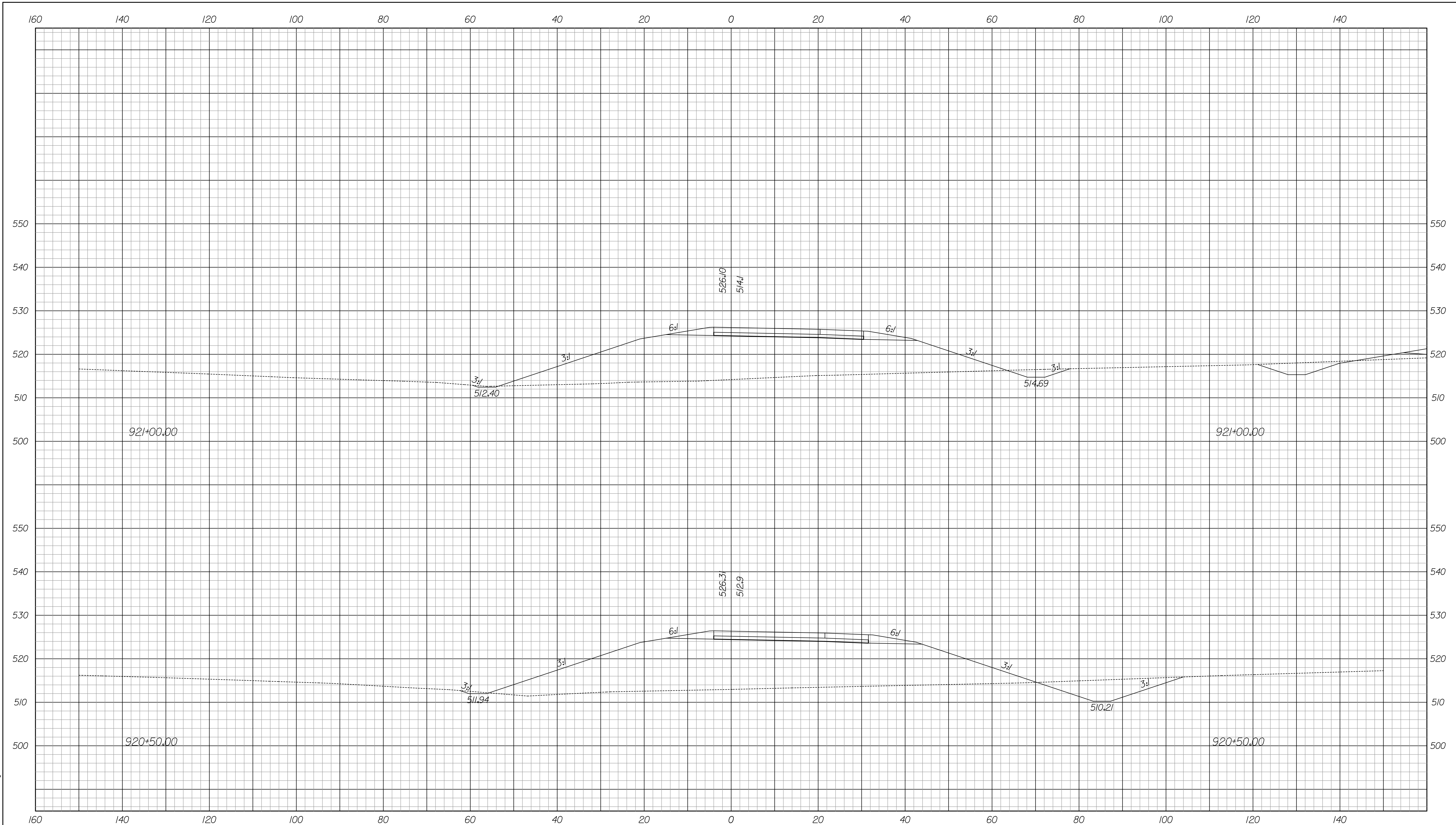


10/12/2011 9:24:03 AM
 P:\V2005\0774\01_Drawings\cme\0823_Ext\919.dgn

RECOMMENDED FOR APPROVAL _____		DESIGN ENGINEER _____ DATE _____	
DESIGNED: JSB	DRAWN: MRS		
CHECKED: WSL	CHECKED: JSB		

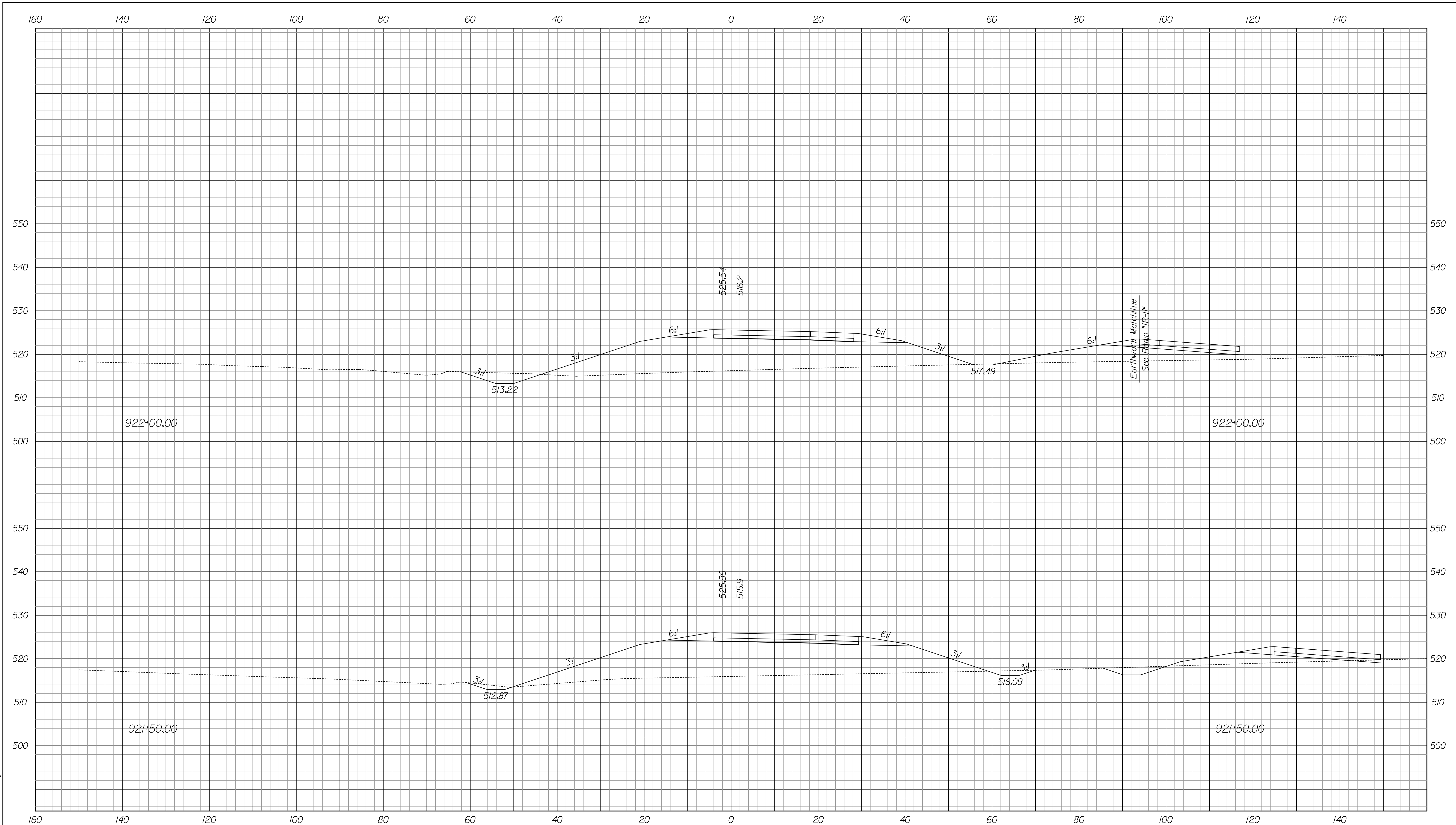
INDIANA
 DEPARTMENT OF TRANSPORTATION
 CROSS SECTIONS
 RAMP "IR-9"
 STA. 919+50.00 TO 920+00.00

HORIZONTAL SCALE 1" = 10'	BRIDGE FILE	
VERTICAL SCALE 1" = 10'	DESIGNATION OB10244	
SURVEY BOOK	DWG. NO. XS-16	SHEET NO. 16 of 31
CONTRACT	PROJECT OB10244	



10/12/2011 9:24:05 AM
 P:\2005\07740\Drawings\me08823\Ex.r19.dgn

	RECOMMENDED FOR APPROVAL _____ DESIGN ENGINEER DATE	INDIANA DEPARTMENT OF TRANSPORTATION	HORIZONTAL SCALE 1" = 10' VERTICAL SCALE 1" = 10'	BRIDGE FILE DESIGNATION OB10244
	DESIGNED: JSB DRAWN: MRS CHECKED: WSL CHECKED: JSB	CROSS SECTIONS RAMP "IR-9" STA. 920+50.00 TO 921+00.00	SURVEY BOOK CONTRACT	DWG. NO. XS-17 SHEET NO. 17 of 31 PROJECT OB10244

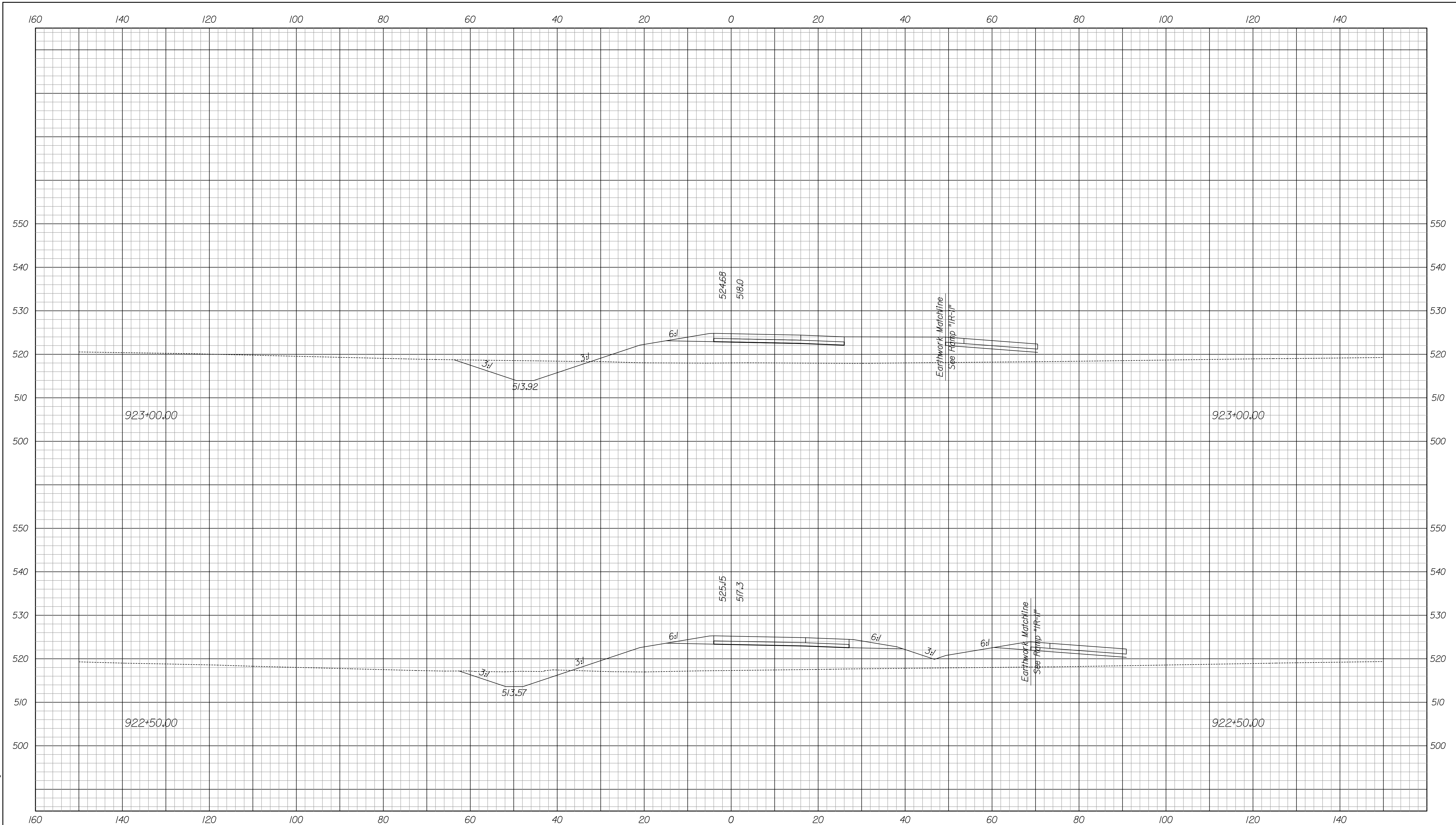


10/12/2011 9:24:07 AM
 P:\V2005\0774\U\Drawings\cme\8823\Ex\819.dgn

RECOMMENDED FOR APPROVAL _____	
DESIGNED: JSB	DRAWN: MRS
CHECKED: WSL	CHECKED: JSB

INDIANA
 DEPARTMENT OF TRANSPORTATION
 CROSS SECTIONS
 RAMP "IR-9"
 STA. 921+50.00 TO 922+00.00

HORIZONTAL SCALE 1" = 10'	BRIDGE FILE	
VERTICAL SCALE 1" = 10'	DESIGNATION OB10244	
SURVEY BOOK	DWG. NO. XS-18	SHEET NO. 18 of 31
CONTRACT	PROJECT OB10244	

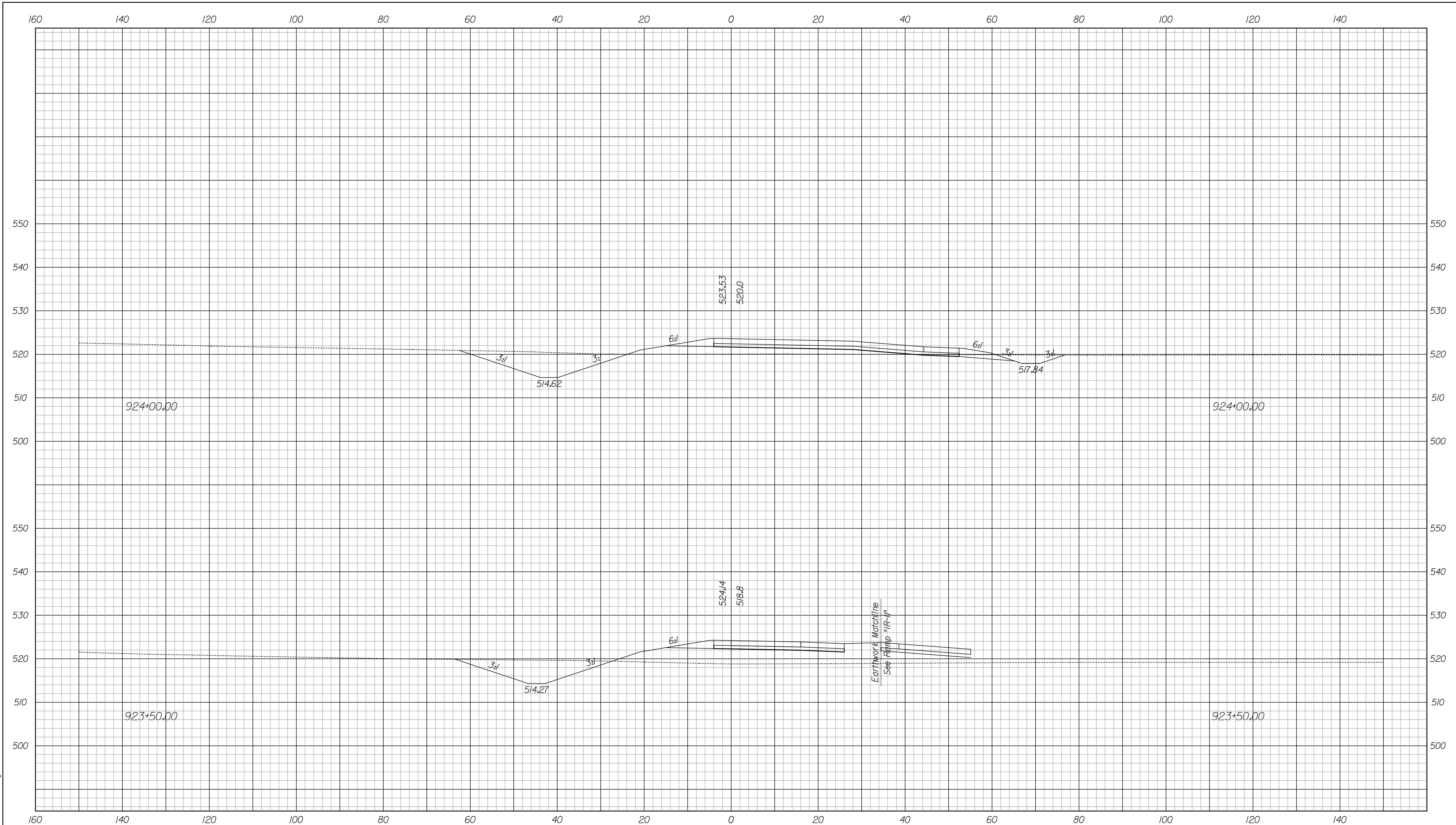


9:24:09 AM
 10/12/2011
 P:\2005\07740\Drawings\me08823\Ex.r19.dgn

RECOMMENDED FOR APPROVAL _____		DESIGN ENGINEER _____ DATE _____	
DESIGNED: JSB	DRAWN: MRS		
CHECKED: WSL	CHECKED: JSB		

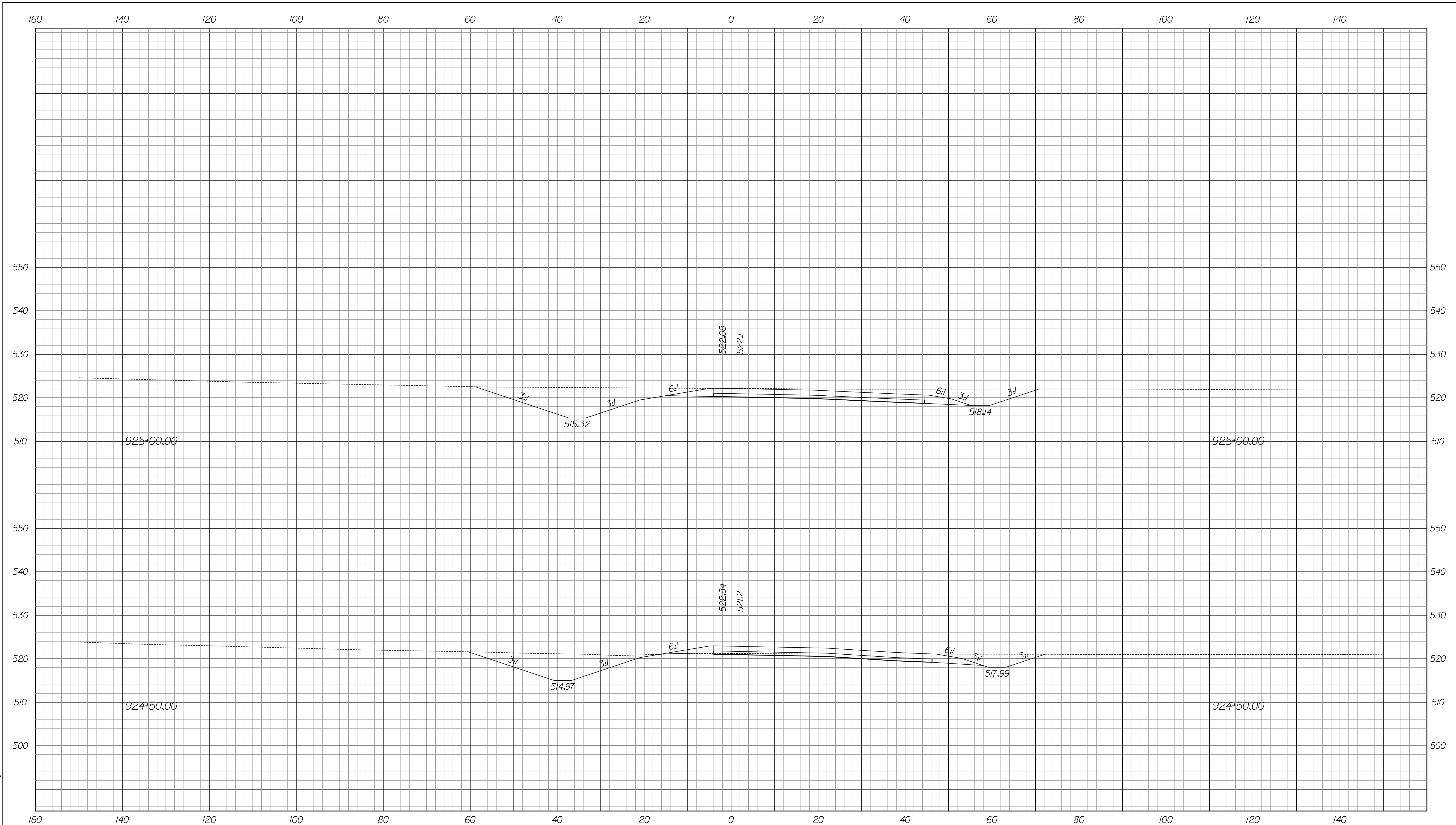
INDIANA
 DEPARTMENT OF TRANSPORTATION
 CROSS SECTIONS
 RAMP "IR-9"
 STA. 922+50.00 TO 923+00.00

HORIZONTAL SCALE 1" = 10'		BRIDGE FILE	
VERTICAL SCALE 1" = 10'		DESIGNATION OB10244	
SURVEY BOOK	DWG. NO. XS-19	SHEET NO. 19 of 31	
CONTRACT	PROJECT OB10244		



10/12/2011 9:24:11 AM
 P:\V2005\07740\Drawings\me08823\Ex1819.dgn

	RECOMMENDED FOR APPROVAL _____ DESIGN ENGINEER DATE	INDIANA DEPARTMENT OF TRANSPORTATION	HORIZONTAL SCALE 1" = 10' VERTICAL SCALE 1" = 10'	BRIDGE FILE DESIGNATION OB10244
DESIGNED: JSB CHECKED: WSL	DRAWN: MRS CHECKED: JSB	CROSS SECTIONS RAMP "IR-9" STA. 923+50.00 TO 924+00.00	SURVEY BOOK CONTRACT	DWG. NO. XS-20 SHEET NO. 20 of 31 PROJECT OB10244

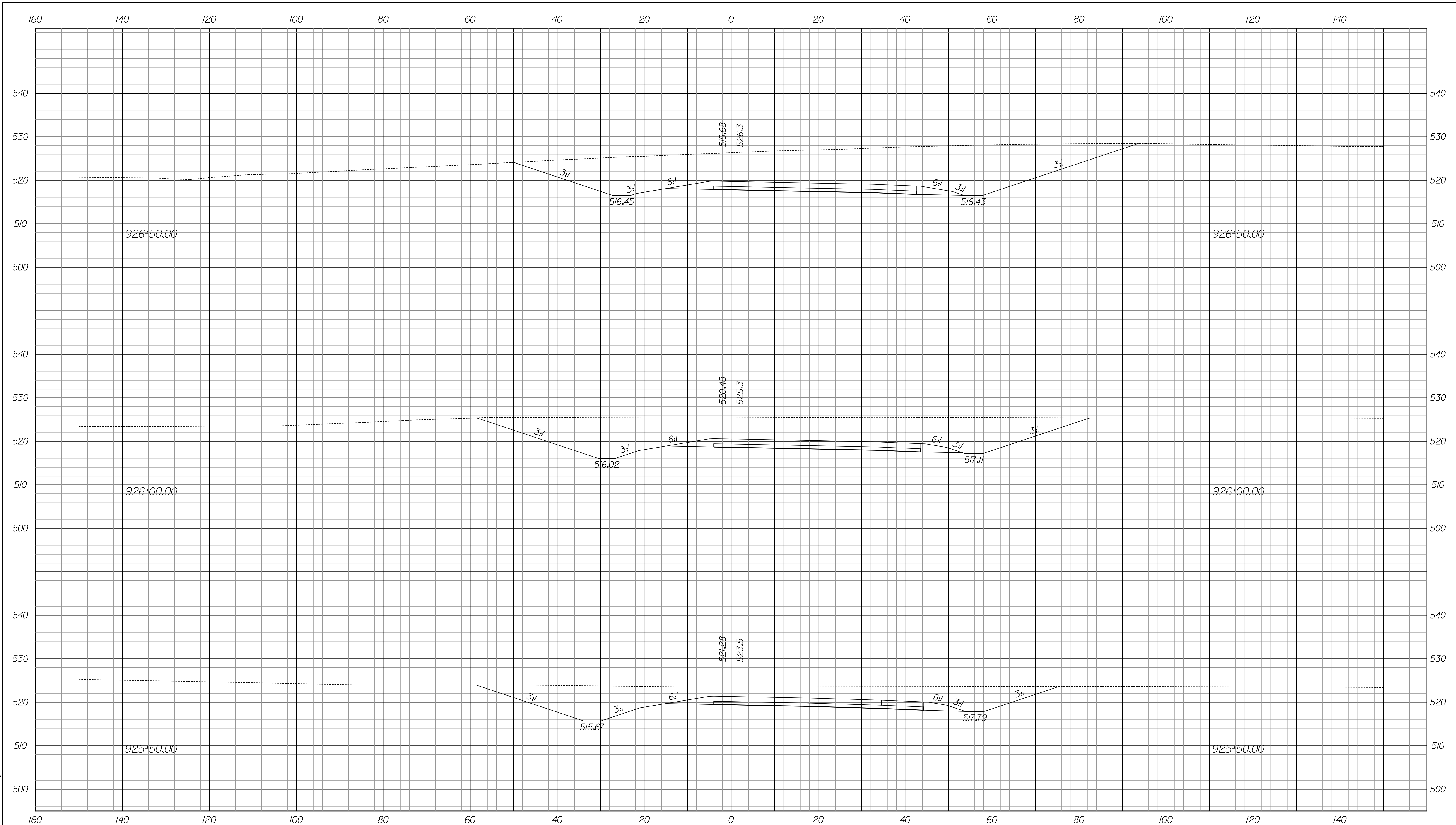


10/12/2011 9:24:13 AM
 P:\V2005\UT7\A\Drawings\me08823\Ex18189.dgn

RECOMMENDED FOR APPROVAL _____		DESIGN ENGINEER _____ DATE _____	
DESIGNED: JSB	DRAWN: MRS		
CHECKED: WSL	CHECKED: JSB		

INDIANA
 DEPARTMENT OF TRANSPORTATION
 CROSS SECTIONS
 RAMP "IR-9"
 STA. 924+50.00 TO 925+00.00

HORIZONTAL SCALE 1" = 10'	BRIDGE FILE	
VERTICAL SCALE 1" = 10'	DESIGNATION OB10244	
SURVEY BOOK	DWG. NO. XS-21	SHEET NO. 21 of 31
CONTRACT	PROJECT OB10244	

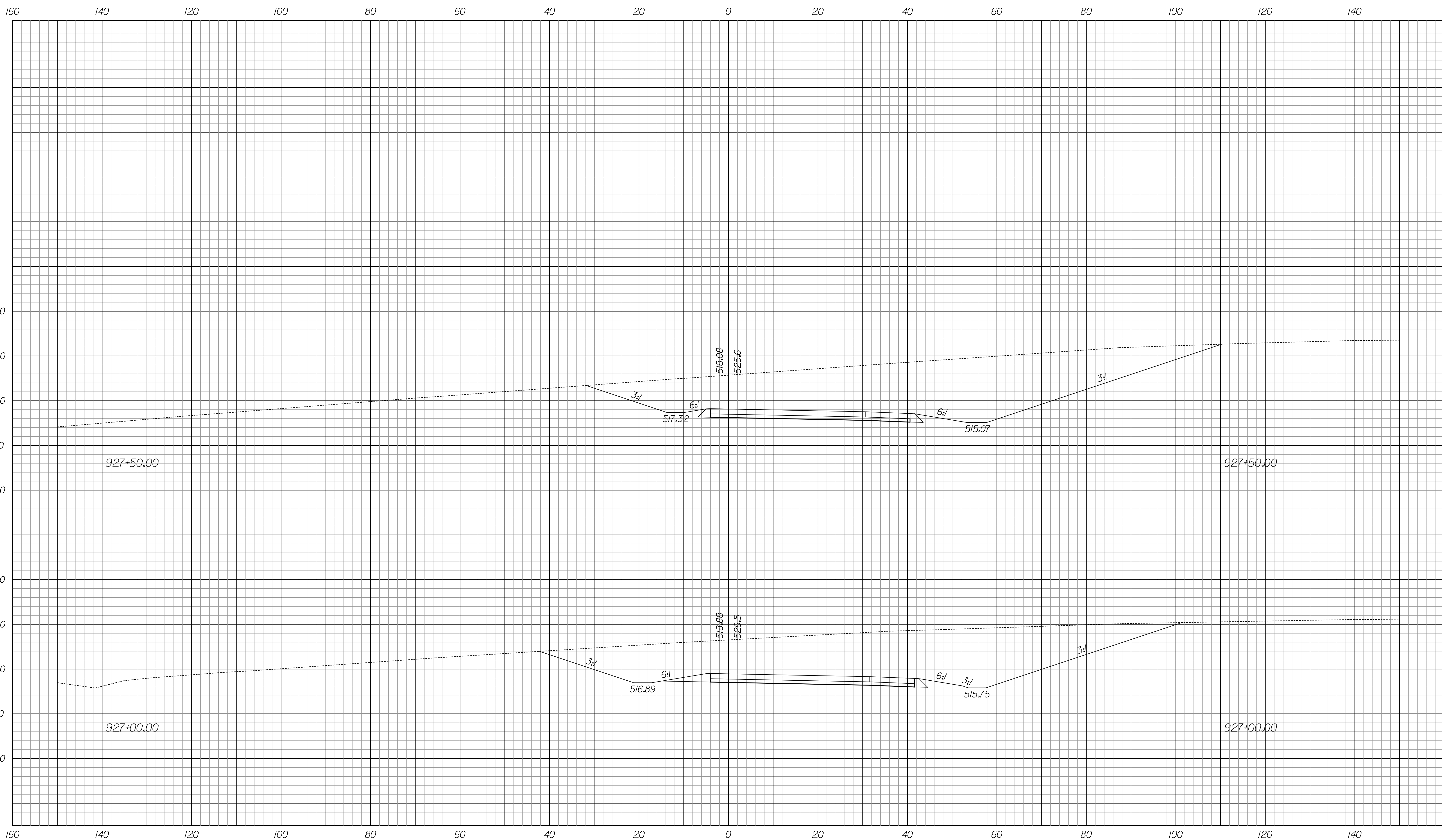


10/12/2011 9:24:15 AM
 P:\2005\07740\Drawings\me08823\Ex1819.dgn

RECOMMENDED FOR APPROVAL _____		DESIGN ENGINEER _____ DATE _____	
DESIGNED: JSB	DRAWN: MRS		
CHECKED: WSL	CHECKED: JSB		

INDIANA
 DEPARTMENT OF TRANSPORTATION
 CROSS SECTIONS
 RAMP "IR-9"
 STA. 925+50.00 TO 926+50.00

HORIZONTAL SCALE 1" = 10'		BRIDGE FILE	
VERTICAL SCALE 1" = 10'		DESIGNATION OB10244	
SURVEY BOOK	DWG. NO. XS-22	SHEET NO. 22 of 31	
CONTRACT	PROJECT OB10244		

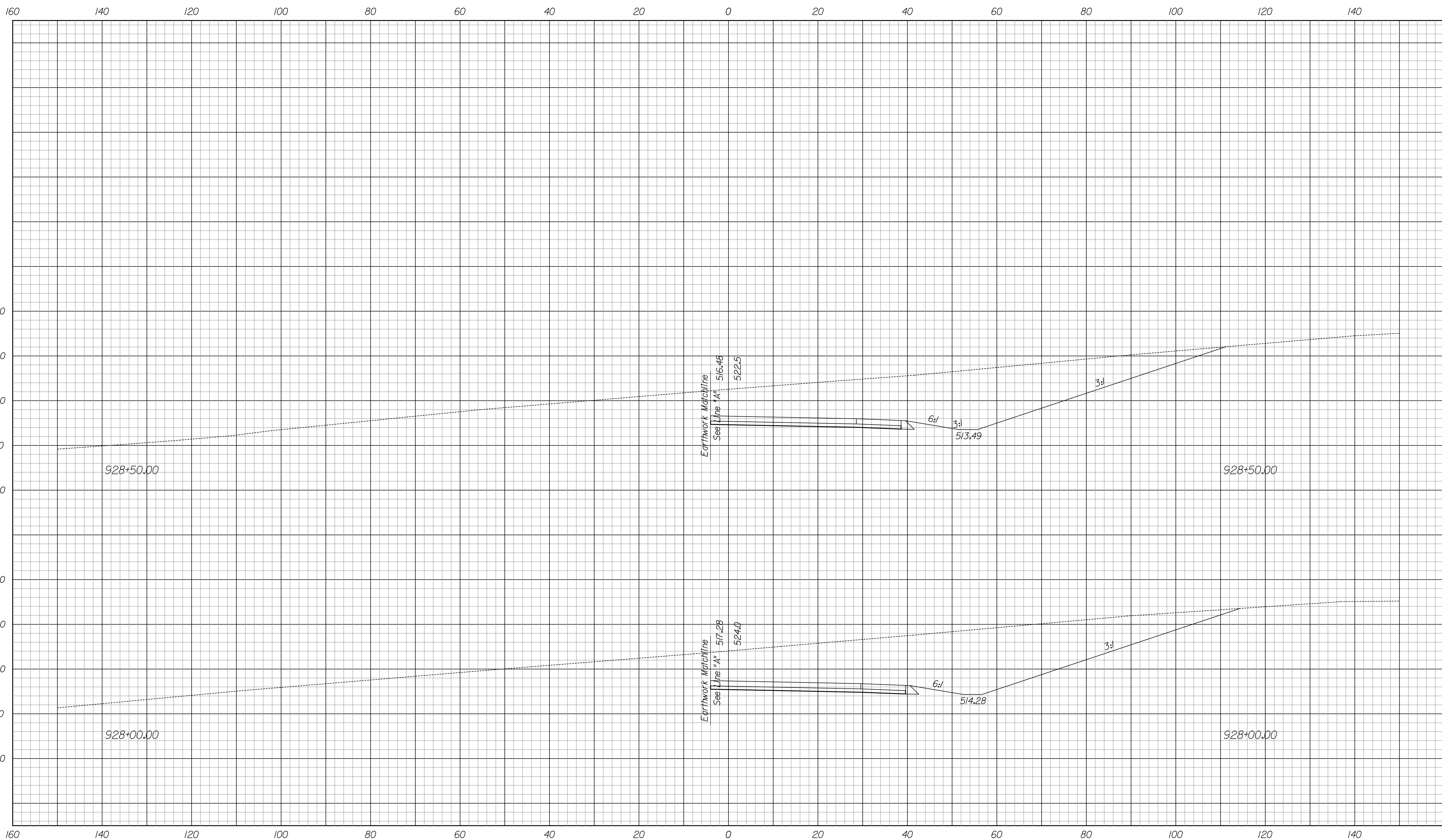


10/12/2011 9:24:17 AM
 F:\V2005\UT7\A.D\Drawings\me08823.Exe\189.dgn

RECOMMENDED FOR APPROVAL _____		DESIGN ENGINEER _____		DATE _____	
DESIGNED: JSB	DRAWN: MRS				
CHECKED: WSL	CHECKED: JSB				

INDIANA
 DEPARTMENT OF TRANSPORTATION
 CROSS SECTIONS
 RAMP "IR-9"
 STA. 927+00.00 TO 927+50.00

HORIZONTAL SCALE 1" = 10'		BRIDGE FILE	
VERTICAL SCALE 1" = 10'		DESIGNATION OB10244	
SURVEY BOOK	DWG. NO. XS-23	SHEET NO. 23 of 31	
CONTRACT	PROJECT OB10244		

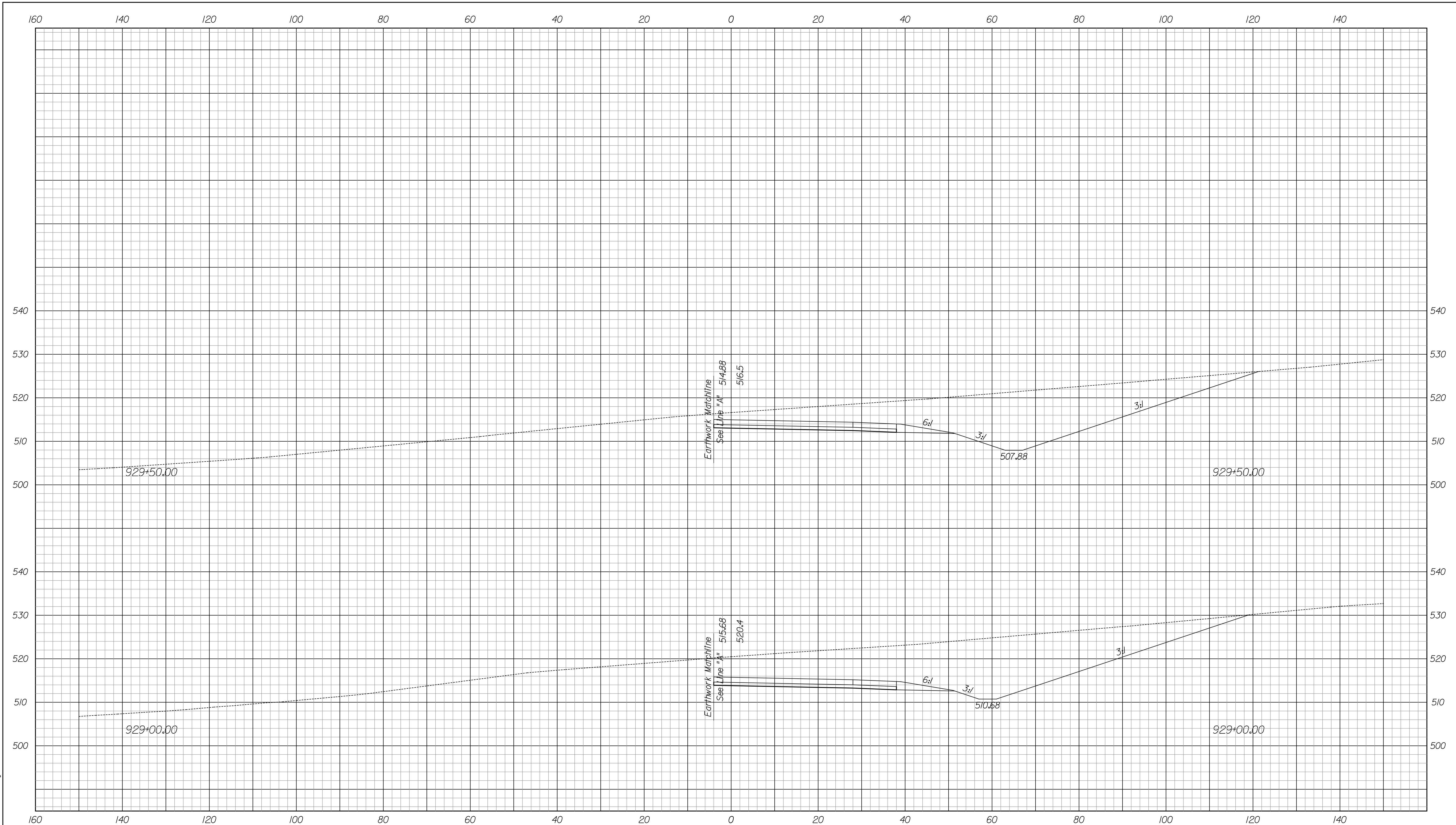


10/12/2011 9:24:19 AM
 P:\W2005\UT7\AUG\Drawings\m08823\Ex18189.dgn

RECOMMENDED FOR APPROVAL _____		DESIGN ENGINEER _____ DATE _____	
DESIGNED: JSB	DRAWN: MRS		
CHECKED: WSL	CHECKED: JSB		

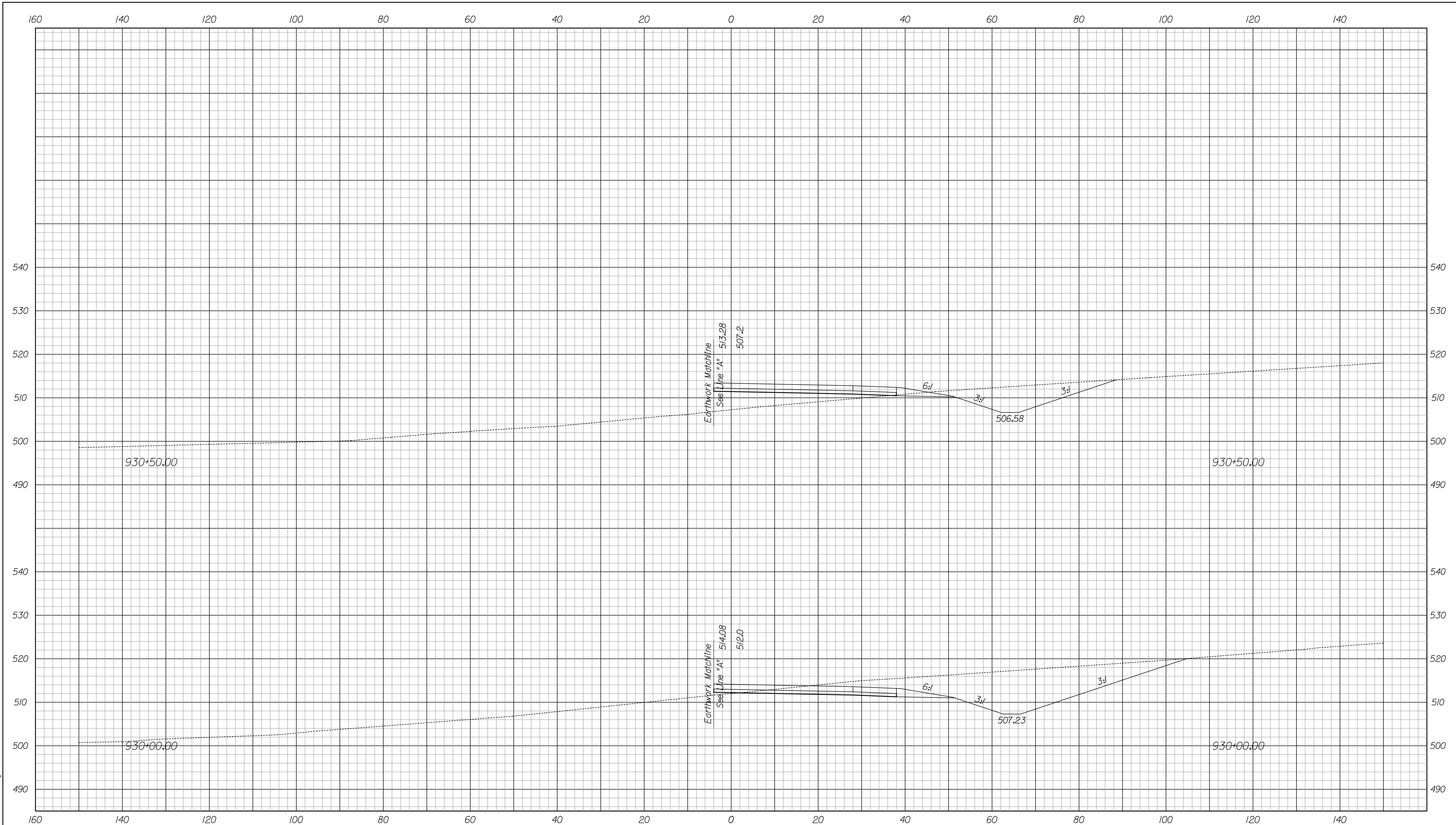
INDIANA
 DEPARTMENT OF TRANSPORTATION
 CROSS SECTIONS
 RAMP "IR-9"
 STA. 928+00.00 TO 928+50.00

HORIZONTAL SCALE 1" = 10'	BRIDGE FILE	
VERTICAL SCALE 1" = 10'	DESIGNATION OB10244	
SURVEY BOOK	DWG. NO. XS-24	SHEET NO. 24 of 31
CONTRACT	PROJECT OB10244	



10/12/2011 9:24:21 AM
 P:\V2005\UT7\A.D\Drawings\cme08823\Ex.r19.dgn

	RECOMMENDED FOR APPROVAL _____ DESIGN ENGINEER DATE	INDIANA DEPARTMENT OF TRANSPORTATION	HORIZONTAL SCALE 1" = 10'	BRIDGE FILE
	DESIGNED: JSB DRAWN: MRS CHECKED: WSL CHECKED: JSB	CROSS SECTIONS RAMP "IR-9" STA. 929+00.00 TO 929+50.00	VERTICAL SCALE 1" = 10'	DESIGNATION OB10244
			SURVEY BOOK	DWG. NO. XS-25
			CONTRACT	SHEET NO. 25 of 31
				PROJECT OB10244

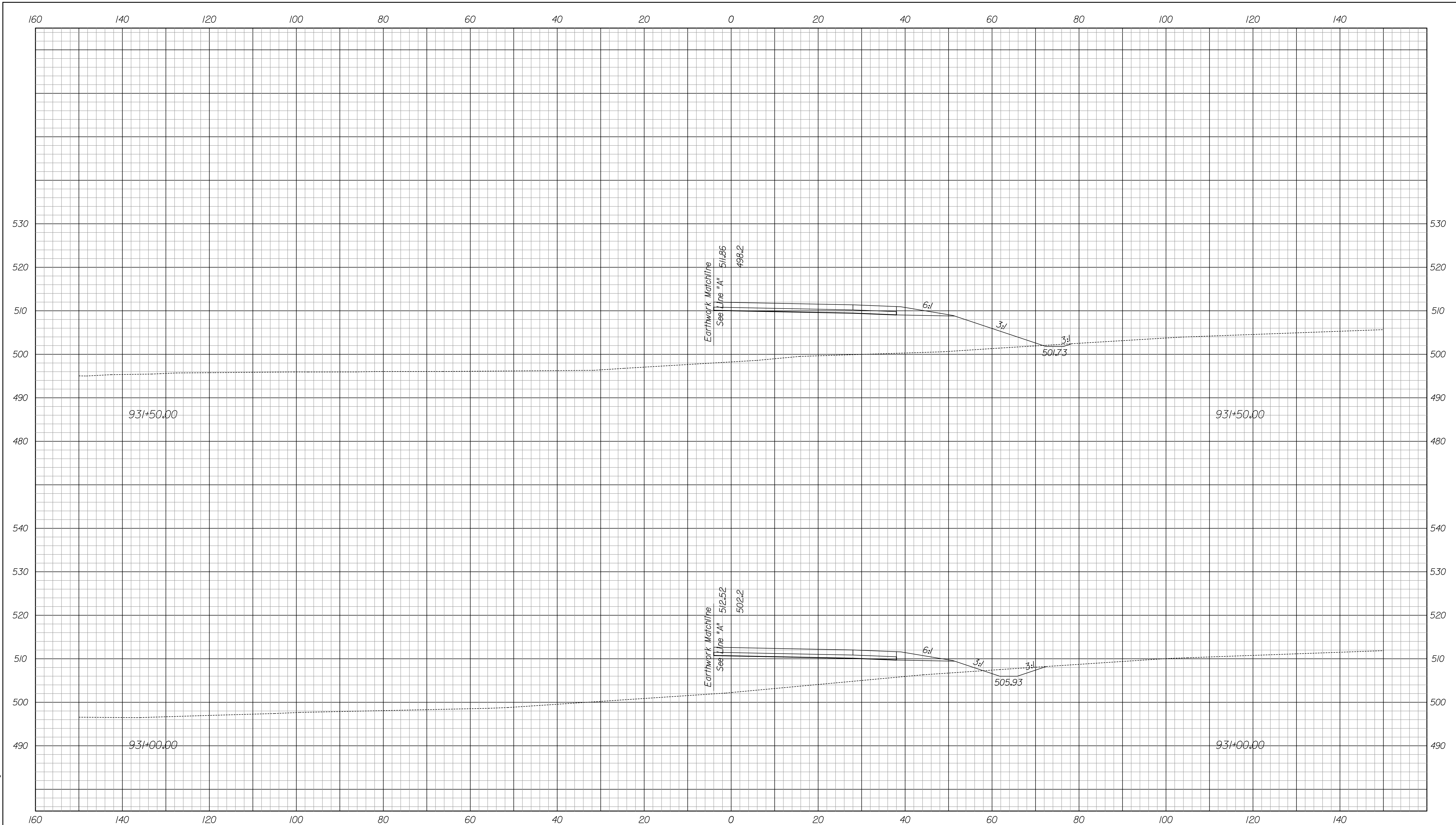


10/12/2011 9:24:23 AM
 P:\W2005\UT7\A\Drawings\me08823\Ex-919.dgn

RECOMMENDED FOR APPROVAL _____		DESIGN ENGINEER _____ DATE _____	
DESIGNED: JSB	DRAWN: MRS		
CHECKED: WSL	CHECKED: JSB		

INDIANA
 DEPARTMENT OF TRANSPORTATION
 CROSS SECTIONS
 RAMP "IR-9"
 STA. 930+00.00 TO 930+50.00

HORIZONTAL SCALE 1" = 10'	BRIDGE FILE	
VERTICAL SCALE 1" = 10'	DESIGNATION OB10244	
SURVEY BOOK	DWG. NO. XS-26	SHEET NO. 26 of 31
CONTRACT	PROJECT OB10244	

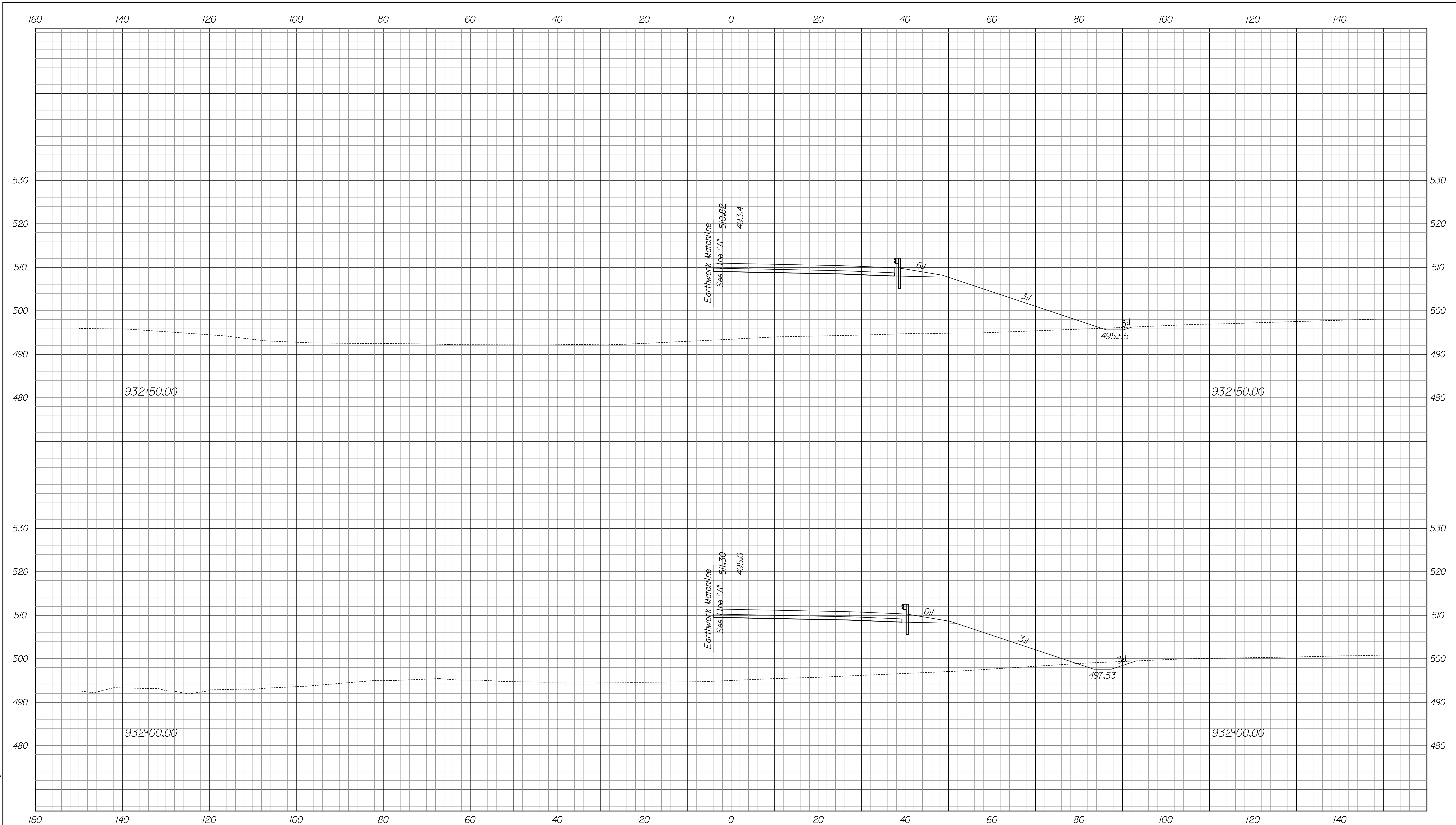


10/12/2011 9:24:25 AM
 P:\W2005\UT7\A\Drawings\me08823\Ex.r19.dgn

RECOMMENDED FOR APPROVAL _____		DESIGN ENGINEER _____ DATE _____	
DESIGNED: JSB	DRAWN: MRS		
CHECKED: WSL	CHECKED: JSB		

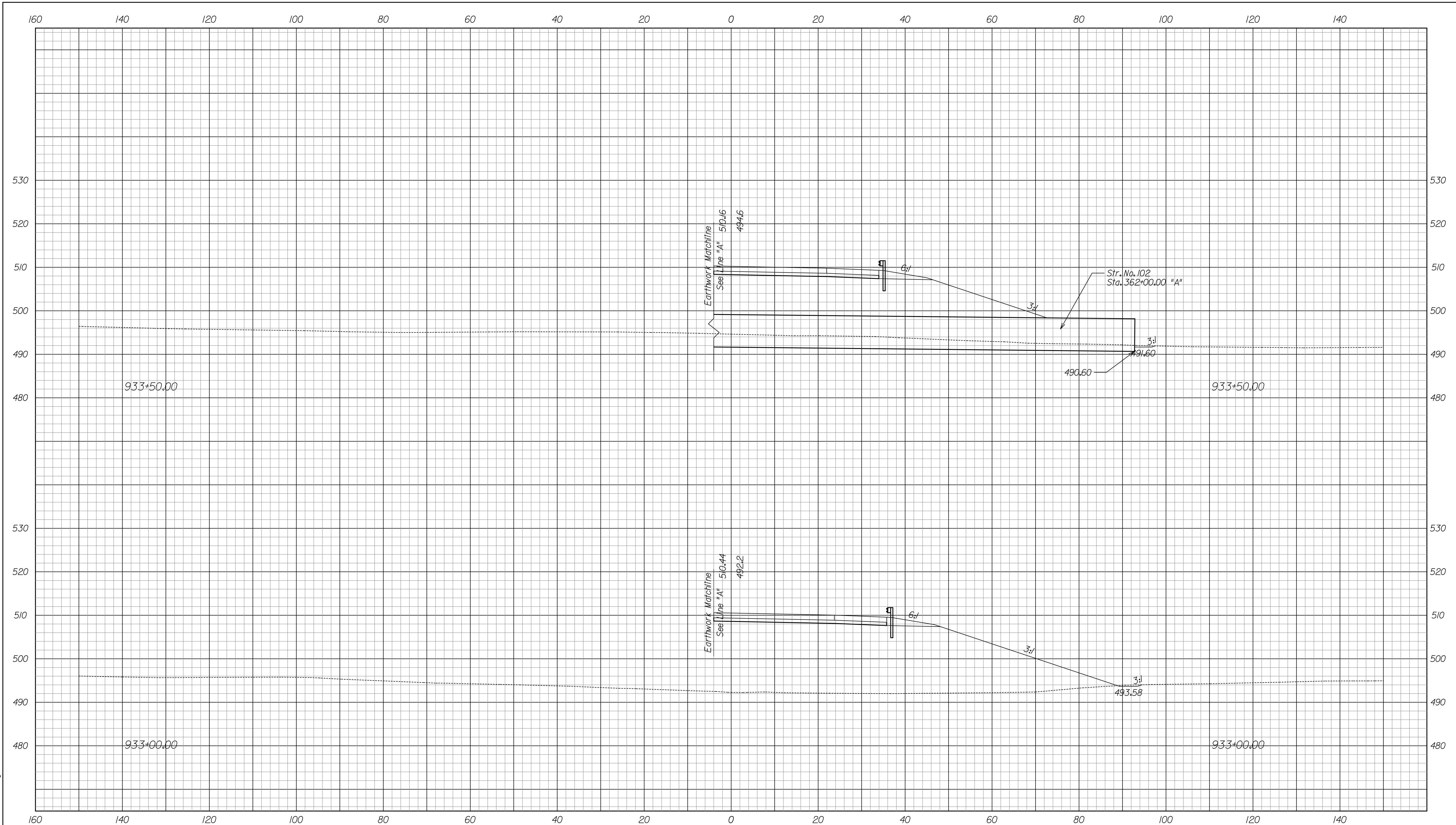
INDIANA
 DEPARTMENT OF TRANSPORTATION
 CROSS SECTIONS
 RAMP "IR-9"
 STA. 931+00.00 TO 931+50.00

HORIZONTAL SCALE 1" = 10'	BRIDGE FILE	
VERTICAL SCALE 1" = 10'	DESIGNATION OB10244	
SURVEY BOOK	DWG. NO. XS-27	SHEET NO. 27 of 31
CONTRACT	PROJECT OB10244	



10/12/2011 9:24:27 AM
 P:\W2005\UT7\A\Drawings\me08823\Ex.r19.dgn

	RECOMMENDED FOR APPROVAL _____ DESIGN ENGINEER DATE	INDIANA DEPARTMENT OF TRANSPORTATION	HORIZONTAL SCALE 1" = 10' VERTICAL SCALE 1" = 10'	BRIDGE FILE DESIGNATION OB10244
	DESIGNED: JSB DRAWN: MRS CHECKED: WSL CHECKED: JSB	CROSS SECTIONS RAMP "IR-9" STA. 932+00.00 TO 932+50.00	SURVEY BOOK CONTRACT	DWG. NO. XS-28 SHEET NO. 28 of 31 PROJECT OB10244

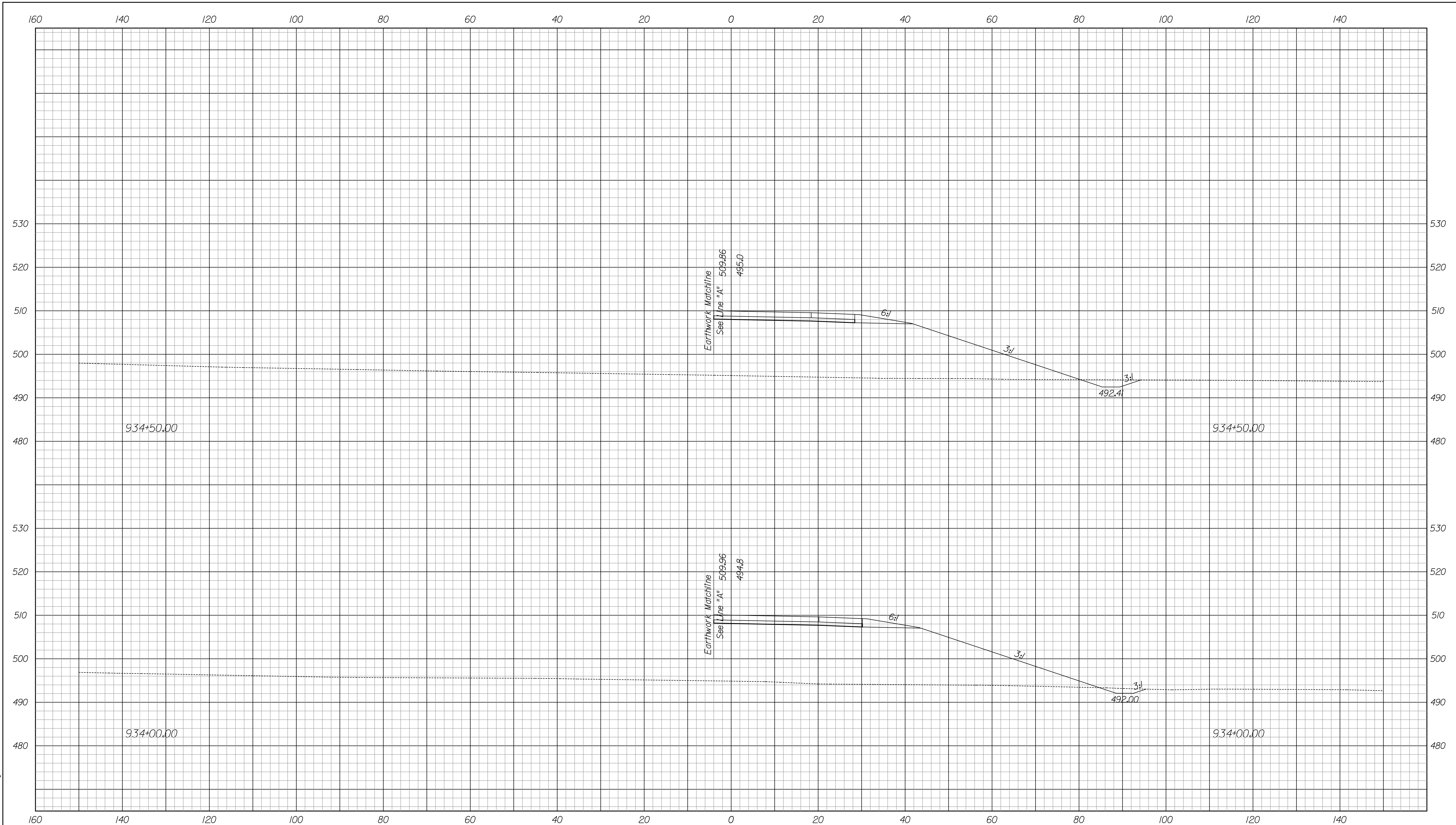


9:24:29 AM
 10/12/2011
 P:\V2005\UT7\A.D\Drawings\cme08823\Ex.r19.dgn

RECOMMENDED FOR APPROVAL _____		DESIGN ENGINEER _____		DATE _____	
DESIGNED: JSB	DRAWN: MRS				
CHECKED: WSL	CHECKED: JSB				

INDIANA
 DEPARTMENT OF TRANSPORTATION
 CROSS SECTIONS
 RAMP "IR-9"
 STA. 933+00.00 TO 933+50.00

HORIZONTAL SCALE 1" = 10'		BRIDGE FILE	
VERTICAL SCALE 1" = 10'		DESIGNATION OB10244	
SURVEY BOOK	DWG. NO. XS-29	SHEET NO. 29 of 31	
CONTRACT	PROJECT OB10244		

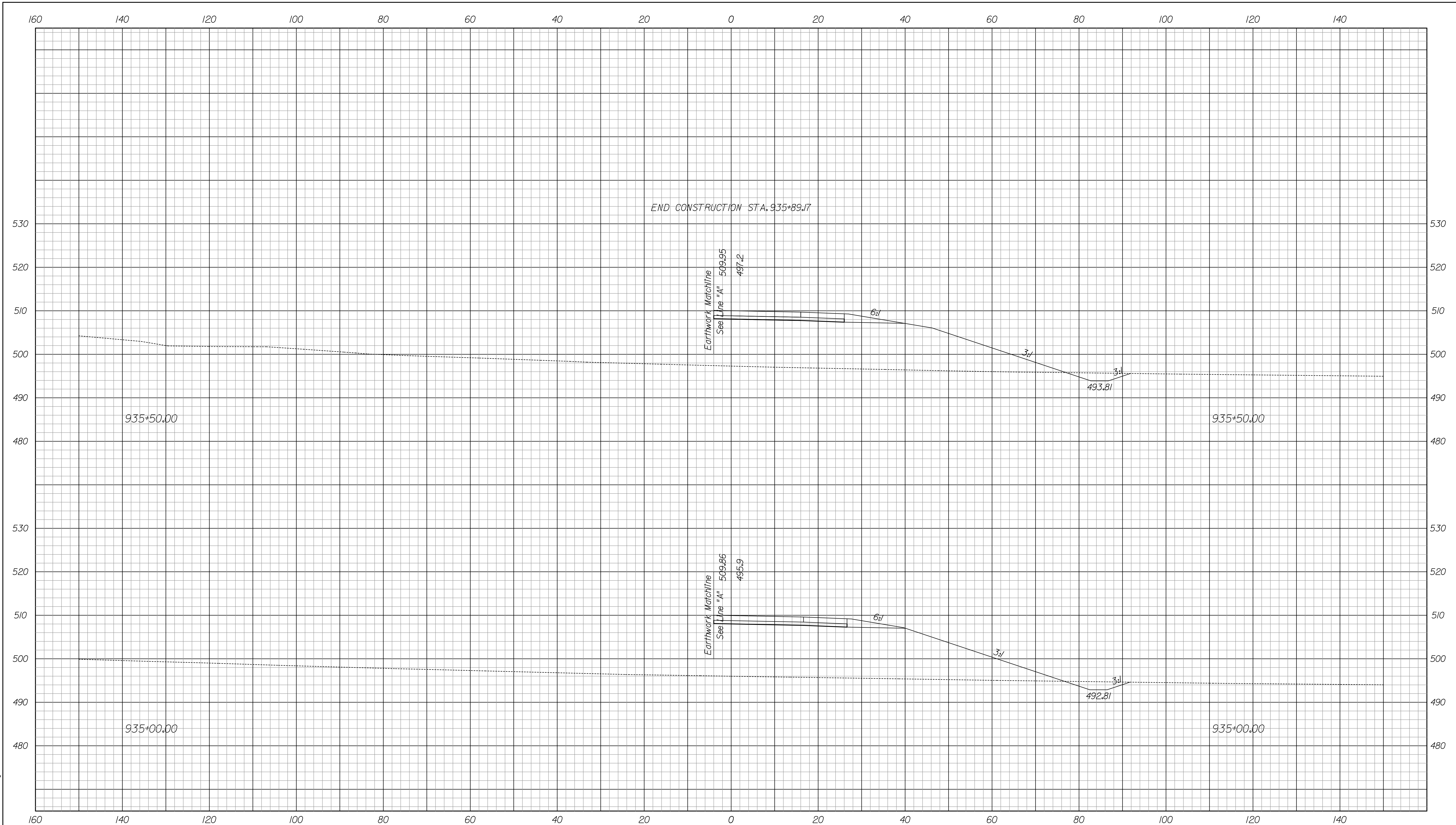


10/12/2011 9:24:31 AM
 P:\V2005\UT7\A.D\Drawings\me08823\Ex.r19.dgn

RECOMMENDED FOR APPROVAL _____		DESIGN ENGINEER _____ DATE _____	
DESIGNED: JSB	DRAWN: MRS		
CHECKED: WSL	CHECKED: JSB		

INDIANA
 DEPARTMENT OF TRANSPORTATION
 CROSS SECTIONS
 RAMP "IR-9"
 STA. 934+00.00 TO 934+50.00

HORIZONTAL SCALE 1" = 10'		BRIDGE FILE	
VERTICAL SCALE 1" = 10'		DESIGNATION OB10244	
SURVEY BOOK	DWG. NO. XS-30	SHEET NO. 30 of 31	
CONTRACT	PROJECT OB10244		



END CONSTRUCTION STA. 935+89.17

Earthwork Matchline
See Line "A" 509.95
497.2

Earthwork Matchline
See Line "A" 509.86
495.9

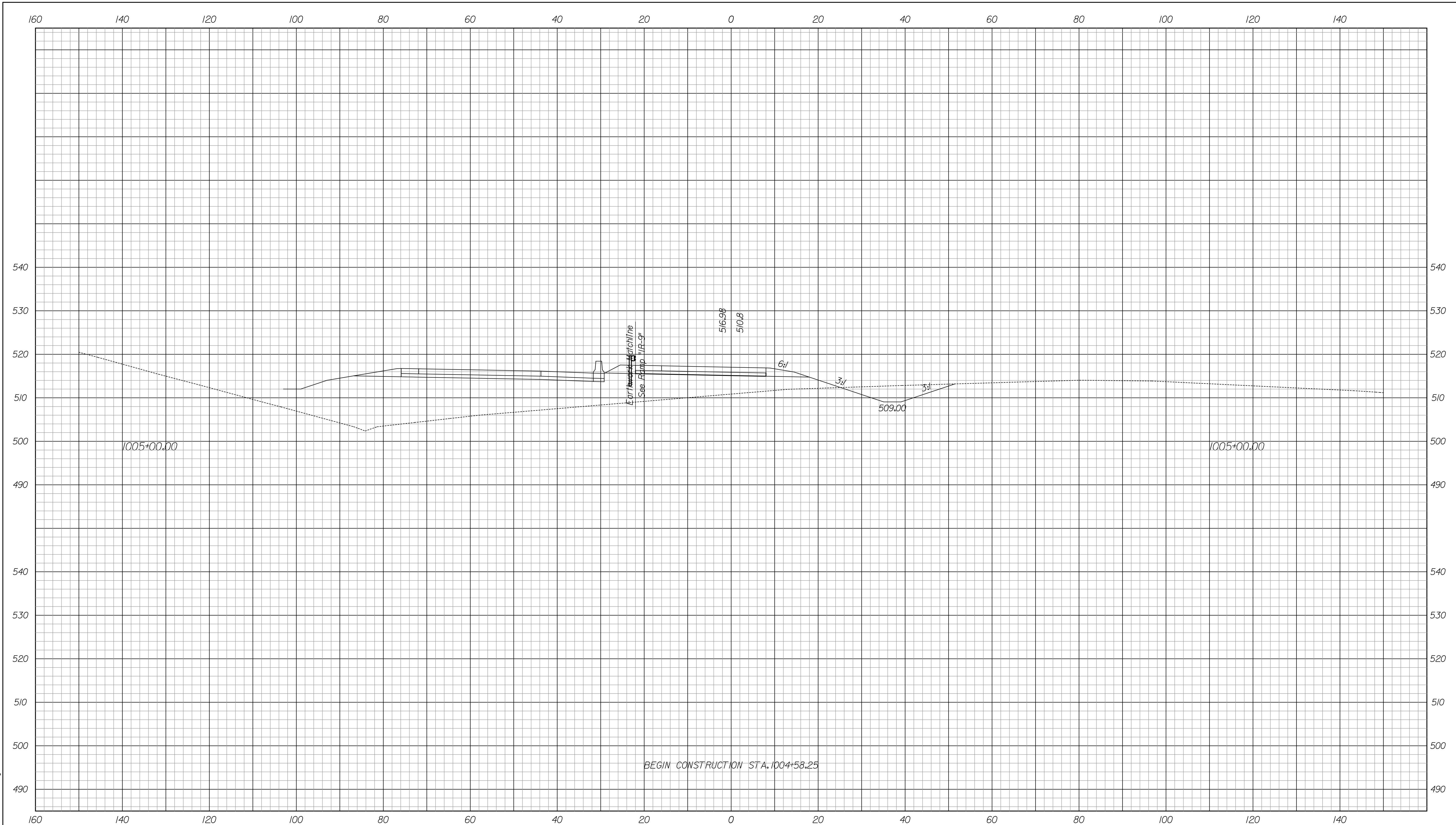
RECOMMENDED FOR APPROVAL _____		DESIGN ENGINEER _____ DATE _____	
DESIGNED: JSB	DRAWN: MRS		
CHECKED: WSL	CHECKED: JSB		

INDIANA
DEPARTMENT OF TRANSPORTATION

CROSS SECTIONS
RAMP "IR-9"
STA. 935+00.00 TO 935+50.00

HORIZONTAL SCALE 1" = 10'	BRIDGE FILE	
VERTICAL SCALE 1" = 10'	DESIGNATION OB10244	
SURVEY BOOK	DWG. NO. XS-31	SHEET NO. 31 of 31
CONTRACT	PROJECT OB10244	

10/12/2011 9:24:33 AM
 P:\W2005\UT7\A\Drawings\me08823\Ex.r19.dgn

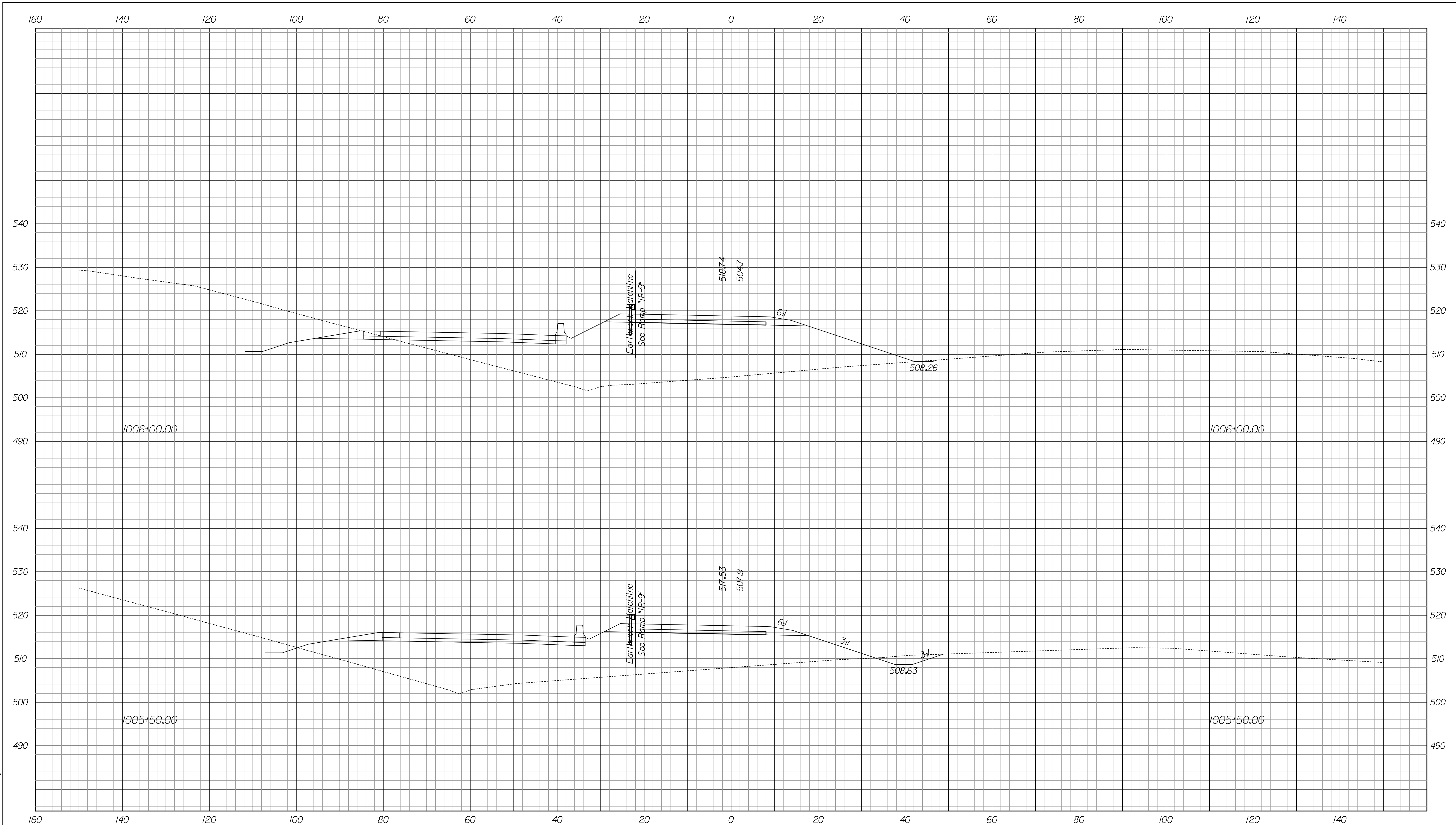


Earthwork
See Ramp "IR-2"

BEGIN CONSTRUCTION STA. 1004+58.25

10/12/2011 9:24:35 AM
 P:\V2005\UT7\A\Drawings\me08823\Ex\IR10.dgn

	RECOMMENDED FOR APPROVAL _____ DESIGN ENGINEER DATE	INDIANA DEPARTMENT OF TRANSPORTATION	HORIZONTAL SCALE 1" = 10'	BRIDGE FILE
	DESIGNED: JSB DRAWN: MRS	CROSS SECTIONS RAMP "IR-10" STA. 1004+50.00 TO 1005+00.00	VERTICAL SCALE 1" = 10'	DESIGNATION 0810244
	CHECKED: WSL CHECKED: JSB		SURVEY BOOK	DWG. NO. SHEET NO. XS-1 1 of 6
			CONTRACT	PROJECT 0810244

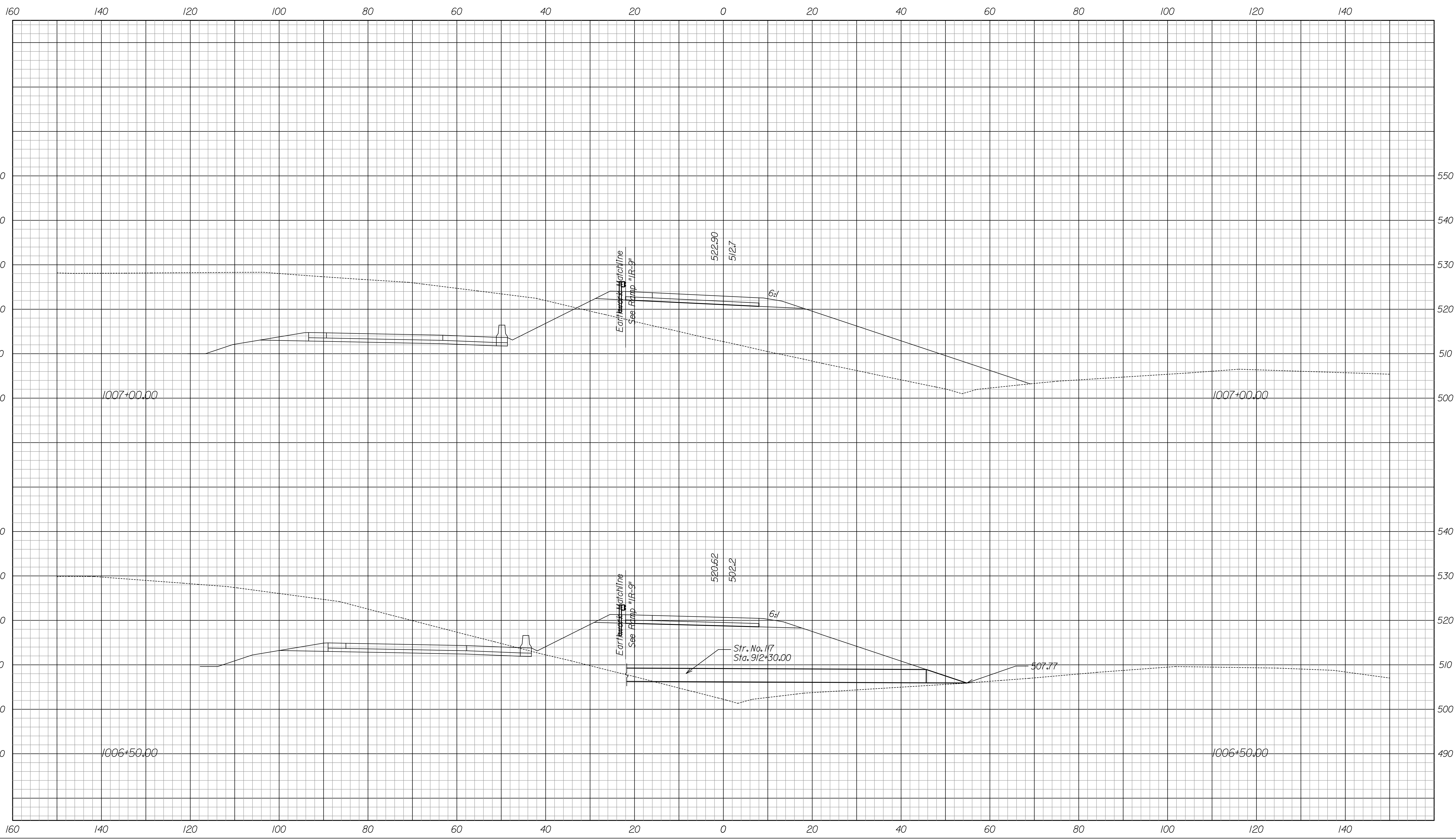


10/12/2011 9:24:35 AM
 P:\W2005\UT7\A\Drawings\me08823\Ex.r10.dgn

RECOMMENDED FOR APPROVAL _____	
DESIGNED: JSB	DRAWN: MRS
CHECKED: WSL	CHECKED: JSB

INDIANA
 DEPARTMENT OF TRANSPORTATION
 CROSS SECTIONS
 RAMP "IR-10"
 STA. 1005+50.00 TO 1006+00.00

HORIZONTAL SCALE 1" = 10'	BRIDGE FILE	
VERTICAL SCALE 1" = 10'	DESIGNATION 0810244	
SURVEY BOOK	DWG. NO. XS-2	SHEET NO. 2 of 6
CONTRACT	PROJECT 0810244	

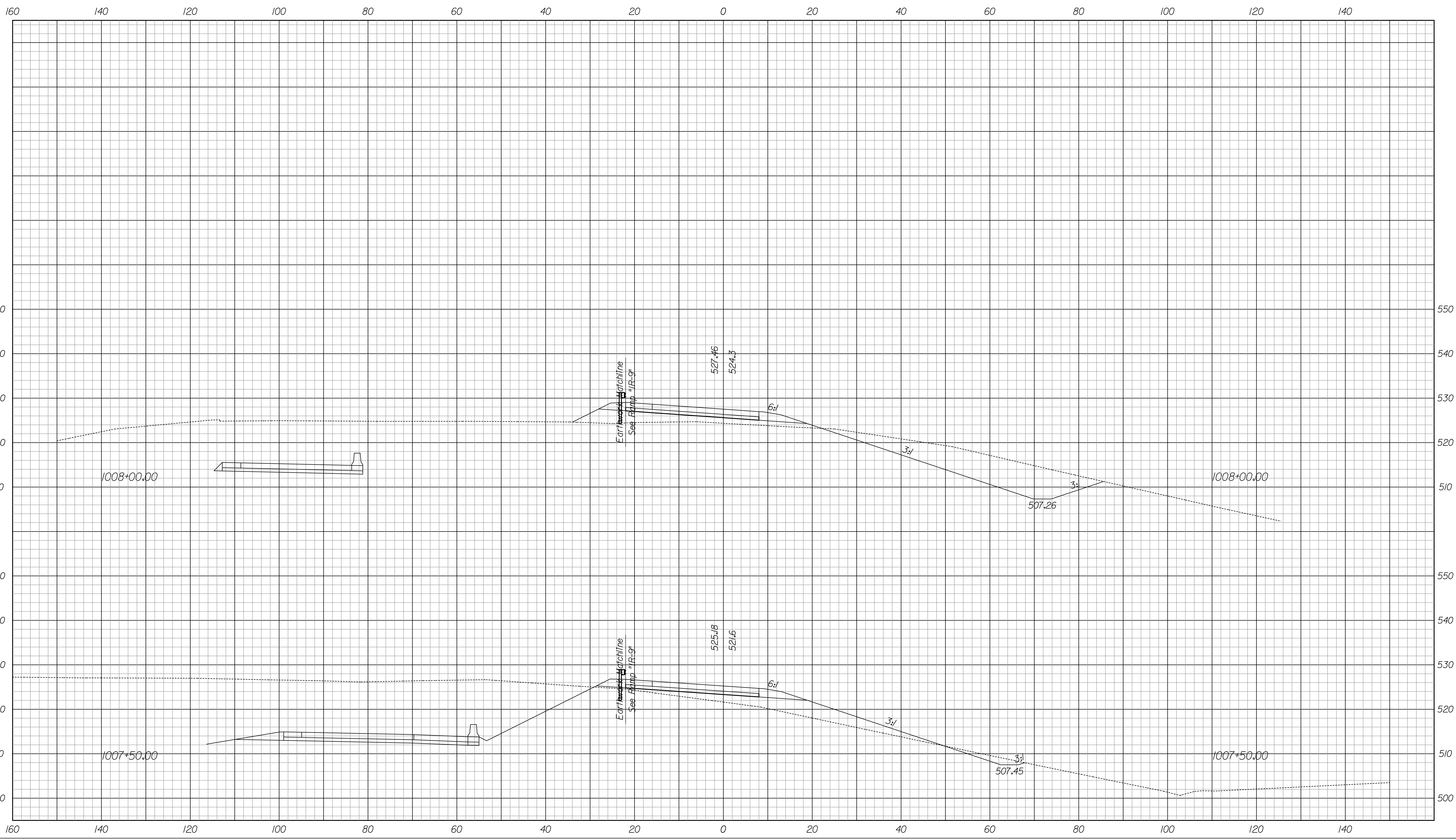


9:24:36 AM
 10/12/2011
 P:\V2005\077\A01\Drawings\cme\08823\Exhib\10.dgn

RECOMMENDED FOR APPROVAL _____		DESIGN ENGINEER _____		DATE _____	
DESIGNED: JSB	DRAWN: MRS				
CHECKED: WSL	CHECKED: JSB				

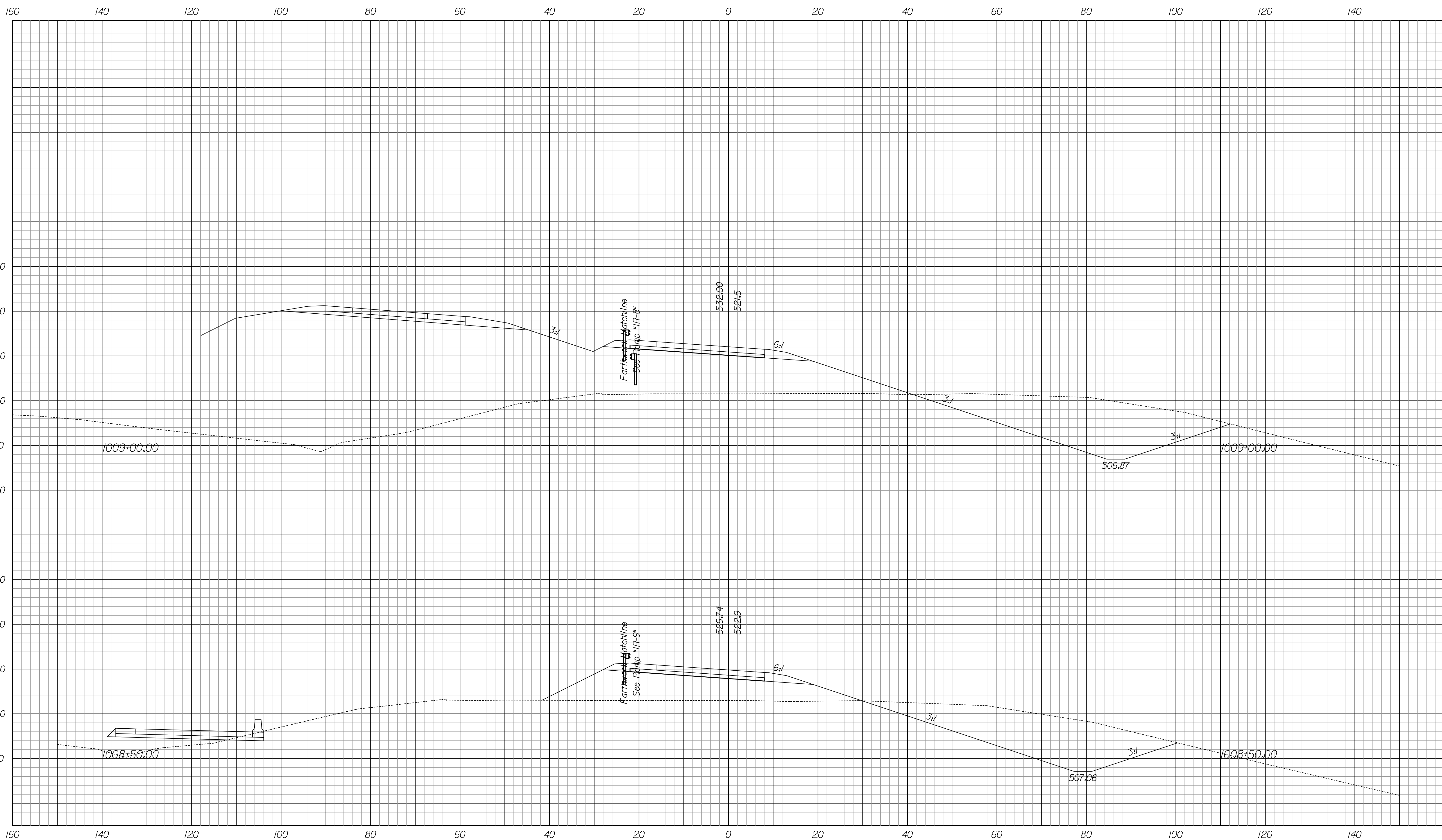
INDIANA
 DEPARTMENT OF TRANSPORTATION
 CROSS SECTIONS
 RAMP "IR-10"
 STA. 1006+50.00 TO 1007+00.00

HORIZONTAL SCALE 1" = 10'		BRIDGE FILE	
VERTICAL SCALE 1" = 10'		DESIGNATION 0810244	
SURVEY BOOK	DWG. NO. XS-3	SHEET NO. 3 of 6	
CONTRACT	PROJECT 0810244		



9:24:37 AM
 10/12/2011
 P:\V2005\07740\Drawings\me08823\Ex18\IR10.dgn

	RECOMMENDED FOR APPROVAL _____ DESIGN ENGINEER DATE	INDIANA DEPARTMENT OF TRANSPORTATION	HORIZONTAL SCALE 1" = 10'	BRIDGE FILE
		CROSS SECTIONS RAMP "IR-10" STA. 1007+50.00 TO 1008+00.00	VERTICAL SCALE 1" = 10'	DESIGNATION 0810244
	DESIGNED: JSB DRAWN: MRS		SURVEY BOOK	DWG. NO. SHEET NO. XS-4 4 of 6
	CHECKED: WSL CHECKED: JSB		CONTRACT	PROJECT 0810244

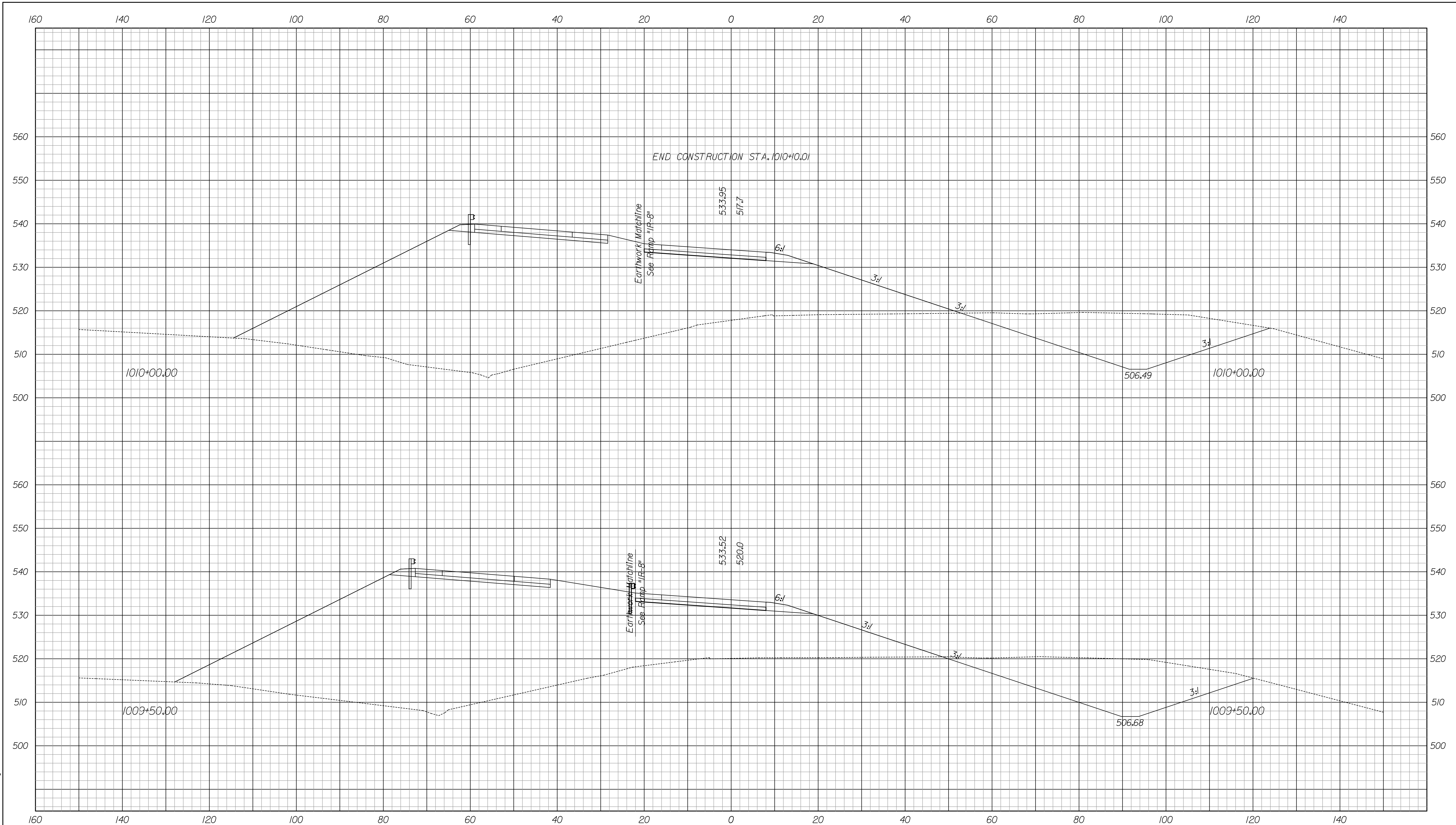


9:24:37 AM
 10/12/2011
 P:\V2005\077\A01_Drawings\cme08823_Ext\IR10.dgn

RECOMMENDED FOR APPROVAL _____		DESIGN ENGINEER _____ DATE _____	
DESIGNED: JSB	DRAWN: MRS		
CHECKED: WSL	CHECKED: JSB		

INDIANA
 DEPARTMENT OF TRANSPORTATION
 CROSS SECTIONS
 RAMP "IR-10"
 STA. 1008+50.00 TO 1009+00.00

HORIZONTAL SCALE 1" = 10'		BRIDGE FILE	
VERTICAL SCALE 1" = 10'		DESIGNATION 0810244	
SURVEY BOOK	DWG. NO. XS-5	SHEET NO. 5 of 6	
CONTRACT	PROJECT 0810244		

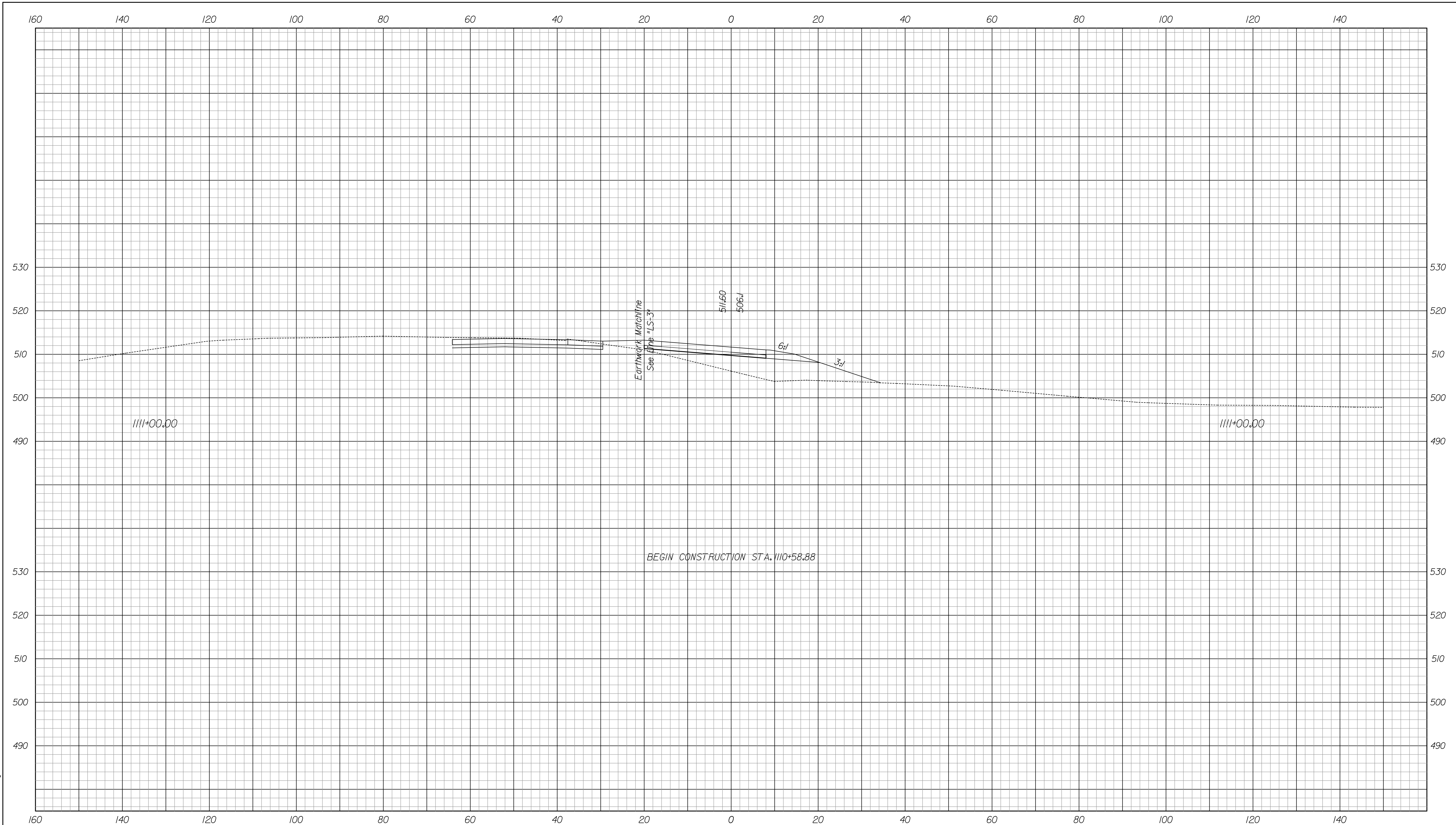


9:24:38 AM
 10/12/2011
 P:\V2005\UT7\AUG\Drawings\m08823\Ex\IR10.dgn

RECOMMENDED FOR APPROVAL _____		DESIGN ENGINEER _____	DATE _____
DESIGNED: JSB	DRAWN: MRS		
CHECKED: WSL	CHECKED: JSB		

INDIANA
 DEPARTMENT OF TRANSPORTATION
 CROSS SECTIONS
 RAMP "IR-10"
 STA. 1009+50.00 TO 1010+00.00

HORIZONTAL SCALE 1" = 10'	BRIDGE FILE	
VERTICAL SCALE 1" = 10'	DESIGNATION 0810244	
SURVEY BOOK	DWG. NO. XS-6	SHEET NO. 6 of 6
CONTRACT	PROJECT 0810244	



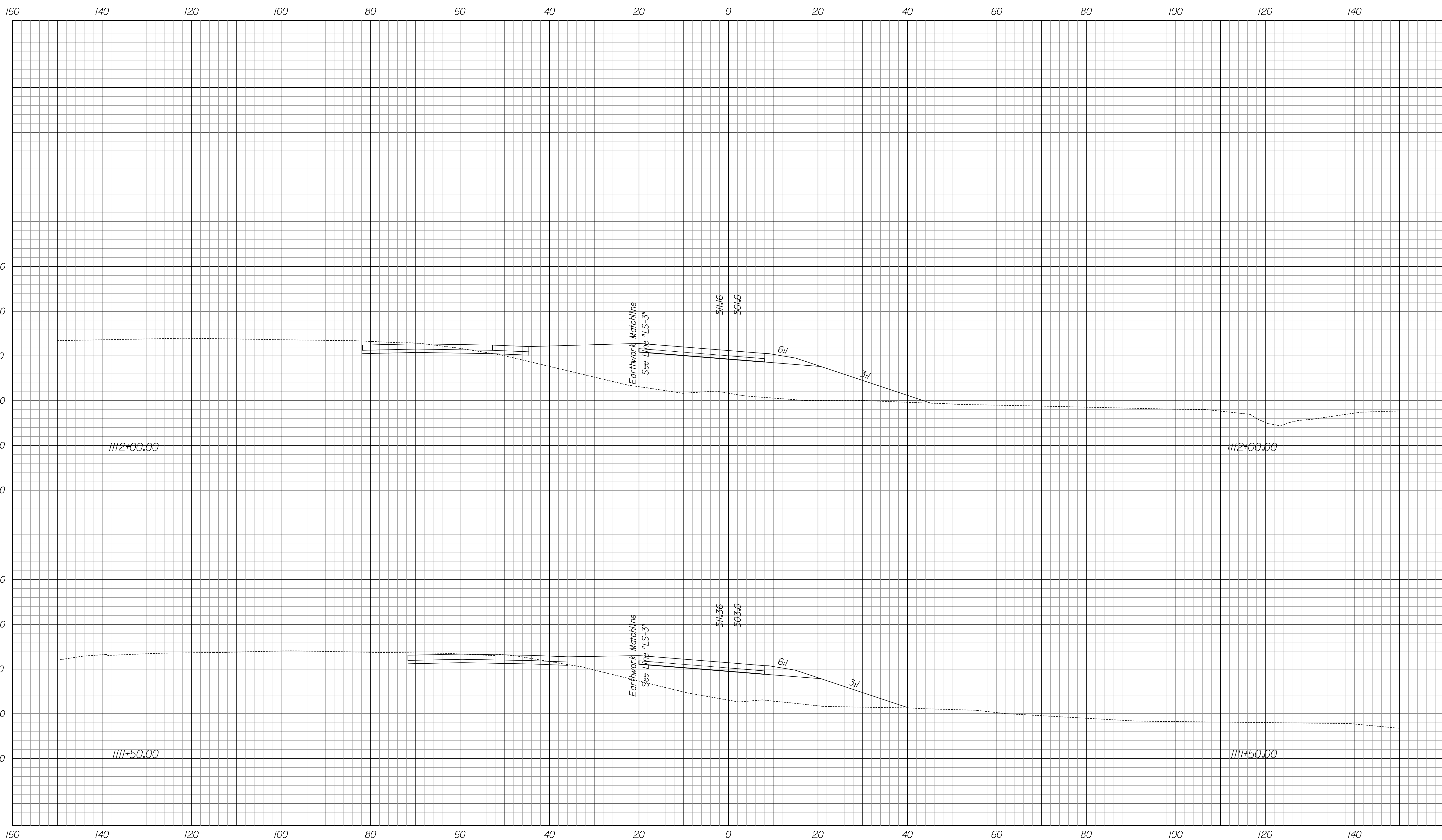
9:24:40 AM
 10/12/2011
 P:\V2005\UT7\AUG\Drawings\me08823\Exhib11.dgn

RECOMMENDED FOR APPROVAL _____		DESIGN ENGINEER _____ DATE _____	
DESIGNED: JSB	DRAWN: MRS		
CHECKED: WHL	CHECKED: JSB		

INDIANA
 DEPARTMENT OF TRANSPORTATION

 CROSS SECTIONS
 RAMP "IR-1"
 STA. 1110+50.00 TO 1111+00.00

HORIZONTAL SCALE 1" = 10'	BRIDGE FILE	
VERTICAL SCALE 1" = 10'	DESIGNATION 0810244	
SURVEY BOOK	DWG. NO. XS-1	SHEET NO. 1 of 11
CONTRACT	PROJECT 0810244	

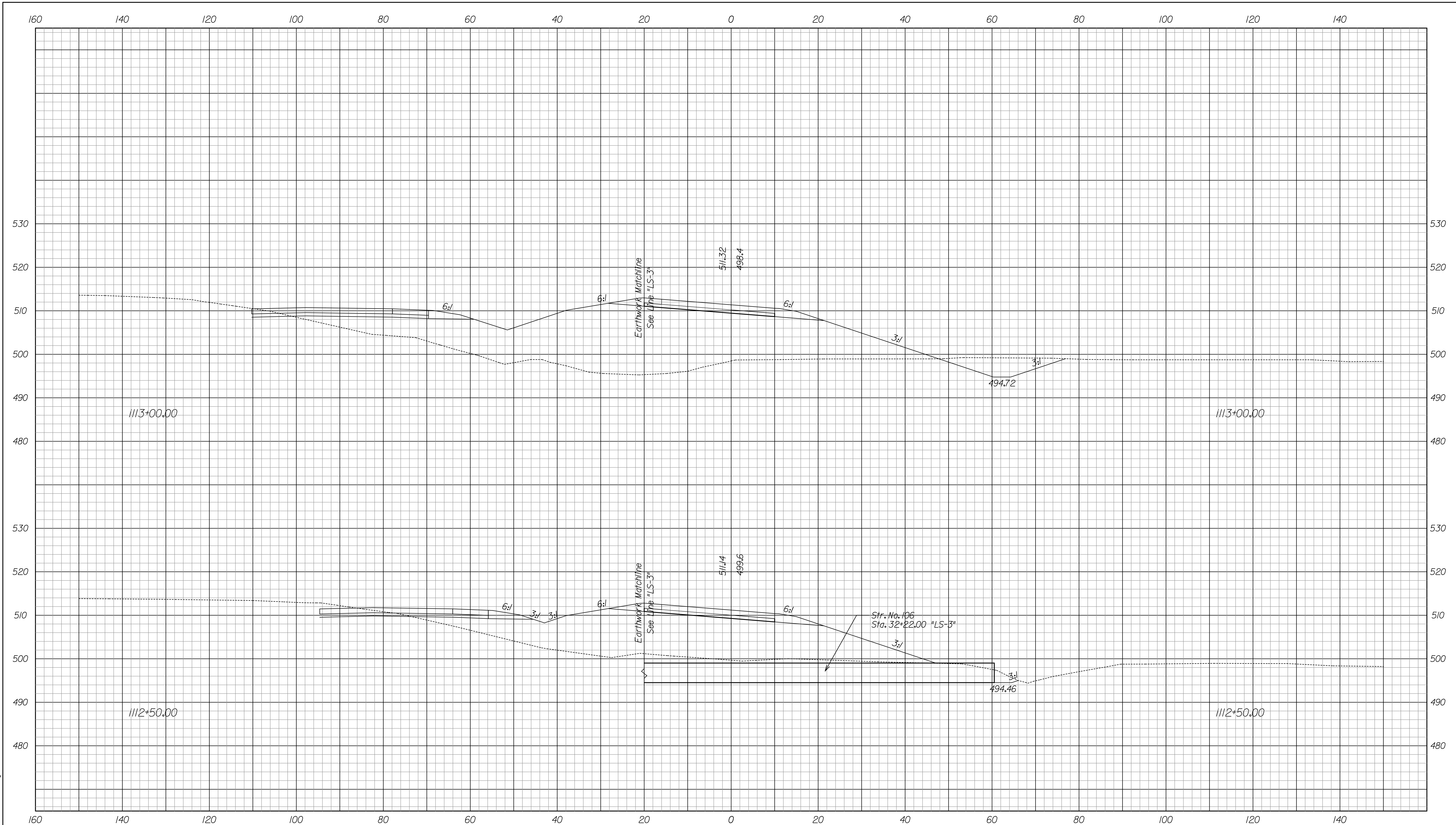


10/12/2011 9:24:41 AM
 P:\V2005\UT7\AUG\Drawings\m0823\Exs\1111.dgn

RECOMMENDED FOR APPROVAL _____		DESIGN ENGINEER _____ DATE _____	
DESIGNED: JSB	DRAWN: MRS		
CHECKED: WHL	CHECKED: JSB		

INDIANA
 DEPARTMENT OF TRANSPORTATION
 CROSS SECTIONS
 RAMP "IR-1"
 STA. 1111+50.00 TO 1112+00.00

HORIZONTAL SCALE 1" = 10'	BRIDGE FILE	
VERTICAL SCALE 1" = 10'	DESIGNATION 0810244	
SURVEY BOOK	DWG. NO. XS-2	SHEET NO. 2 of 11
CONTRACT	PROJECT 0810244	

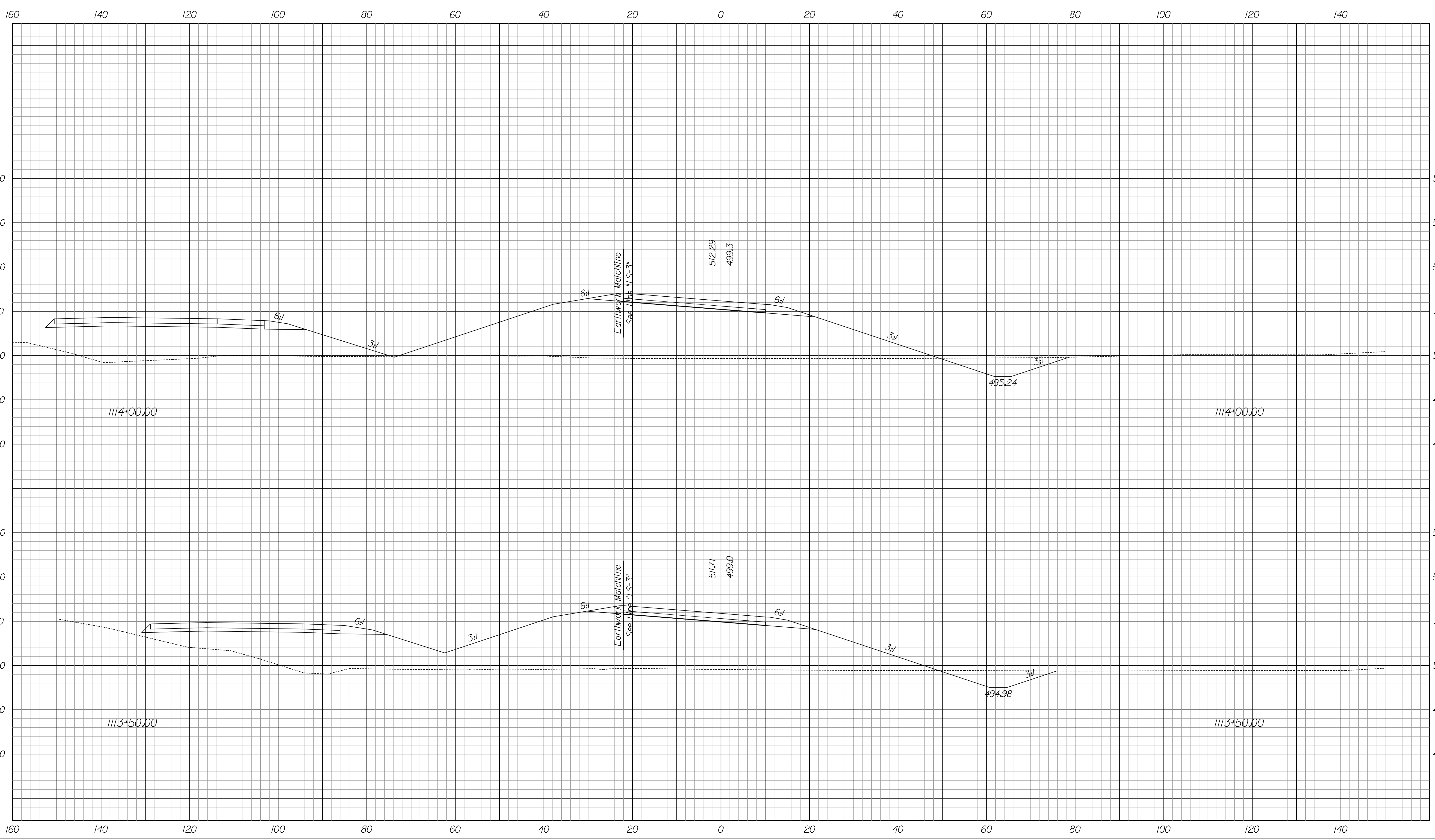


9:24:42 AM
 10/12/2011
 P:\V2005\UT7\AUG\Drawings\me08823\Ex.rvt\11.dgn

RECOMMENDED FOR APPROVAL _____		DESIGN ENGINEER _____	DATE _____
DESIGNED: JSB	DRAWN: MRS		
CHECKED: WHL	CHECKED: JSB		

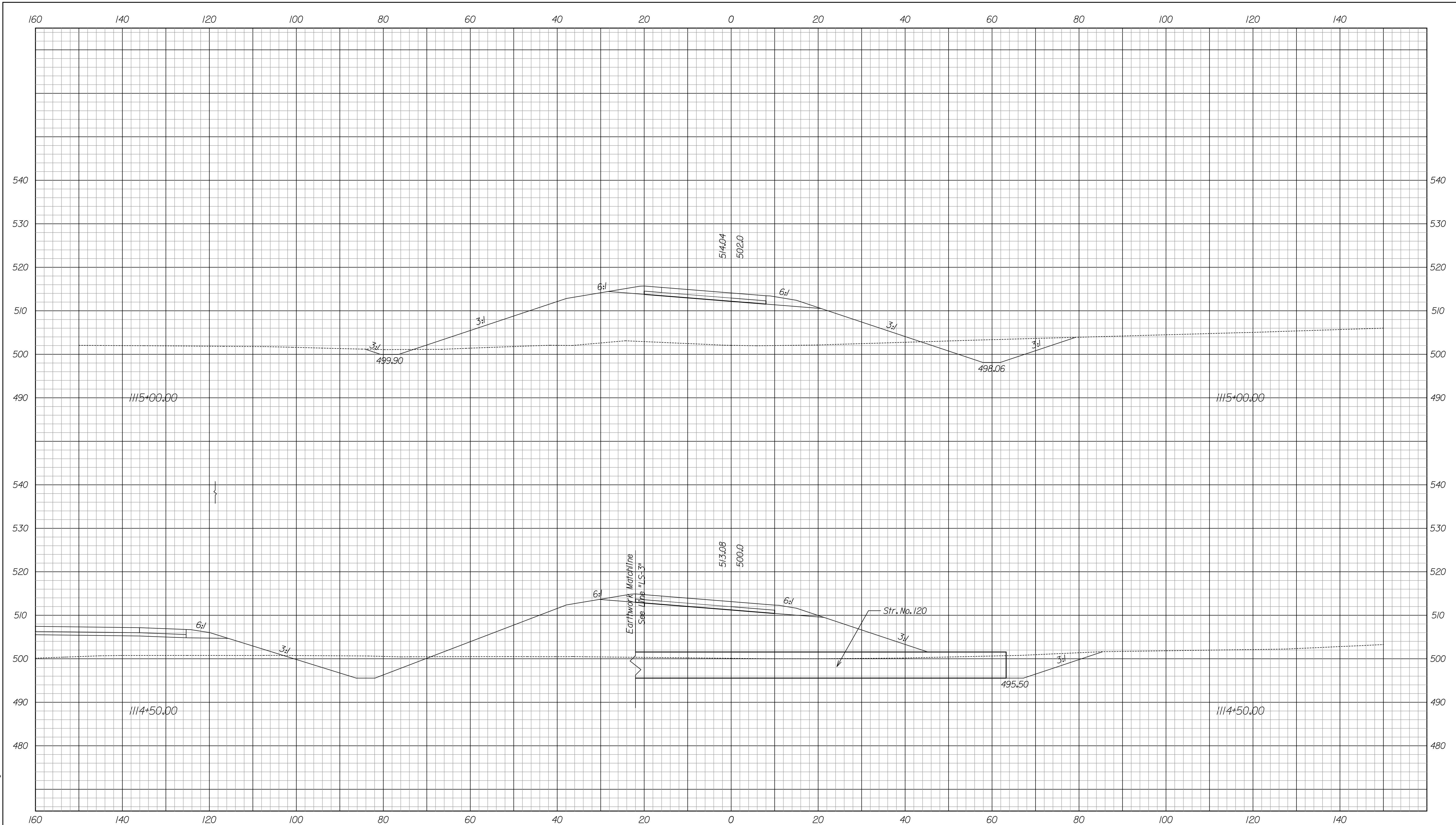
INDIANA
 DEPARTMENT OF TRANSPORTATION
 CROSS SECTIONS
 RAMP "IR-1"
 STA. 1112+50.00 TO 1113+00.00

HORIZONTAL SCALE 1" = 10'		BRIDGE FILE	
VERTICAL SCALE 1" = 10'		DESIGNATION 0810244	
SURVEY BOOK	DWG. NO. XS-3	SHEET NO. 3 of 11	
CONTRACT	PROJECT 0810244		



P:\V2005\077401_Drawings\08B23_Ext\RI11.dgn
 10/12/2011 9:24:43 AM

	RECOMMENDED FOR APPROVAL _____	DESIGN ENGINEER	DATE	INDIANA DEPARTMENT OF TRANSPORTATION CROSS SECTIONS RAMP "IR-11" STA. 1113+50.00 TO 1114+00.00	HORIZONTAL SCALE 1" = 10'	BRIDGE FILE
	DESIGNED: JSB	DRAWN: MRS			VERTICAL SCALE 1" = 10'	DESIGNATION 0810244
	CHECKED: WHL	CHECKED: JSB			SURVEY BOOK	DWG. NO. XS-4
					CONTRACT	PROJECT 0810244



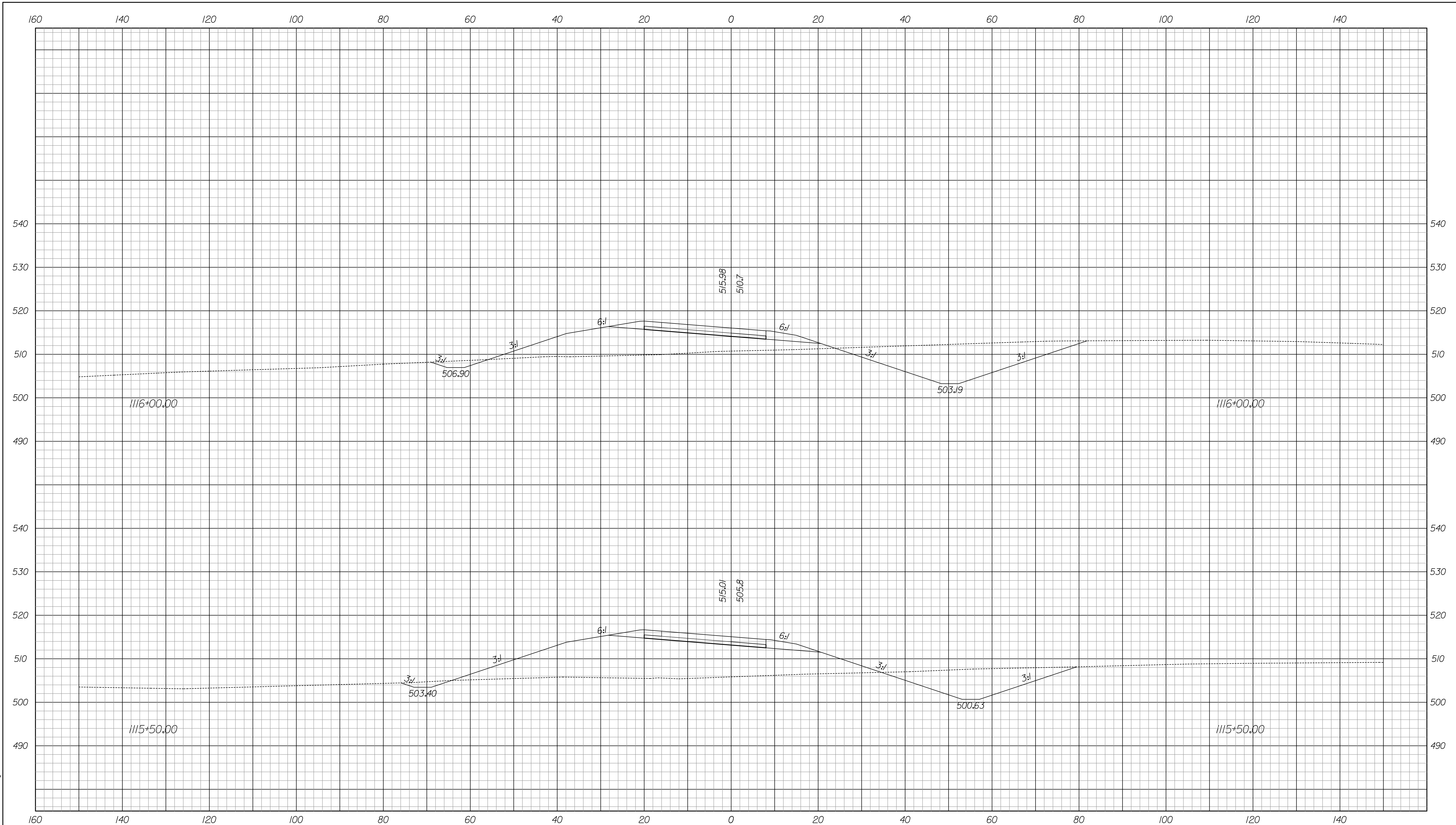
P:\12005\12005\12005\Drawings\12005\12005.dwg
 10/12/2011 9:24:43 AM
 P:\12005\12005\12005\Drawings\12005\12005.dwg

RECOMMENDED FOR APPROVAL _____		DESIGN ENGINEER _____ DATE _____	
DESIGNED: JSB	DRAWN: MRS		
CHECKED: WHL	CHECKED: JSB		

INDIANA
 DEPARTMENT OF TRANSPORTATION

 CROSS SECTIONS
 RAMP "IR-1"
 STA. 1114+50.00 TO 1115+00.00

HORIZONTAL SCALE 1" = 10'		BRIDGE FILE	
VERTICAL SCALE 1" = 10'		DESIGNATION 0810244	
SURVEY BOOK	DWG. NO. XS-5	SHEET NO. 5 of 11	
CONTRACT	PROJECT 0810244		

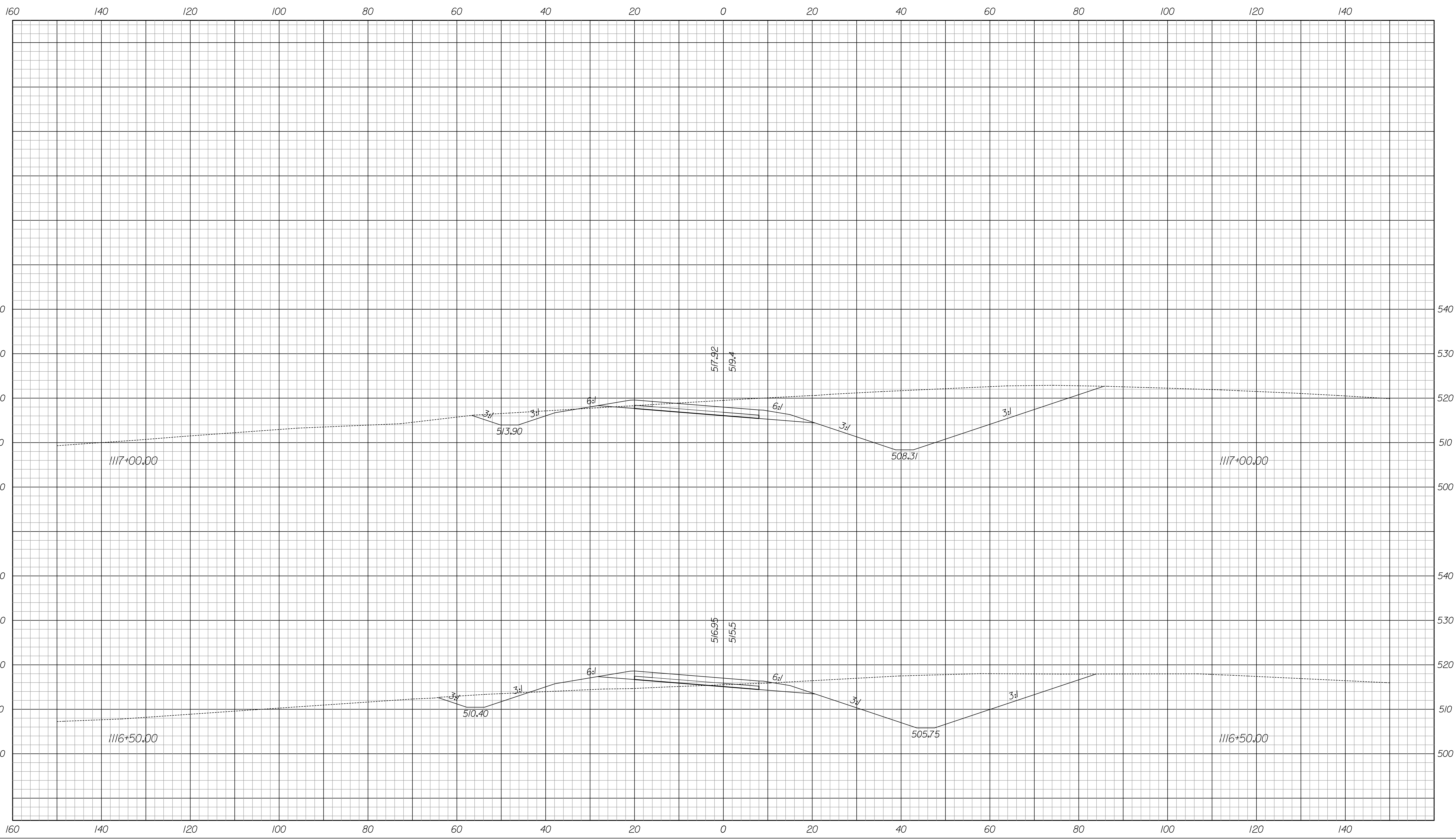


9:24:44 AM
 10/12/2011
 P:\V2005\07740\Drawings\cme\08823\Ex\8111.dgn

RECOMMENDED FOR APPROVAL _____	
DESIGNED: JSB	DRAWN: MRS
CHECKED: WHL	CHECKED: JSB

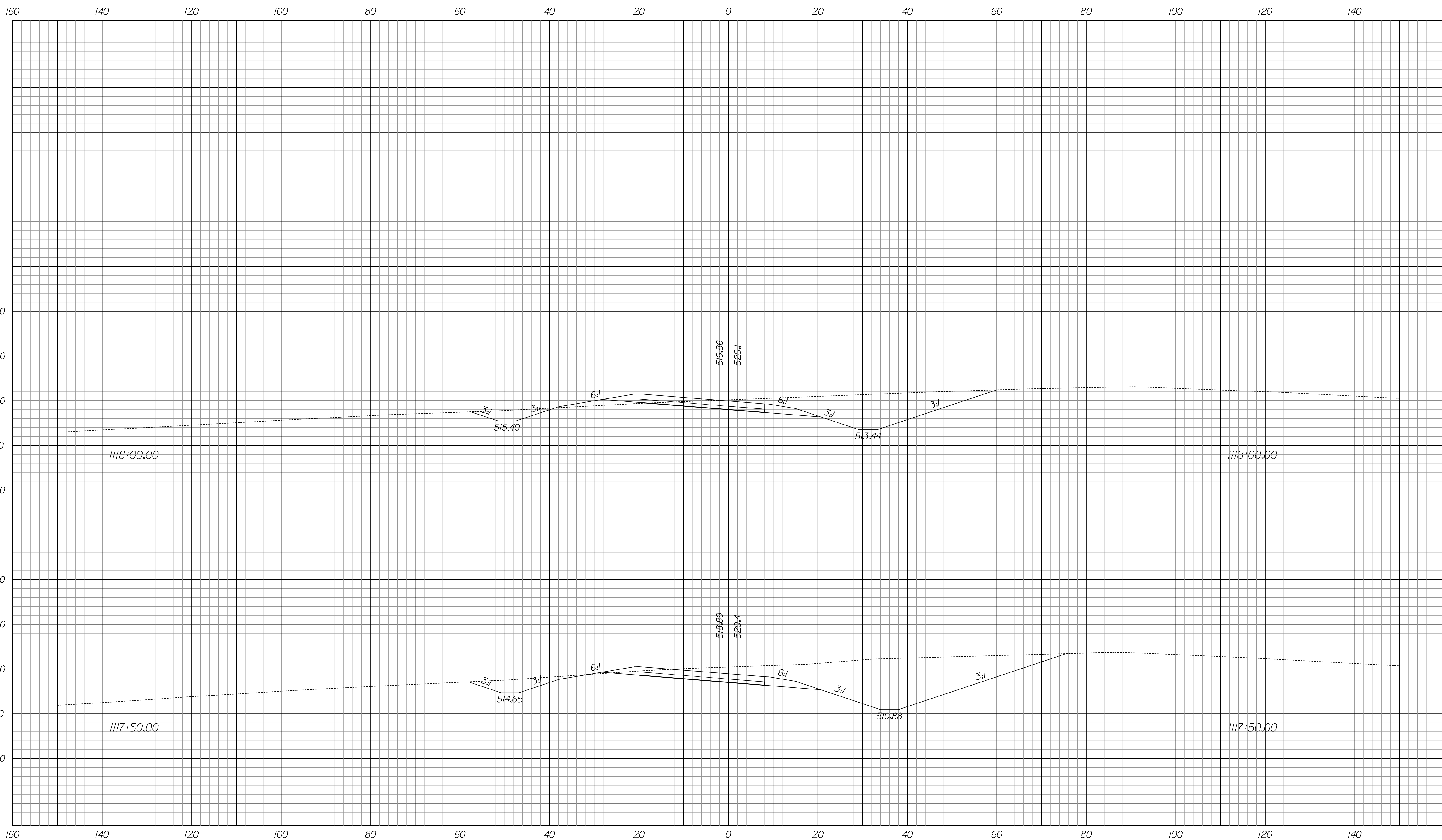
INDIANA
 DEPARTMENT OF TRANSPORTATION
 CROSS SECTIONS
 RAMP "IR-11"
 STA. 1115+50.00 TO 1116+00.00

HORIZONTAL SCALE 1" = 10'	BRIDGE FILE	
VERTICAL SCALE 1" = 10'	DESIGNATION 0810244	
SURVEY BOOK	DWG. NO. XS-6	SHEET NO. 6 of 11
CONTRACT	PROJECT 0810244	



10/12/2011 9:24:45 AM
 P:\V2005\07740\Drawings\cme\0823\Exhib\11.dgn

	RECOMMENDED FOR APPROVAL _____ DESIGN ENGINEER DATE	INDIANA DEPARTMENT OF TRANSPORTATION	HORIZONTAL SCALE 1" = 10'	BRIDGE FILE
	DESIGNED: JSB DRAWN: MRS CHECKED: WHL CHECKED: JSB	CROSS SECTIONS RAMP "IR-11" STA. 1116+50.00 TO 1117+00.00	VERTICAL SCALE 1" = 10'	DESIGNATION 0810244
			SURVEY BOOK	DWG. NO. XS-7
			CONTRACT	SHEET NO. 7 of 11 PROJECT 0810244

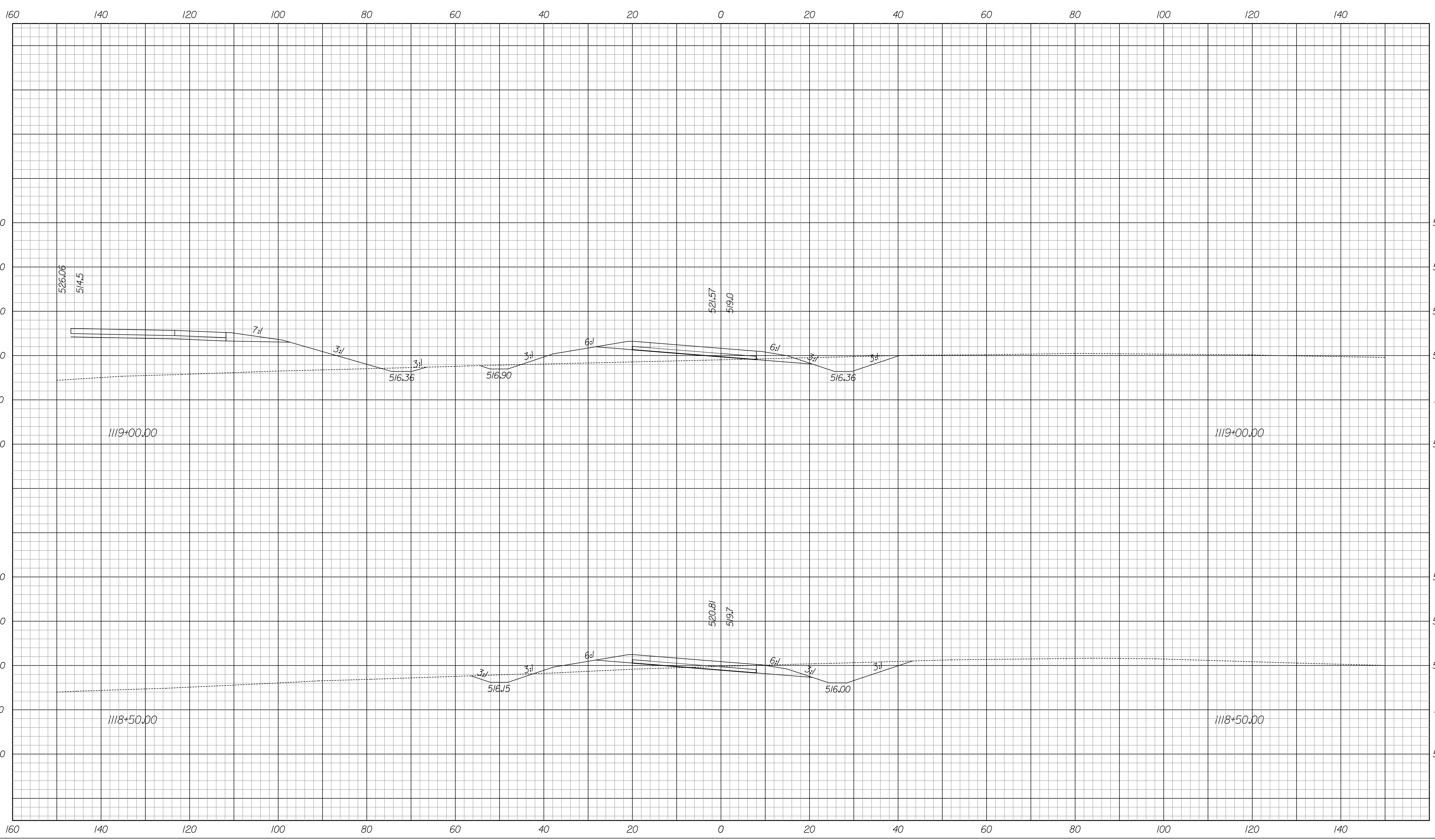


9:24:46 AM
 10/12/2011
 P:\V2005\077\AUG\Drawings\cme08823\Exhib\11.dgn

RECOMMENDED FOR APPROVAL _____		DESIGN ENGINEER _____ DATE _____	
DESIGNED: JSB	DRAWN: MRS		
CHECKED: WHL	CHECKED: JSB		

INDIANA
 DEPARTMENT OF TRANSPORTATION
 CROSS SECTIONS
 RAMP "IR-1"
 STA. 1117+50.00 TO 1118+00.00

HORIZONTAL SCALE 1" = 10'	BRIDGE FILE	
VERTICAL SCALE 1" = 10'	DESIGNATION 0810244	
SURVEY BOOK	DWG. NO. XS-8	SHEET NO. 8 of 11
CONTRACT	PROJECT 0810244	

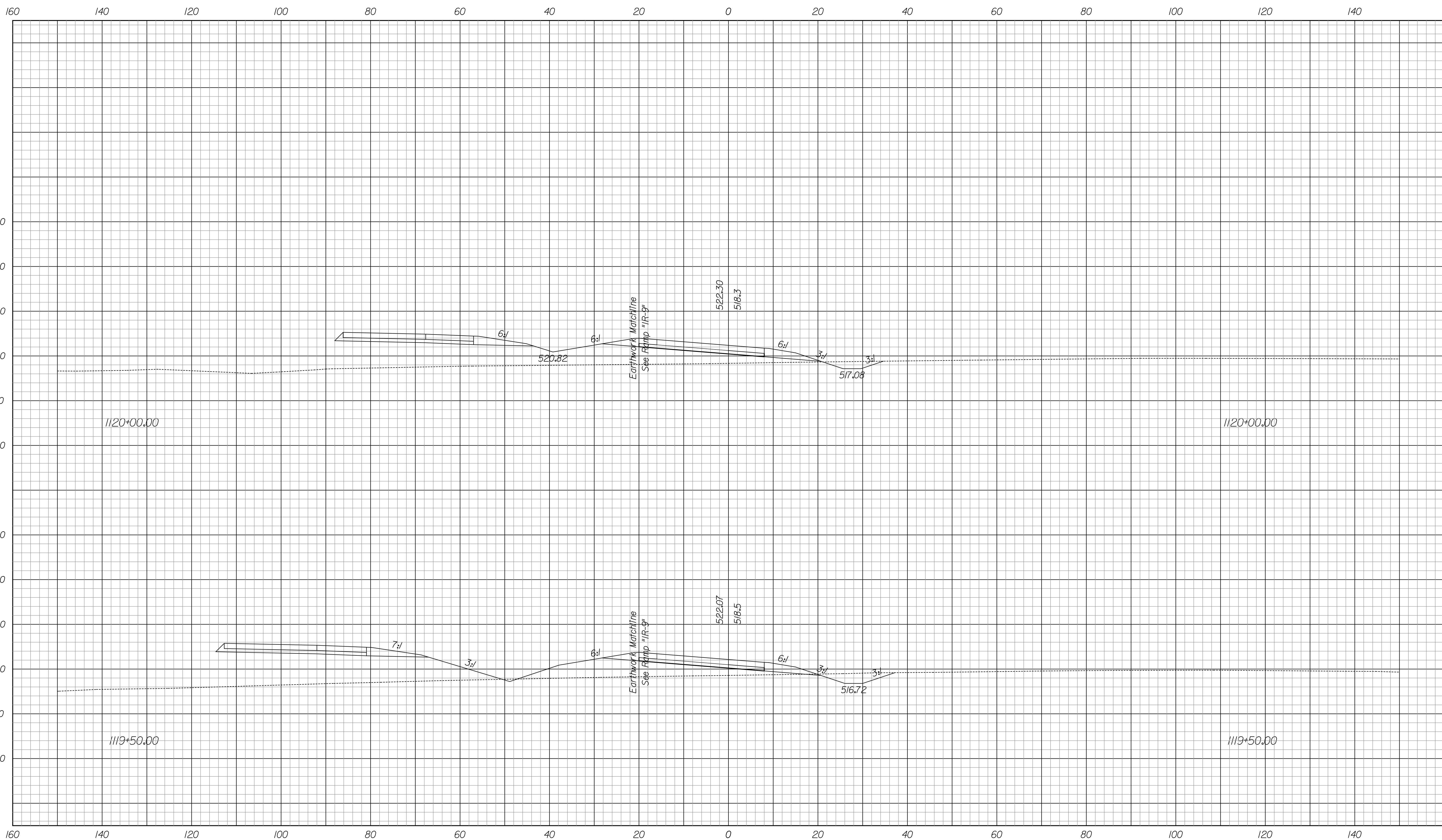


10/12/2011 9:24:46 AM
 F:\V2005\077\A01\Drawings\cme08823\Exhib\111.dgn

RECOMMENDED FOR APPROVAL _____	
DESIGNED: JSB	DRAWN: MRS
CHECKED: WHL	CHECKED: JSB

INDIANA
 DEPARTMENT OF TRANSPORTATION
 CROSS SECTIONS
 RAMP "IR-1"
 STA. 1118+50.00 TO 1119+00.00

HORIZONTAL SCALE 1" = 10'	BRIDGE FILE	
VERTICAL SCALE 1" = 10'	DESIGNATION 0810244	
SURVEY BOOK	DWG. NO. XS-9	SHEET NO. 9 of 11
CONTRACT	PROJECT 0810244	

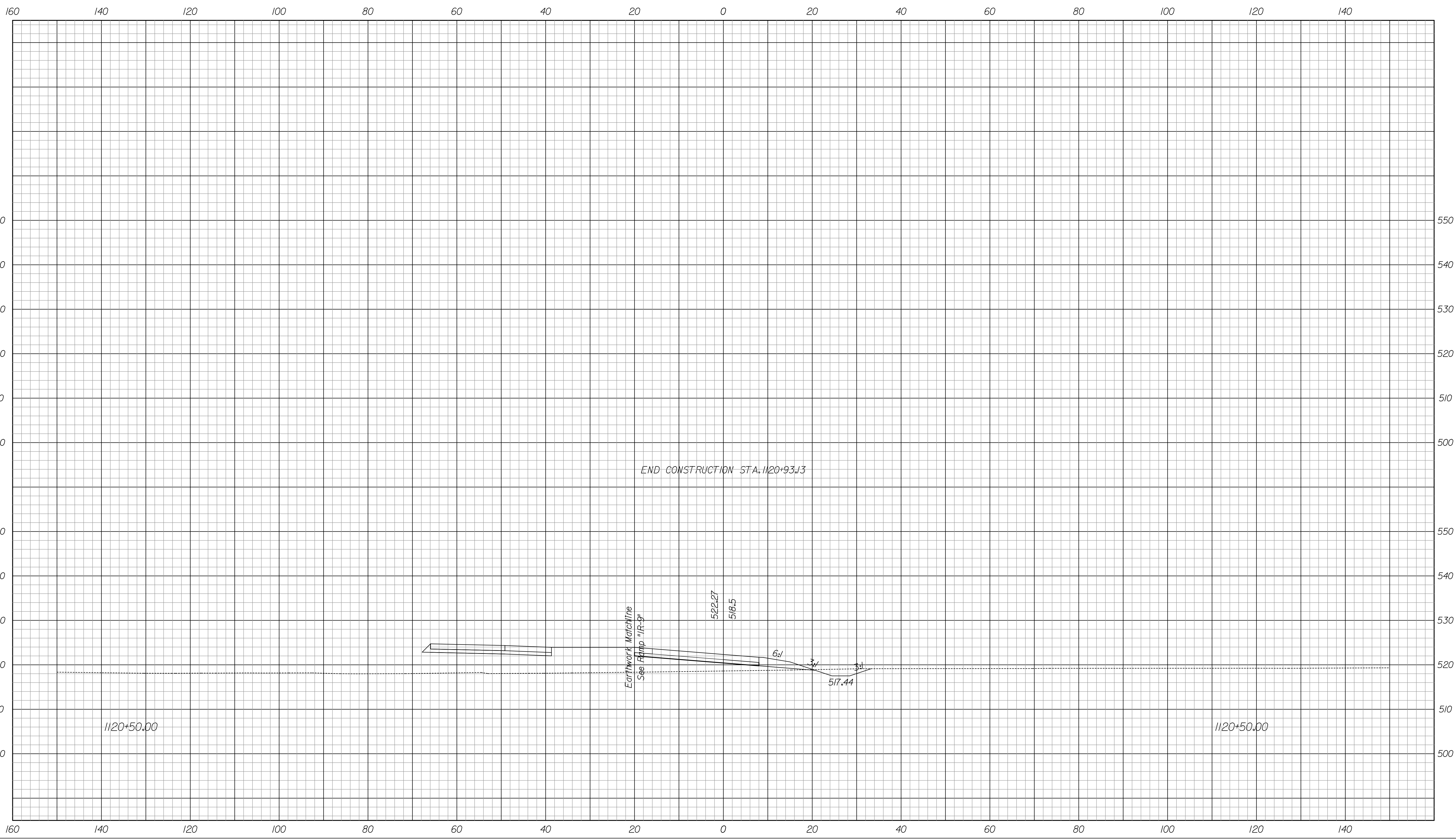


9:24:47 AM
 10/12/2011
 P:\V2005\077\AUG\Drawings\08B23\Ex.R11.dgn

RECOMMENDED FOR APPROVAL _____	
DESIGNED: JSB	DRAWN: MRS
CHECKED: WHL	CHECKED: JSB

INDIANA
 DEPARTMENT OF TRANSPORTATION
 CROSS SECTIONS
 RAMP "IR-1"
 STA. 1119+50.00 TO 1120+00.00

HORIZONTAL SCALE 1" = 10'		BRIDGE FILE	
VERTICAL SCALE 1" = 10'		DESIGNATION 0810244	
SURVEY BOOK	DWG. NO. XS-10	SHEET NO. 10 of 11	
CONTRACT	PROJECT 0810244		

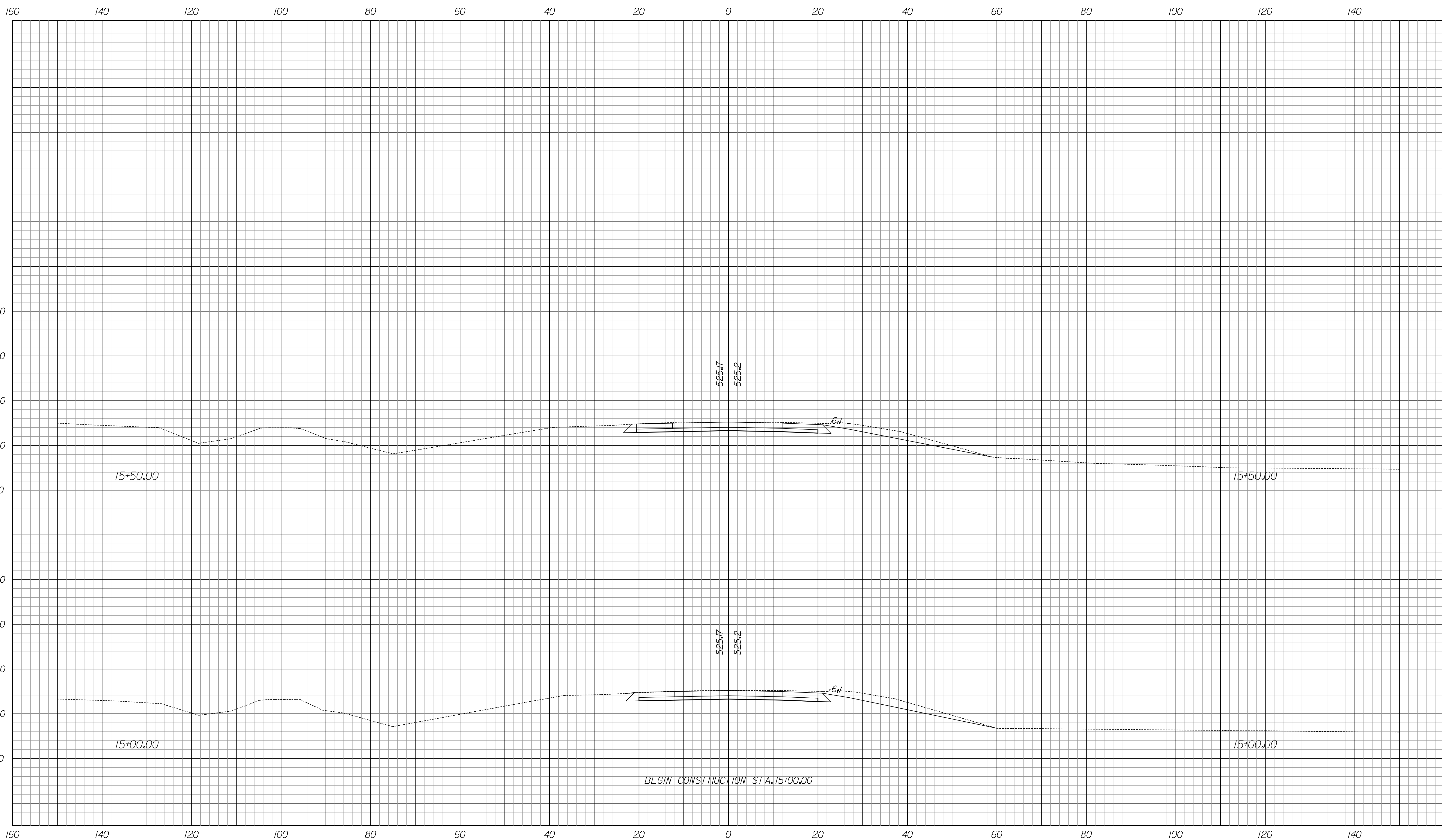


10/12/2011 9:24:46 AM
 P:\V2005\UT7\AUG\Drawings\me08823\Ex.rvt\11.dgn

RECOMMENDED FOR APPROVAL _____		DESIGN ENGINEER _____	DATE _____
DESIGNED: JSB	DRAWN: MRS		
CHECKED: WHL	CHECKED: JSB		

INDIANA
 DEPARTMENT OF TRANSPORTATION
 CROSS SECTIONS
 RAMP "IR-1"
 STA. 1120+50.00 TO 1121+00.00

HORIZONTAL SCALE 1" = 10'	BRIDGE FILE	
VERTICAL SCALE 1" = 10'	DESIGNATION 0810244	
SURVEY BOOK	DWG. NO. XS-11	SHEET NO. 11 of 11
CONTRACT	PROJECT 0810244	

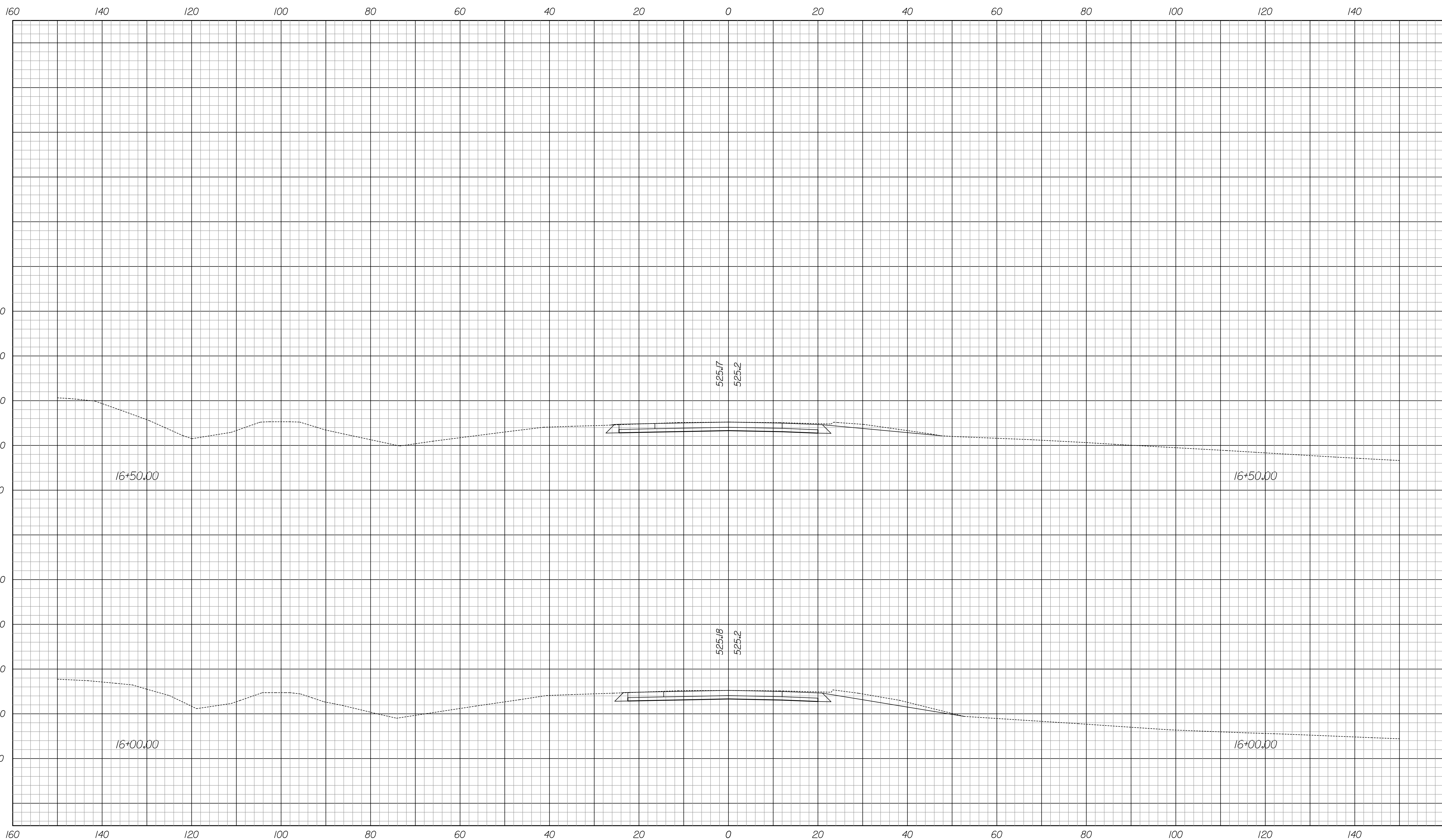


10/12/2011 9:24:52 AM
 P:\V2005\UT7\A01_Drawings\me08823\Exel\3.dgn

RECOMMENDED FOR APPROVAL _____	
DESIGNED: JSB	DRAWN: MRS
CHECKED: WHL	CHECKED: JSB

INDIANA
 DEPARTMENT OF TRANSPORTATION
 CROSS SECTIONS
 LINE "LS-3"
 STA. 15+00.00 TO 15+50.00

HORIZONTAL SCALE 1" = 10'	BRIDGE FILE	
VERTICAL SCALE 1" = 10'	DESIGNATION 0810244	
SURVEY BOOK	DWG. NO. XS-1	SHEET NO. 1 of 26
CONTRACT	PROJECT 0810244	

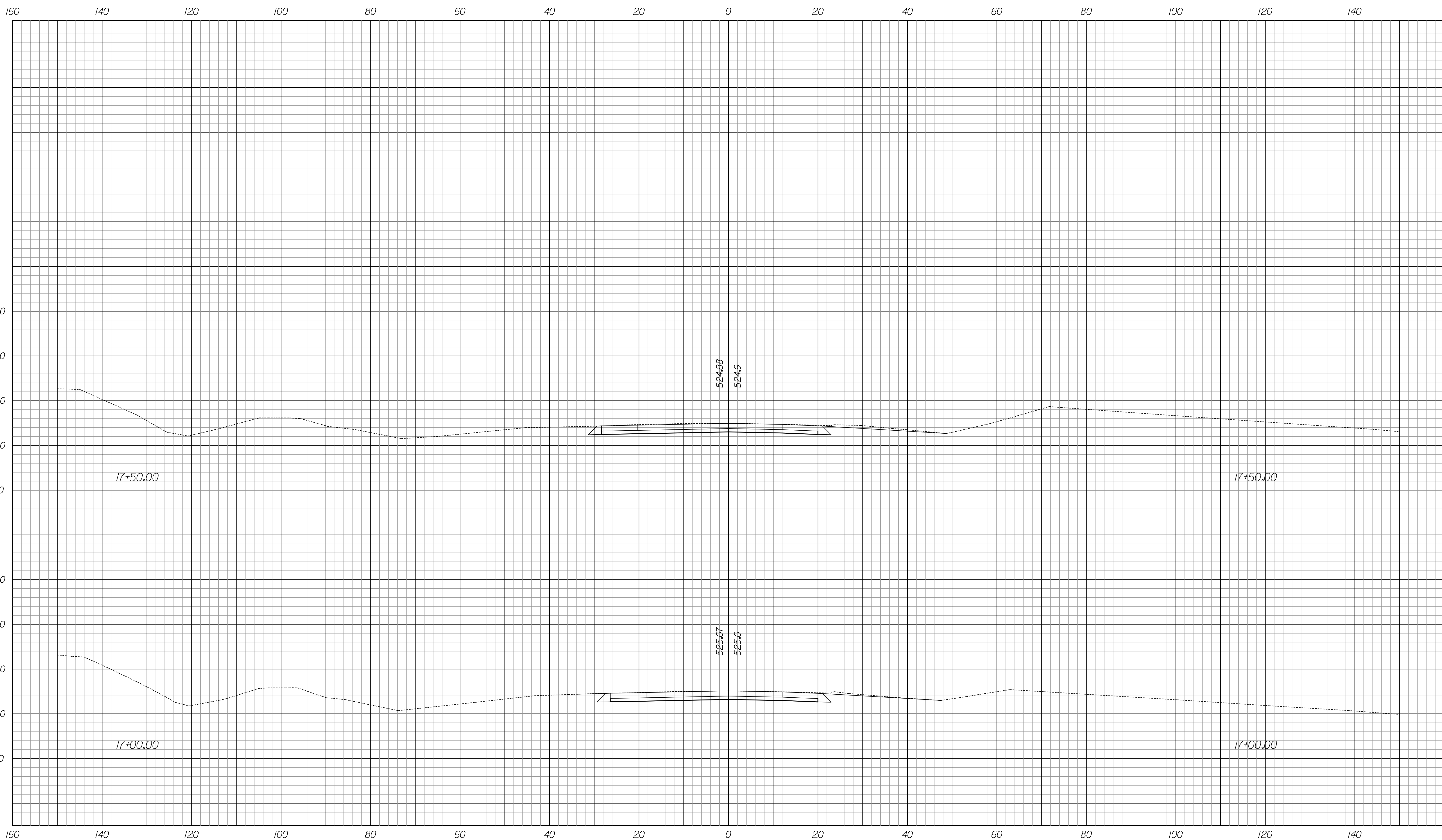


9/24/54 AM
 10/12/2011
 P:\V2005\UT7\A01_Drawings\me08823\Exel\33.dgn

RECOMMENDED FOR APPROVAL _____	
DESIGN ENGINEER DATE	
DESIGNED: JSB	DRAWN: MRS
CHECKED: WHL	CHECKED: JSB

INDIANA
 DEPARTMENT OF TRANSPORTATION
 CROSS SECTIONS
 LINE "LS-3"
 STA. 16+00.00 TO 16+50.00

HORIZONTAL SCALE 1" = 10'	BRIDGE FILE	
VERTICAL SCALE 1" = 10'	DESIGNATION 0810244	
SURVEY BOOK	DWG. NO. XS-2	SHEET NO. 2 of 26
CONTRACT	PROJECT 0810244	

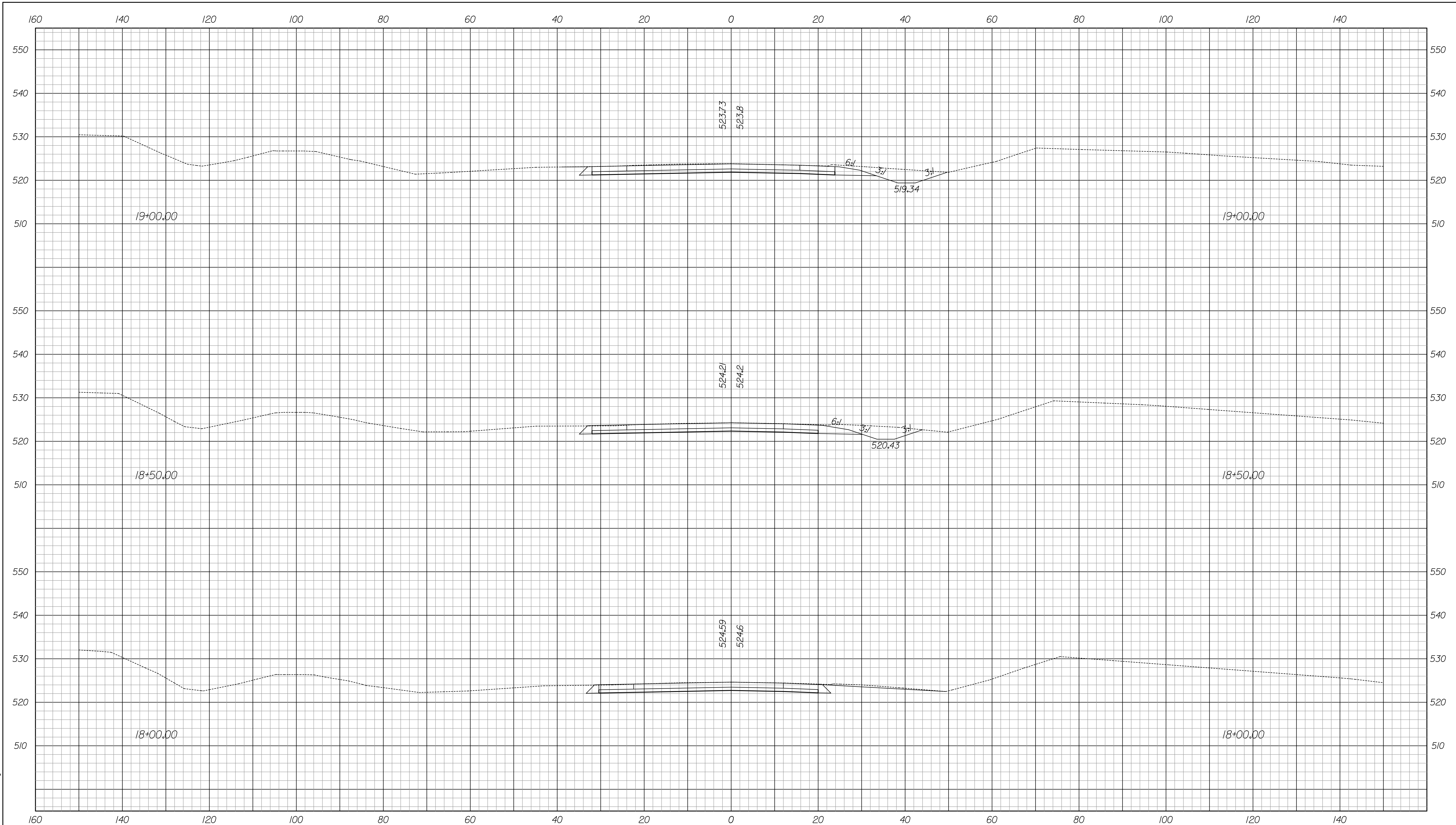


9:24:56 AM
 10/12/2011
 P:\V2005\UT7\A\Drawings\me08823\Exel\3.dgn

RECOMMENDED FOR APPROVAL _____	
DESIGNED: JSB	DRAWN: MRS
CHECKED: WHL	CHECKED: JSB

INDIANA
 DEPARTMENT OF TRANSPORTATION
 CROSS SECTIONS
 LINE "LS-3"
 STA. 17+00.00 TO 17+50.00

HORIZONTAL SCALE 1" = 10'	BRIDGE FILE	
VERTICAL SCALE 1" = 10'	DESIGNATION 0810244	
SURVEY BOOK	DWG. NO. XS-3	SHEET NO. 3 of 26
CONTRACT	PROJECT 0810244	

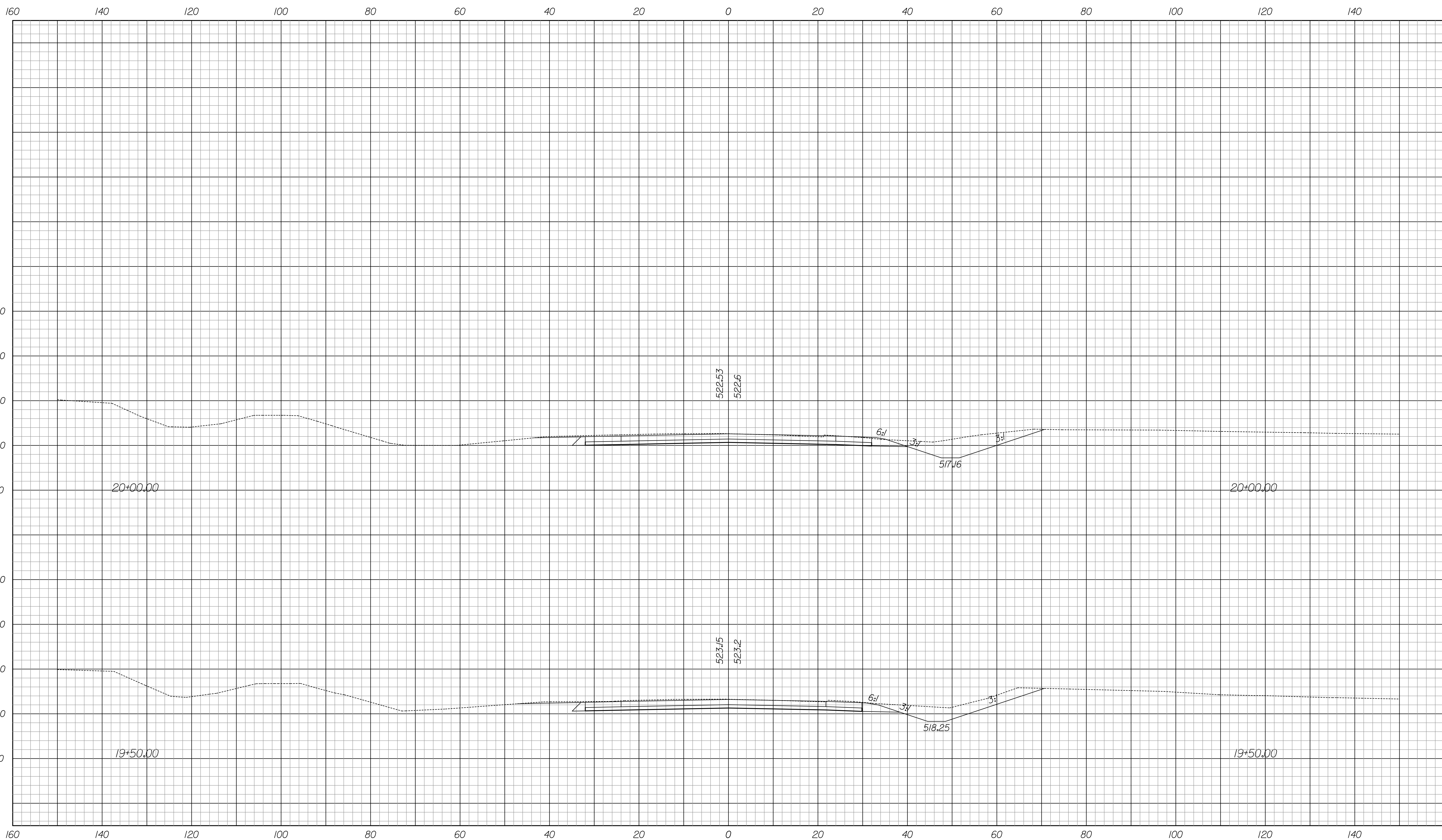


9:24:58 AM
 10/12/2011
 P:\V2005\UT7\A01_Drawings\me08823\Exel\LS3.dgn

RECOMMENDED FOR APPROVAL _____	
DESIGN ENGINEER DATE	
DESIGNED: JSB	DRAWN: MRS
CHECKED: WHL	CHECKED: JSB

INDIANA
 DEPARTMENT OF TRANSPORTATION
 CROSS SECTIONS
 LINE "LS-3"
 STA. 18+00.00 TO 19+00.00

HORIZONTAL SCALE 1" = 10'		BRIDGE FILE	
VERTICAL SCALE 1" = 10'		DESIGNATION 0810244	
SURVEY BOOK	DWG. NO. XS-4	SHEET NO. 4 of 26	
CONTRACT	PROJECT 0810244		

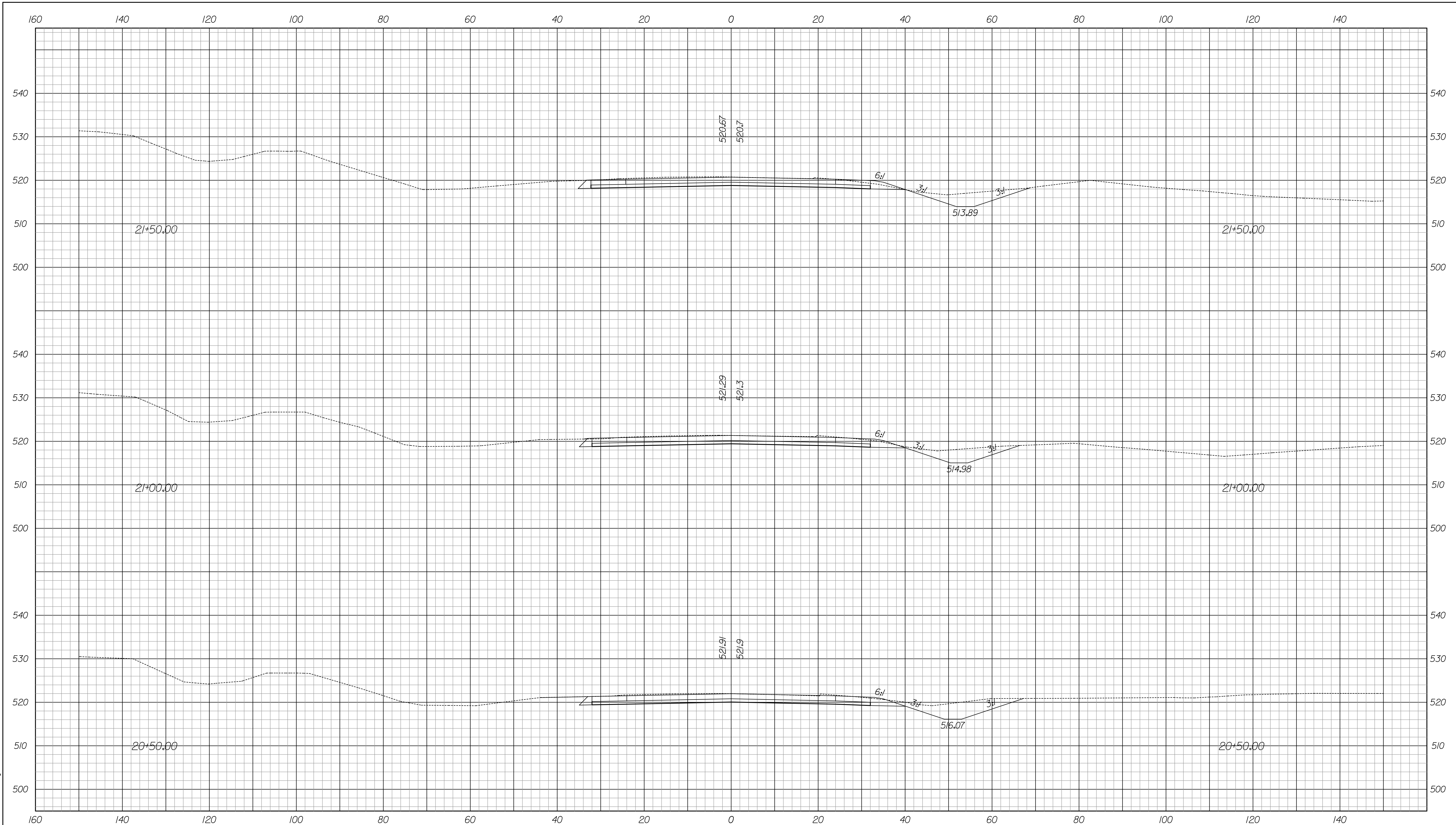


10/12/2011 9:25:00 AM
 P:\W2005\UT7\A\Drawings\me08823\Exel\LS3.dgn

RECOMMENDED FOR APPROVAL _____		DESIGN ENGINEER _____	DATE _____
DESIGNED: JSB	DRAWN: MRS		
CHECKED: WHL	CHECKED: JSB		

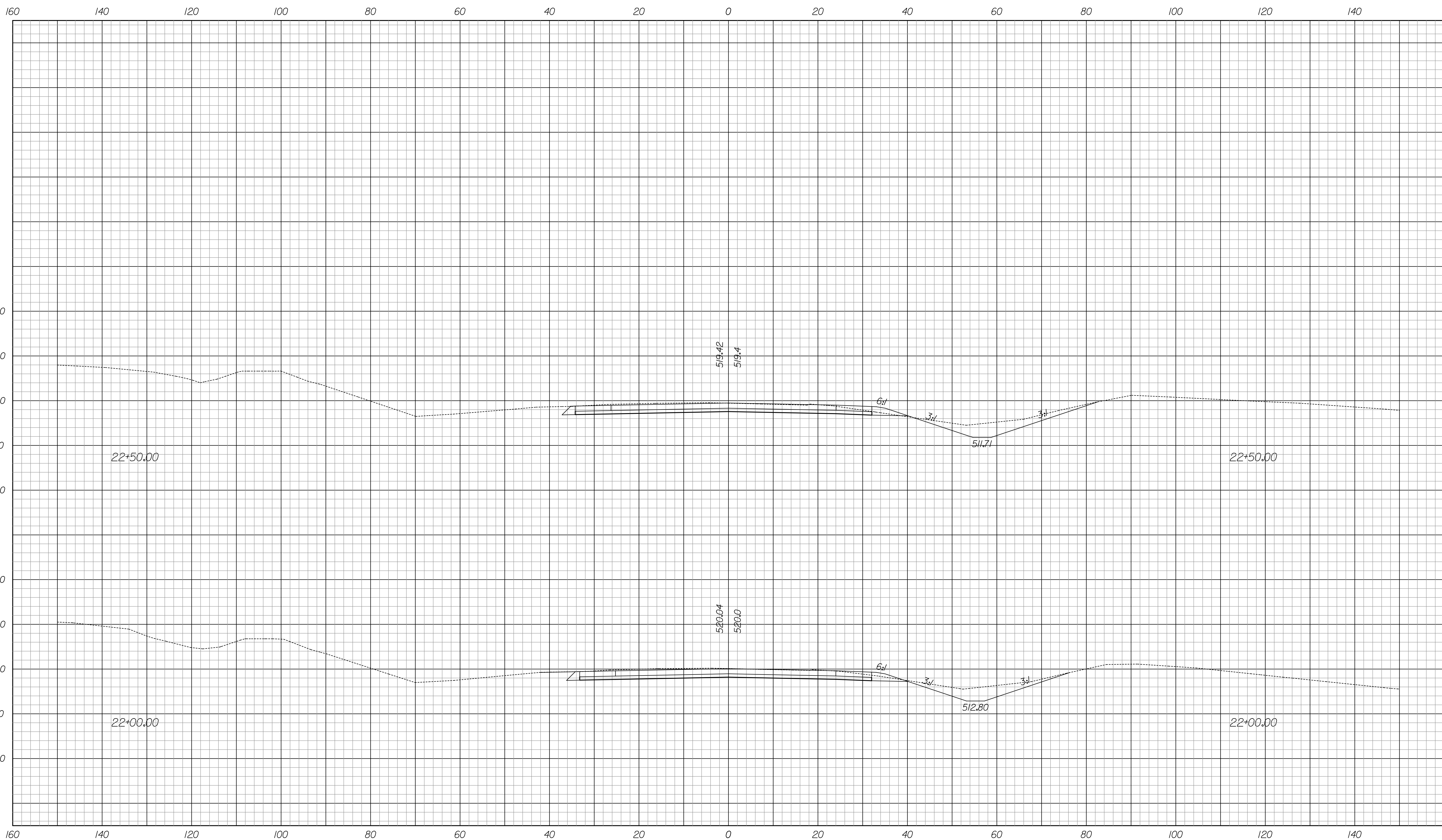
INDIANA
 DEPARTMENT OF TRANSPORTATION
 CROSS SECTIONS
 LINE "LS-3"
 STA. 19+50.00 TO 20+00.00

HORIZONTAL SCALE 1" = 10'		BRIDGE FILE	
VERTICAL SCALE 1" = 10'		DESIGNATION 0810244	
SURVEY BOOK	DWG. NO. XS-5	SHEET NO. 5 of 26	
CONTRACT	PROJECT 0810244		



10/12/2011 9:25:02 AM
 P:\W2005\UT7\A\Drawings\m08823\Exe\LS3.dgn

	RECOMMENDED FOR APPROVAL _____ DESIGN ENGINEER DATE	INDIANA DEPARTMENT OF TRANSPORTATION CROSS SECTIONS LINE "LS-3" STA. 20+50.00 TO 21+50.00	HORIZONTAL SCALE 1" = 10' VERTICAL SCALE 1" = 10' BRIDGE FILE DESIGNATION 0810244 SURVEY BOOK DWG. NO. XS-6 SHEET NO. 6 of 26 CONTRACT PROJECT 0810244
	DESIGNED: JSB DRAWN: MRS CHECKED: WHL CHECKED: JSB		

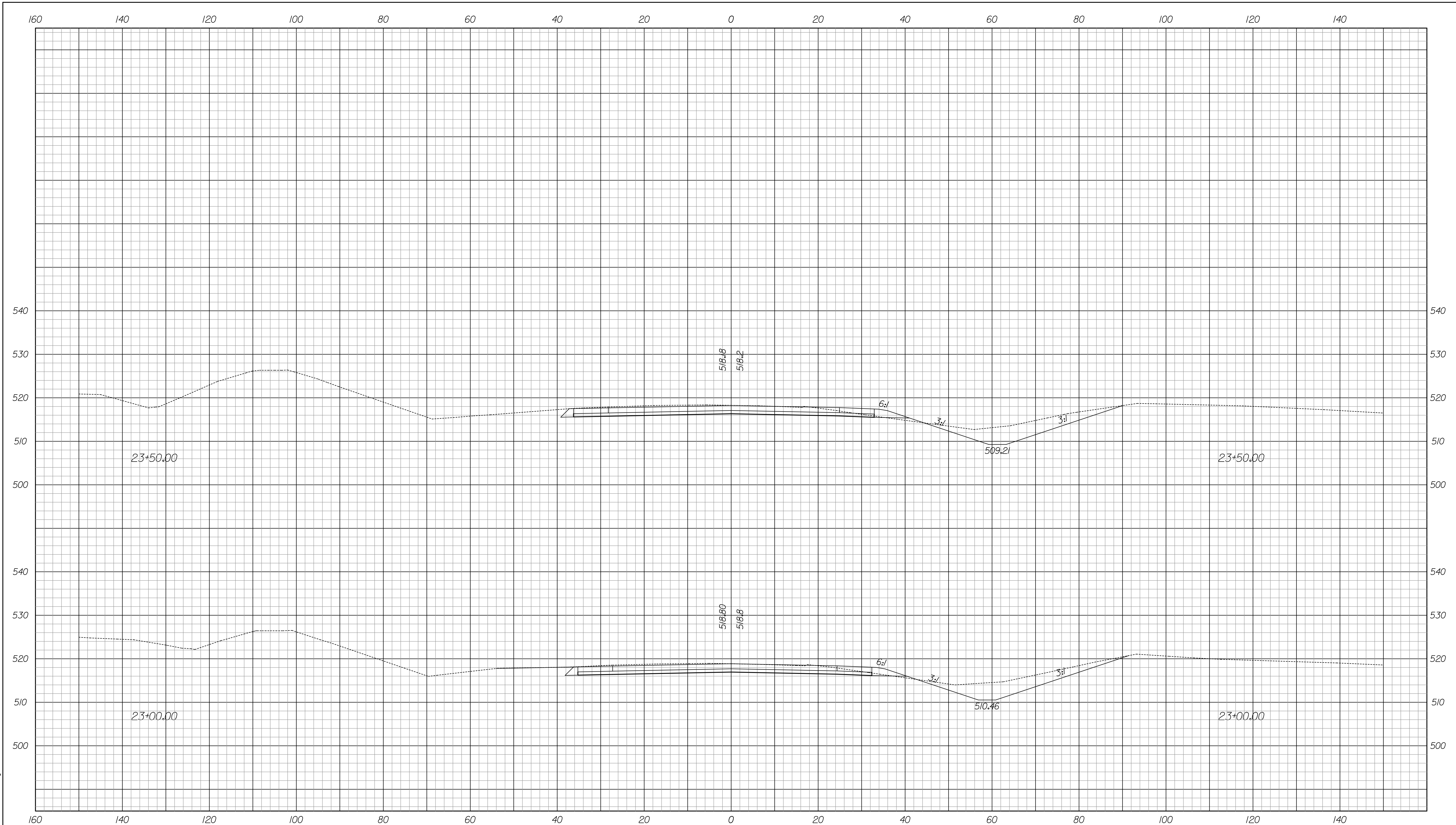


10/12/2011 9:25:04 AM
 P:\V2005\UT7\AUG\Drawings\me08823\Exel\LS3.dgn

RECOMMENDED FOR APPROVAL _____	
DESIGN ENGINEER DATE	
DESIGNED: JSB	DRAWN: MRS
CHECKED: WHL	CHECKED: JSB

INDIANA
 DEPARTMENT OF TRANSPORTATION
 CROSS SECTIONS
 LINE "LS-3"
 STA. 22+00.00 TO 22+50.00

HORIZONTAL SCALE 1" = 10'	BRIDGE FILE	
VERTICAL SCALE 1" = 10'	DESIGNATION 0810244	
SURVEY BOOK	DWG. NO. XS-7	SHEET NO. 7 of 26
CONTRACT	PROJECT 0810244	

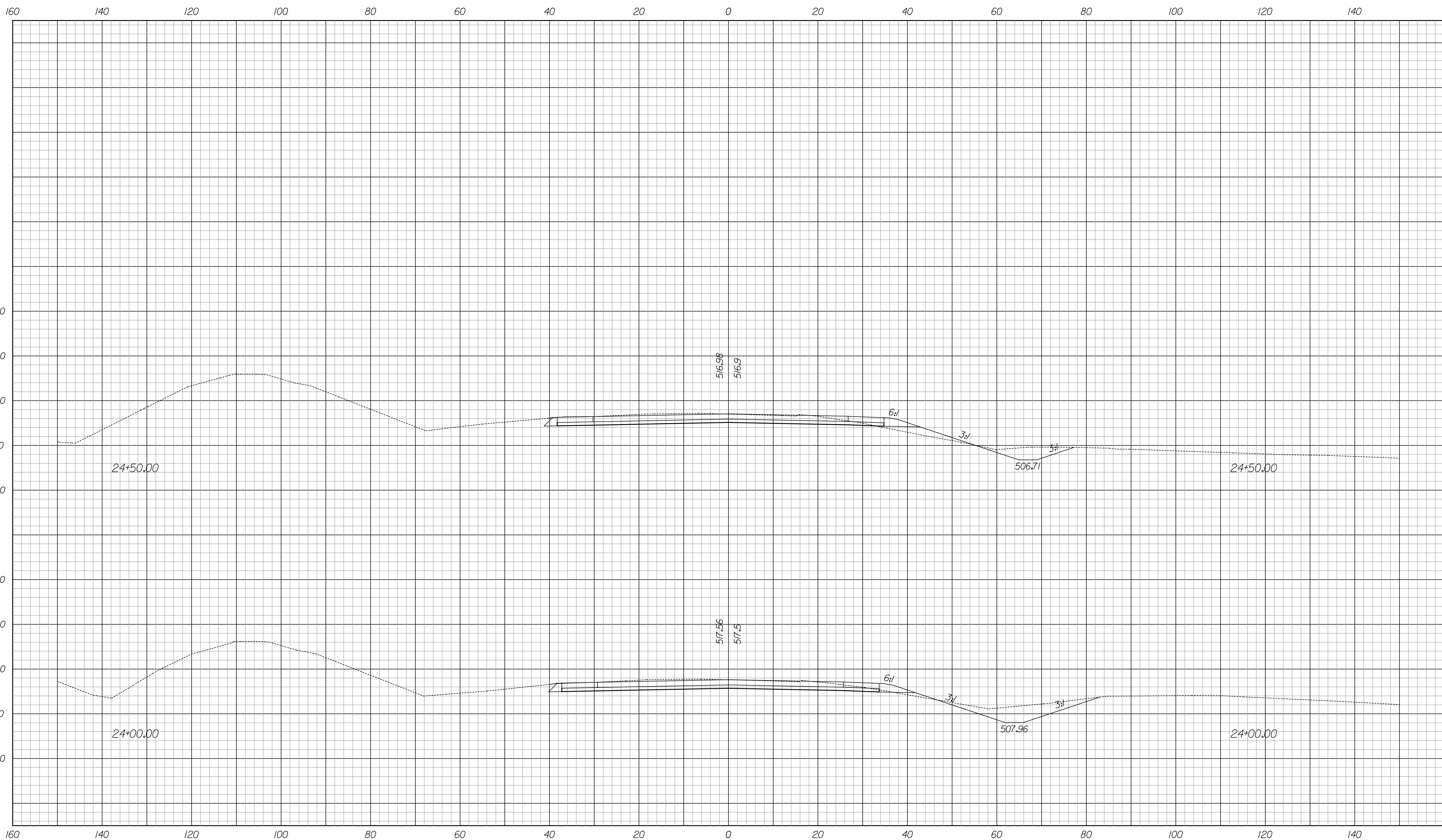


10/12/2011 9:25:13 AM
 P:\V2005\UT77\A01\Drawings\B23\Exel\LS3.dgn

RECOMMENDED FOR APPROVAL _____	
DESIGN ENGINEER DATE	
DESIGNED: JSB	DRAWN: MRS
CHECKED: WHL	CHECKED: JSB

INDIANA
 DEPARTMENT OF TRANSPORTATION
 CROSS SECTIONS
 LINE "LS-3"
 STA. 23+00.00 TO 23+50.00

HORIZONTAL SCALE 1" = 10'	BRIDGE FILE	
VERTICAL SCALE 1" = 10'	DESIGNATION OB10244	
SURVEY BOOK	DWG. NO. XS-8	SHEET NO. 8 of 26
CONTRACT	PROJECT OB10244	

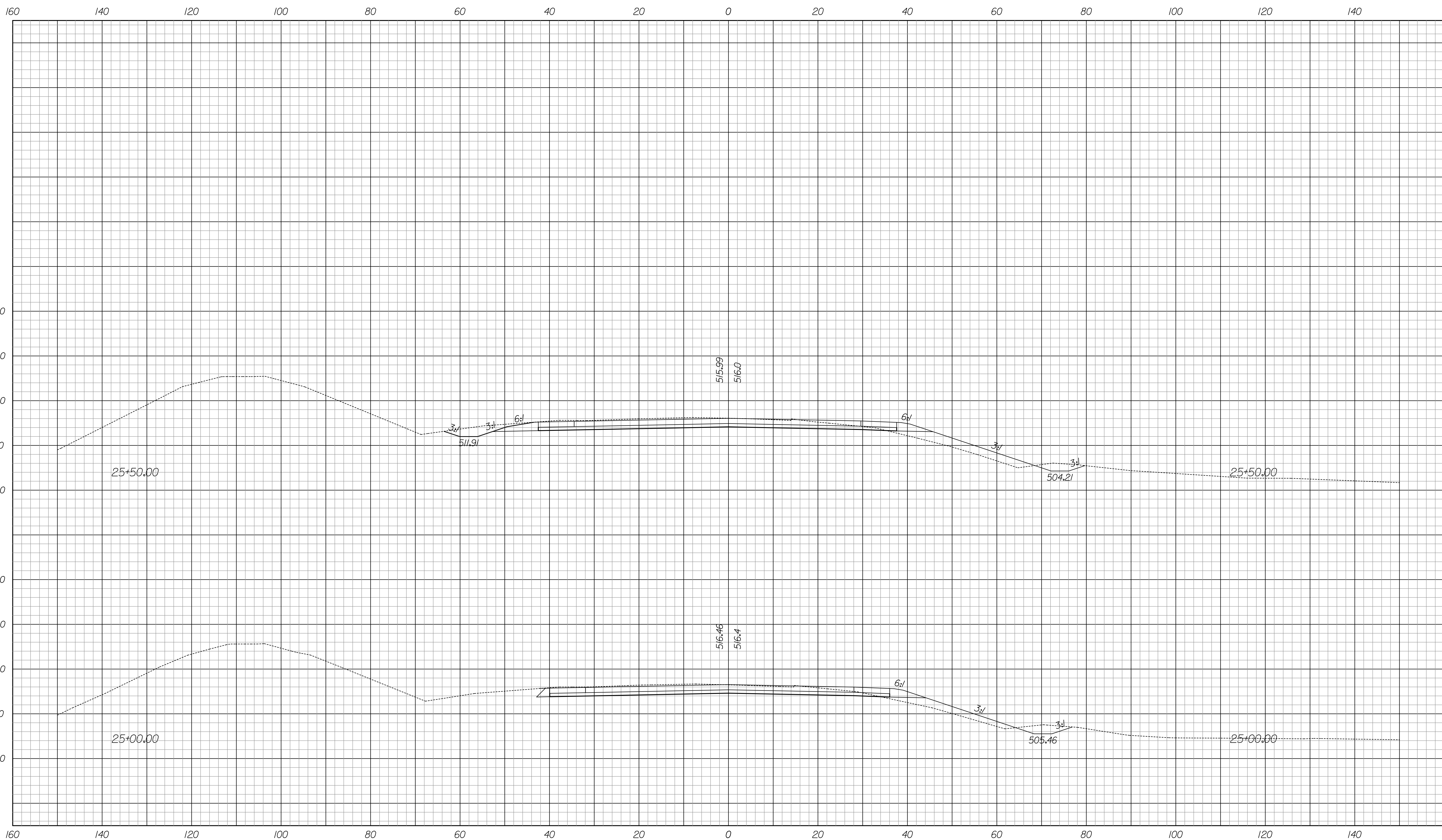


10/12/2011 9:25:15 AM
 P:\V2005\07740\Drawings\m08823\Exel\3.dgn

RECOMMENDED FOR APPROVAL _____	
DESIGNED: JSB	DRAWN: MRS
CHECKED: WHL	CHECKED: JSB

INDIANA
 DEPARTMENT OF TRANSPORTATION
 CROSS SECTIONS
 LINE "LS-3"
 STA. 24+00.00 TO 24+50.00

HORIZONTAL SCALE 1" = 10'	BRIDGE FILE	
VERTICAL SCALE 1" = 10'	DESIGNATION 0810244	
SURVEY BOOK	DWG. NO. XS-9	SHEET NO. 9 of 26
CONTRACT	PROJECT 0810244	

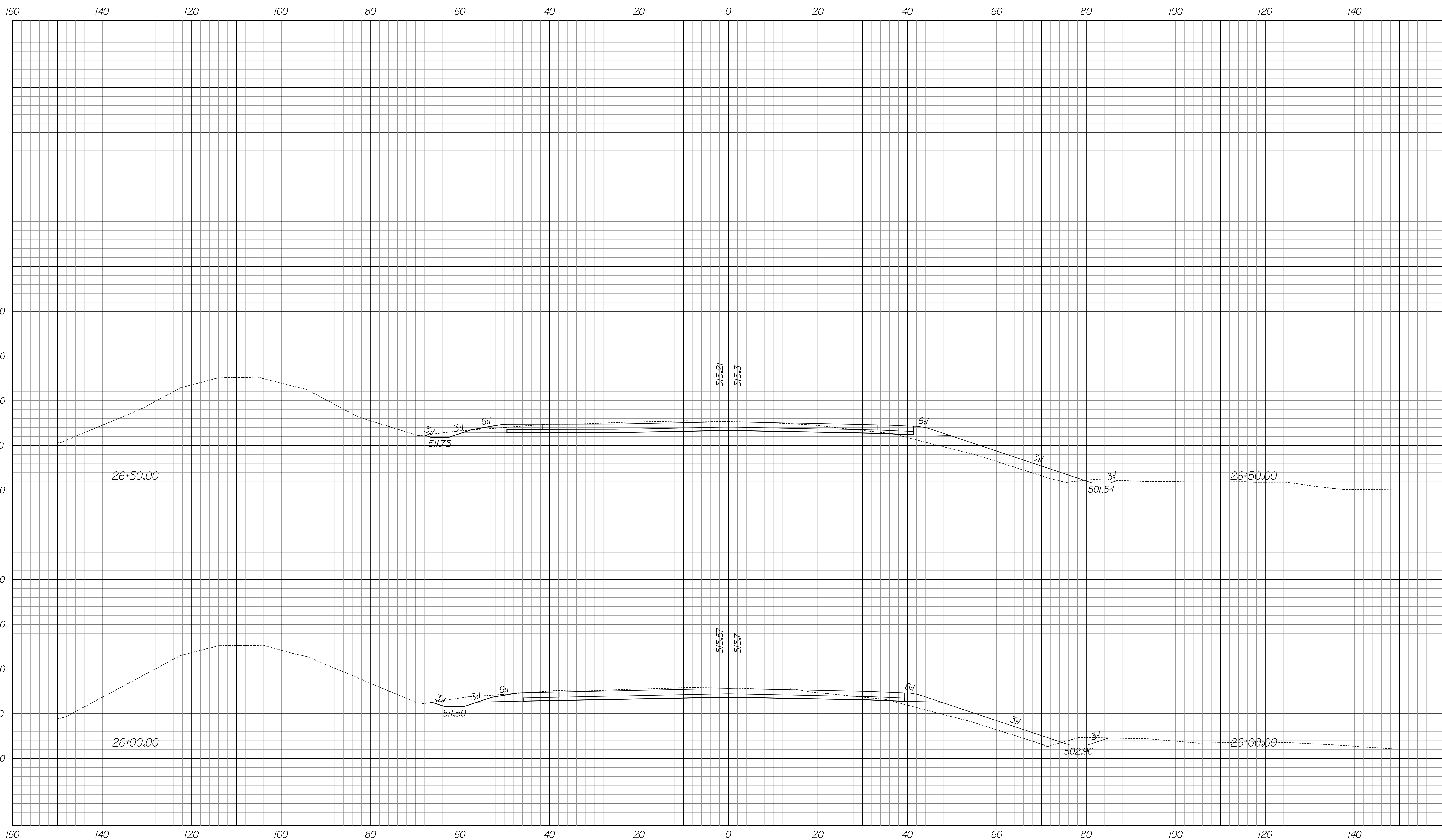


10/12/2011 9:25:17 AM
 P:\V2005\UT7\A01_Drawings\me08823_Ext\LS3.dgn

RECOMMENDED FOR APPROVAL _____
 DESIGN ENGINEER DATE
 DESIGNED: JSB DRAWN: MRS
 CHECKED: WHL CHECKED: JSB

INDIANA
 DEPARTMENT OF TRANSPORTATION
 CROSS SECTIONS
 LINE "LS-3"
 STA. 25+00.00 TO 25+50.00

HORIZONTAL SCALE 1" = 10'	BRIDGE FILE	
VERTICAL SCALE 1" = 10'	DESIGNATION 0810244	
SURVEY BOOK	DWG. NO. XS-10	SHEET NO. 10 of 26
CONTRACT	PROJECT 0810244	

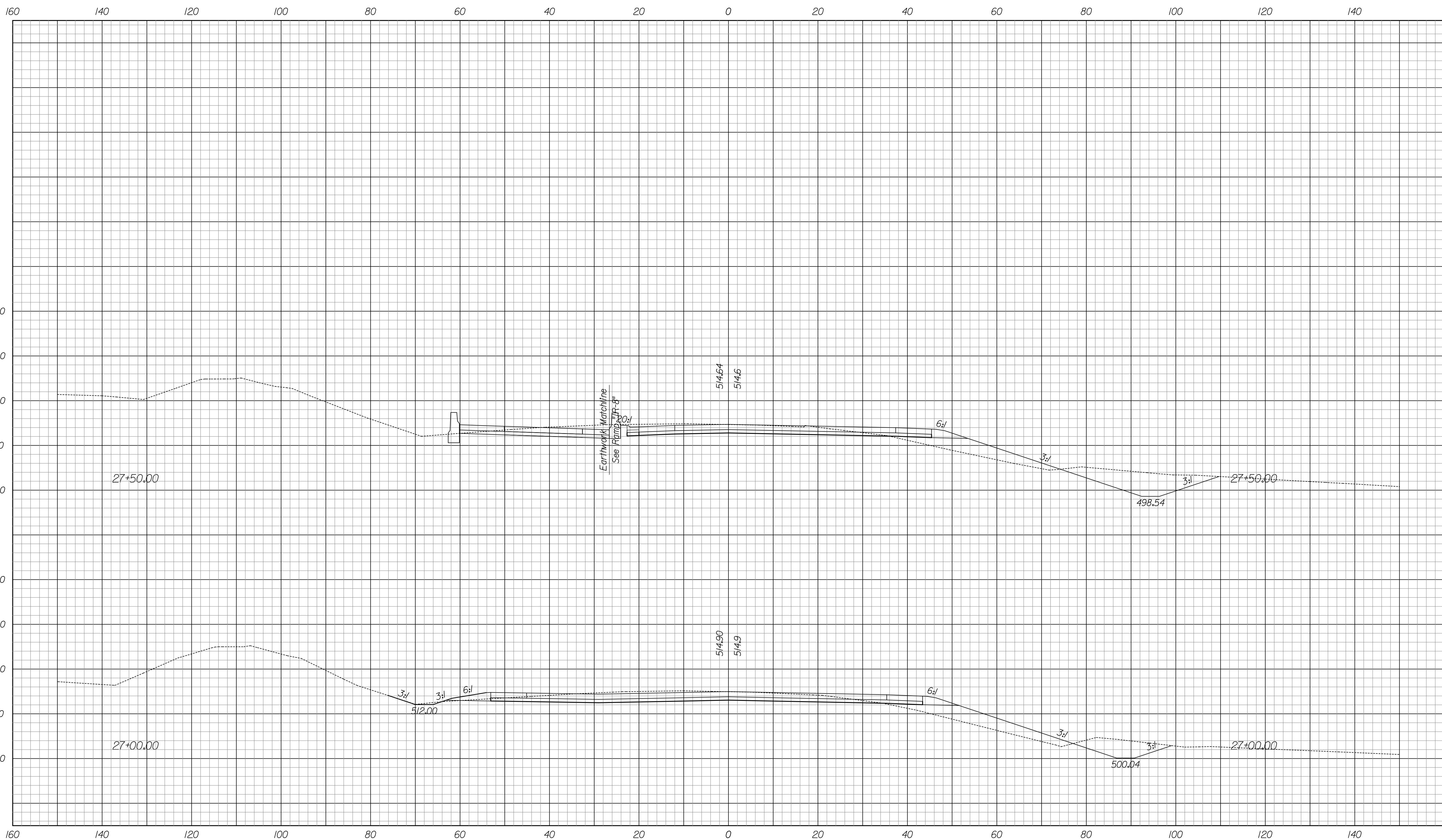


10/12/2011 9:25:19 AM
 P:\V2005\UT7\A01\Drawings\me08823\Exel\LS3.dgn

RECOMMENDED FOR APPROVAL _____
 DESIGN ENGINEER DATE
 DESIGNED: JSB DRAWN: MRS
 CHECKED: WHL CHECKED: JSB

INDIANA
 DEPARTMENT OF TRANSPORTATION
 CROSS SECTIONS
 LINE "LS-3"
 STA. 26+00.00 TO 26+50.00

HORIZONTAL SCALE 1" = 10'	BRIDGE FILE	
VERTICAL SCALE 1" = 10'	DESIGNATION 0810244	
SURVEY BOOK	DWG. NO. XS-11	SHEET NO. 11 of 26
CONTRACT	PROJECT 0810244	

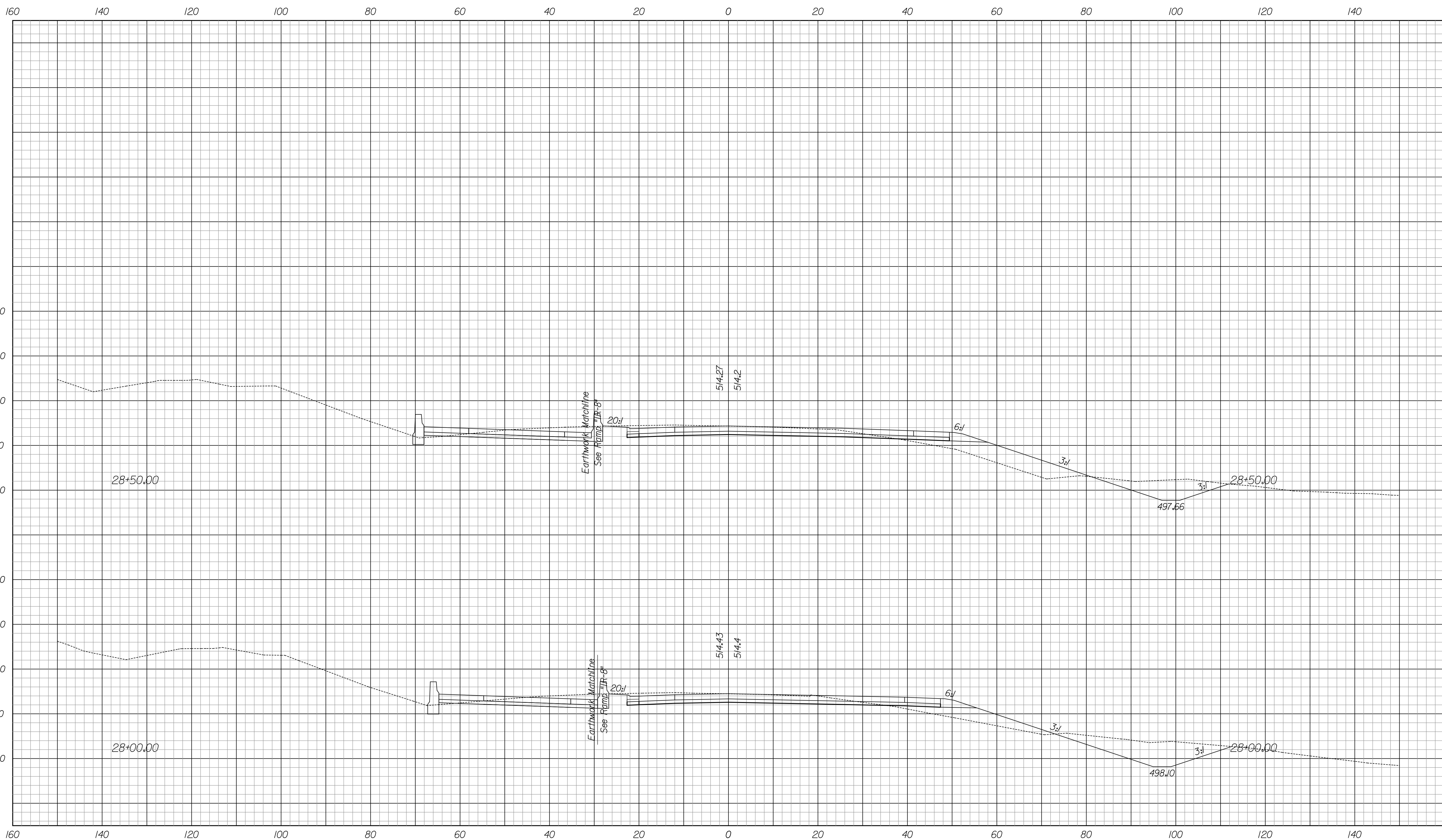


10/12/2011 9:25:20 AM
 F:\V2005\UT7\A01_Drawings\me08823\Exel\LS3.dgn

RECOMMENDED FOR APPROVAL _____		DESIGN ENGINEER _____		DATE _____	
DESIGNED:	JSB	DRAWN:	MRS		
CHECKED:	WHL	CHECKED:	JSB		

INDIANA
 DEPARTMENT OF TRANSPORTATION
 CROSS SECTIONS
 LINE "LS-3"
 STA. 27+00.00 TO 27+50.00

HORIZONTAL SCALE 1" = 10'		BRIDGE FILE	
VERTICAL SCALE 1" = 10'		DESIGNATION 0810244	
SURVEY BOOK	DWG. NO. XS-12	SHEET NO. 12 of 26	
CONTRACT	PROJECT 0810244		

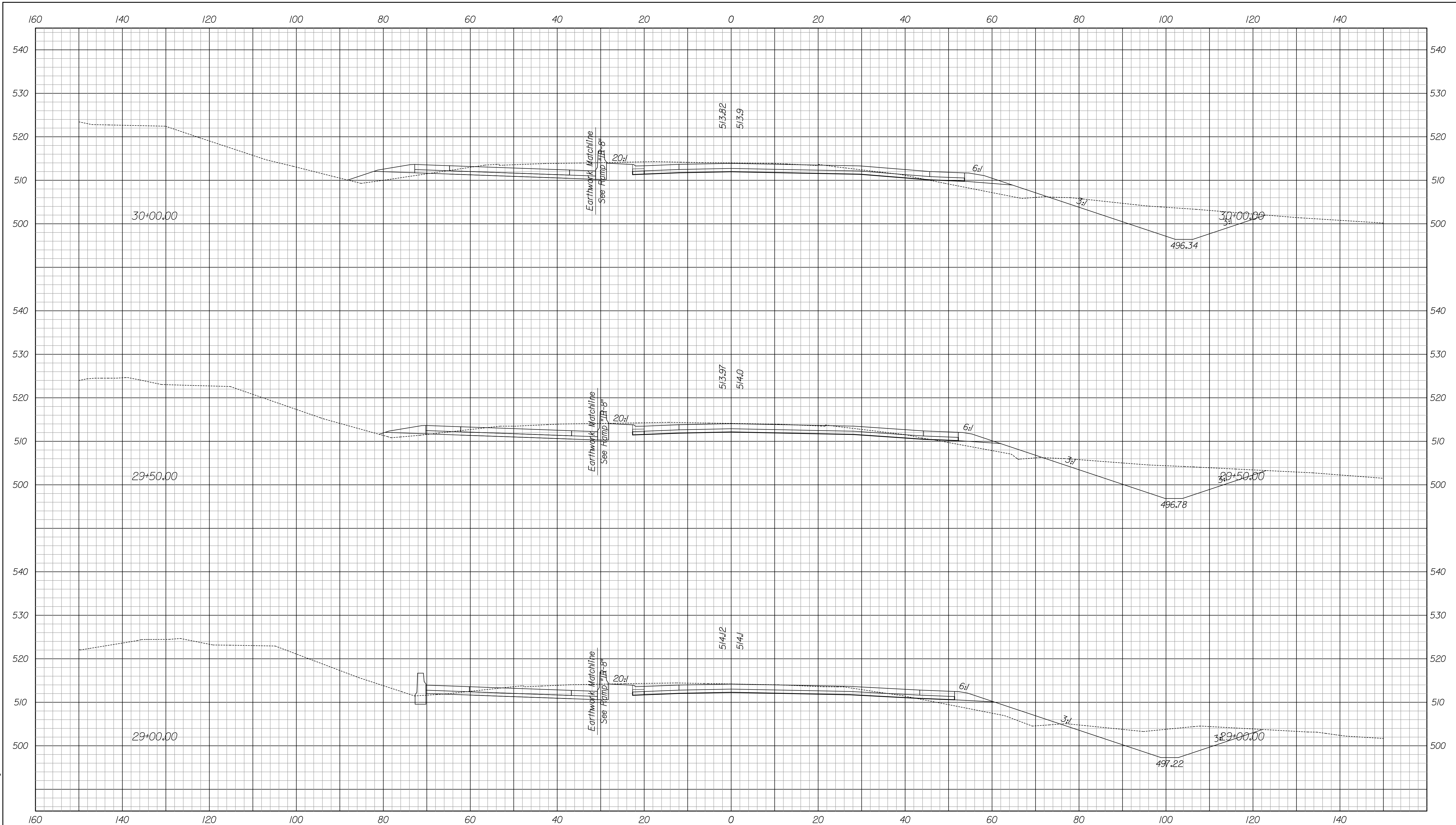


10/12/2011 9:25:22 AM
 P:\W2005\UT7\A01\Drawings\m08823\Exel\3.dgn

RECOMMENDED FOR APPROVAL _____	
DESIGN ENGINEER DATE	
DESIGNED: JSB	DRAWN: MRS
CHECKED: WHL	CHECKED: JSB

INDIANA
 DEPARTMENT OF TRANSPORTATION
 CROSS SECTIONS
 LINE "LS-3"
 STA. 28+00.00 TO 28+50.00

HORIZONTAL SCALE 1" = 10'	BRIDGE FILE	
VERTICAL SCALE 1" = 10'	DESIGNATION 0810244	
SURVEY BOOK	DWG. NO. XS-13	SHEET NO. 13 of 26
CONTRACT	PROJECT 0810244	

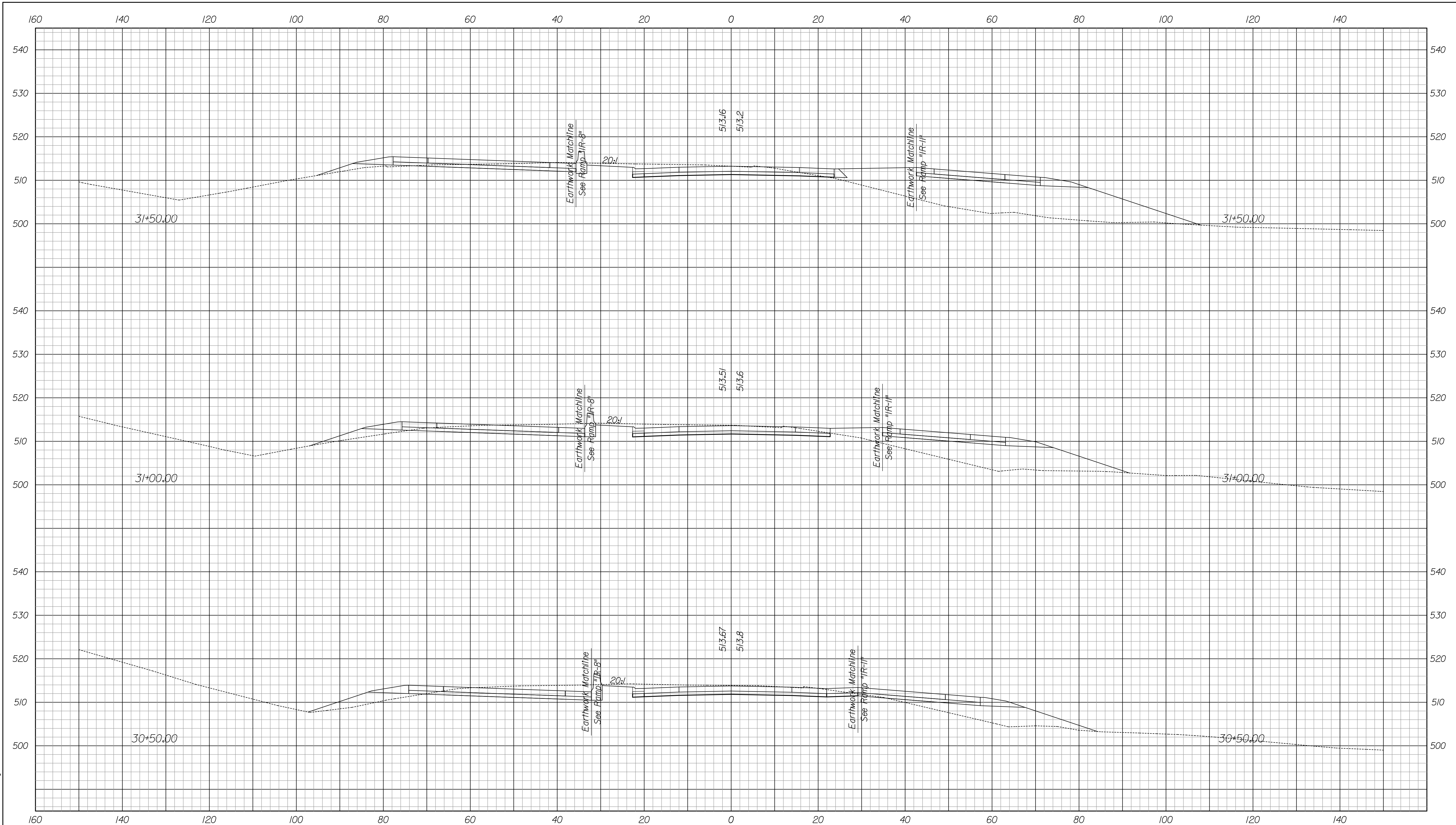


10/12/2011 9:25:24 AM
 P:\V2005\UT7\A01_Drawings\me08823\Exel\3.dgn

RECOMMENDED FOR APPROVAL _____		DESIGN ENGINEER _____	DATE _____
DESIGNED: JSB	DRAWN: MRS		
CHECKED: WHL	CHECKED: JSB		

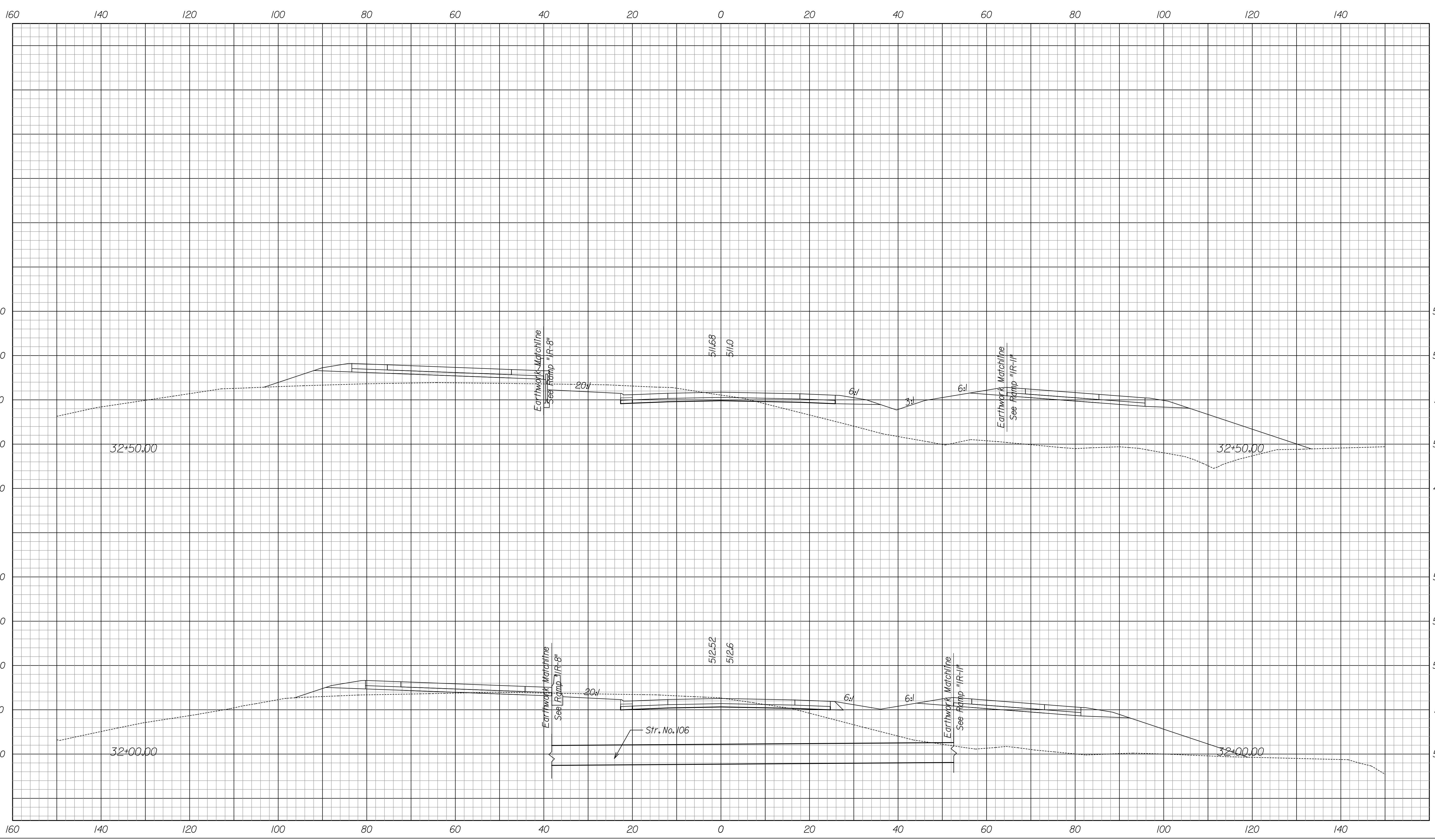
INDIANA
 DEPARTMENT OF TRANSPORTATION
 CROSS SECTIONS
 LINE "LS-3"
 STA. 29+00.00 TO 30+00.00

HORIZONTAL SCALE 1" = 10'		BRIDGE FILE	
VERTICAL SCALE 1" = 10'		DESIGNATION 0810244	
SURVEY BOOK	DWG. NO. XS-14	SHEET NO. 14 of 26	
CONTRACT	PROJECT 0810244		



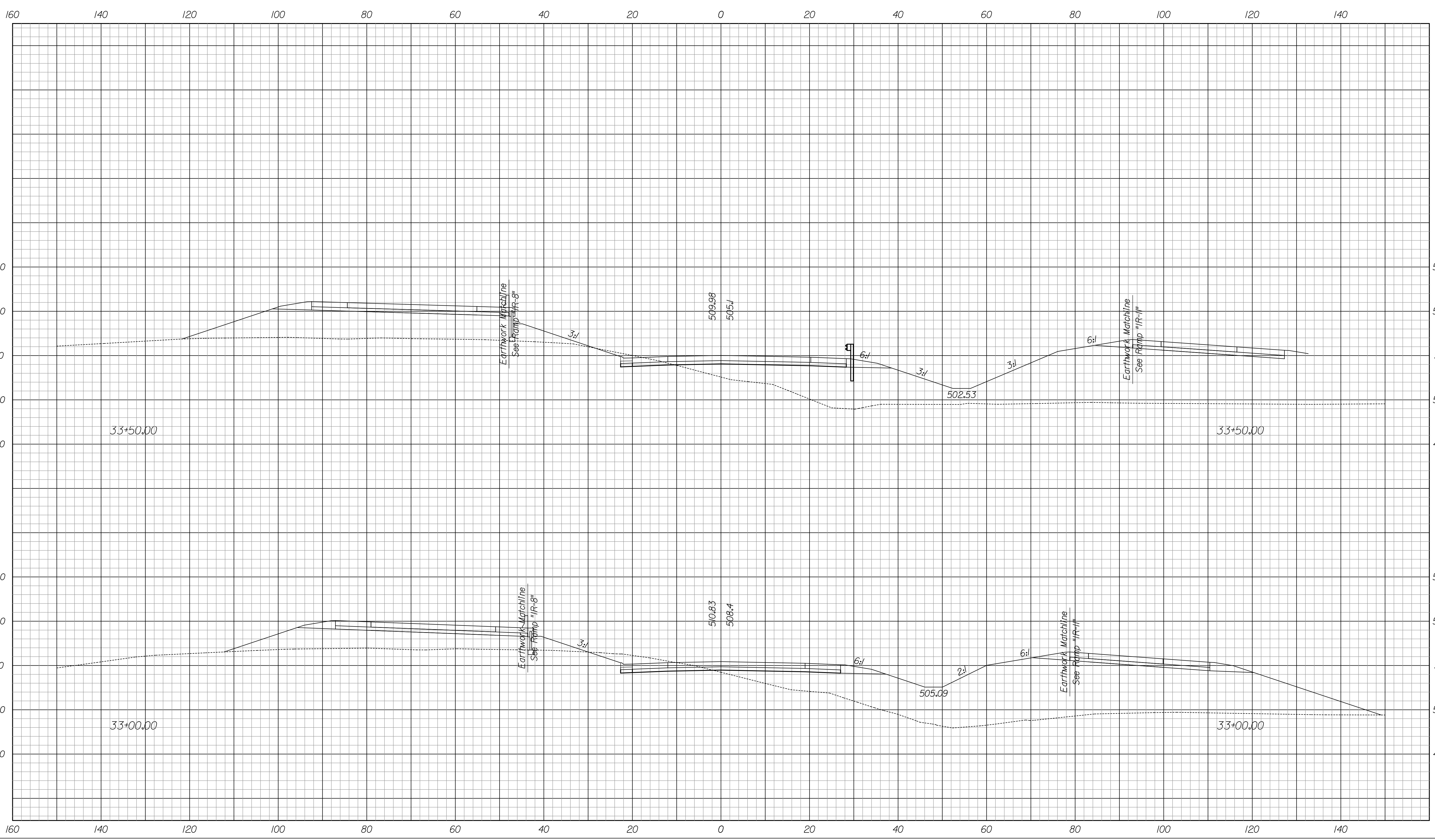
10/12/2011 9:25:26 AM
 F:\V2005\UT7\A01\Drawings\m08823\Exel\S3.dgn

	RECOMMENDED FOR APPROVAL _____ DESIGN ENGINEER DATE	INDIANA DEPARTMENT OF TRANSPORTATION	HORIZONTAL SCALE 1" = 10' VERTICAL SCALE 1" = 10'	BRIDGE FILE DESIGNATION 0810244
DESIGNED: JSB	DRAWN: MRS	CROSS SECTIONS LINE "LS-3" STA. 30+50.00 TO 31+50.00	SURVEY BOOK	DWG. NO. XS-15 SHEET NO. 15 of 26
CHECKED: WHL	CHECKED: JSB		CONTRACT	PROJECT 0810244



10/12/2011 9:25:28 AM
 P:\V2005\UT7\A0\Drawings\me08823\Exel\3.dgn

	RECOMMENDED FOR APPROVAL _____ DESIGN ENGINEER DATE	INDIANA DEPARTMENT OF TRANSPORTATION	HORIZONTAL SCALE 1" = 10'	BRIDGE FILE
		CROSS SECTIONS LINE "LS-3" STA. 32+00.00 TO 32+50.00	VERTICAL SCALE 1" = 10'	DESIGNATION 0810244
	DESIGNED: JSB DRAWN: MRS CHECKED: WHL CHECKED: JSB		SURVEY BOOK	DWG. NO. XS-16 SHEET NO. 16 of 26
			CONTRACT	PROJECT 0810244

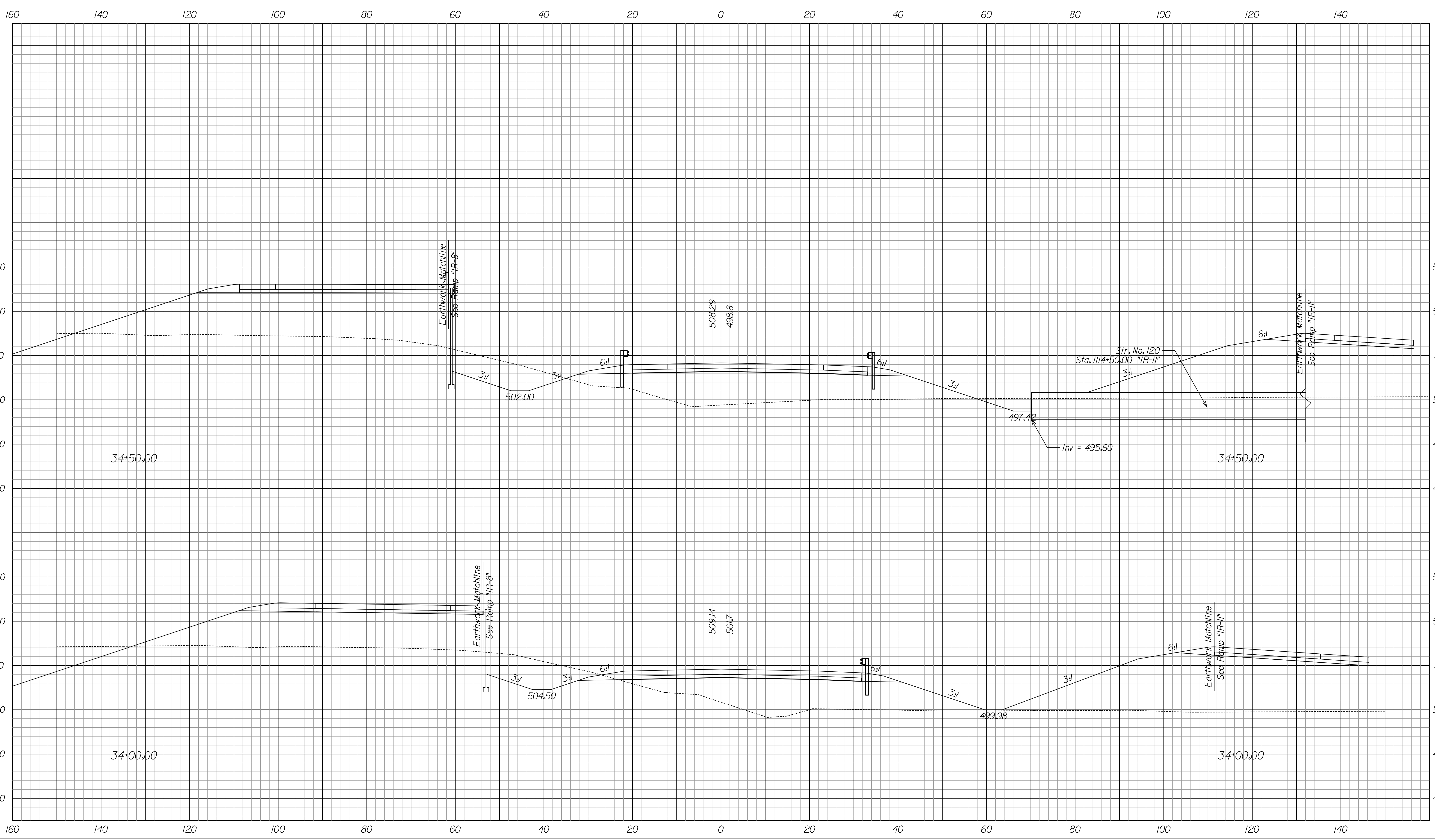


10/12/2011 9:25:30 AM
 P:\W2005\UT7\A\Drawings\m08823\Exel\3.dgn

RECOMMENDED FOR APPROVAL _____	
DESIGN ENGINEER DATE	
DESIGNED: JSB	DRAWN: MRS
CHECKED: WHL	CHECKED: JSB

INDIANA
 DEPARTMENT OF TRANSPORTATION
 CROSS SECTIONS
 LINE "LS-3"
 STA. 33+00.00 TO 33+50.00

HORIZONTAL SCALE 1" = 10'	BRIDGE FILE	
VERTICAL SCALE 1" = 10'	DESIGNATION 0810244	
SURVEY BOOK	DWG. NO. XS-17	SHEET NO. 17 of 26
CONTRACT	PROJECT 0810244	

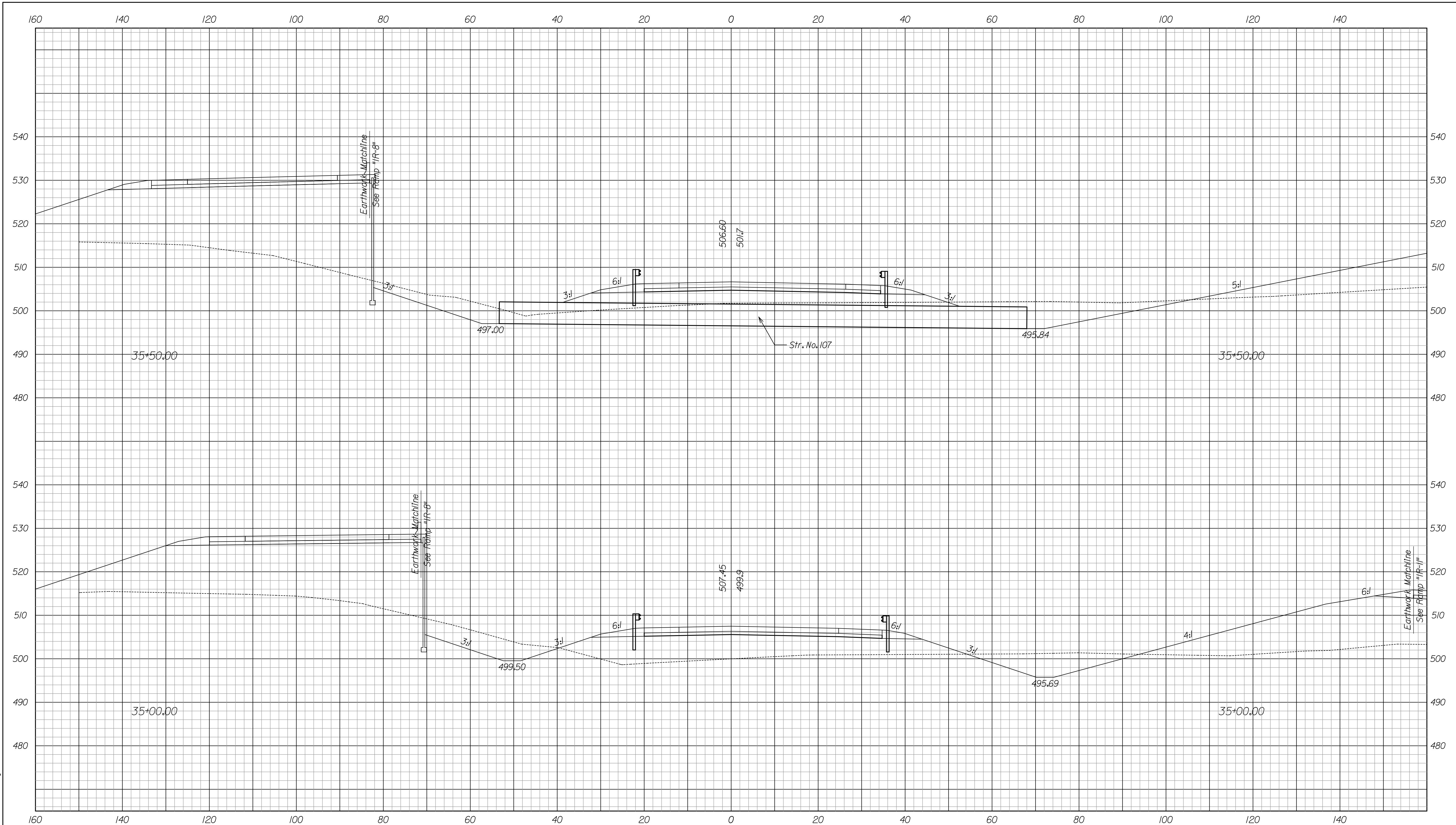


10/12/2011 9:25:32 AM
 P:\W2005\UT7\A01\Drawings\me08823\Exel\LS.dgn

RECOMMENDED FOR APPROVAL _____		DESIGN ENGINEER _____ DATE _____	
DESIGNED: JSB	DRAWN: MRS		
CHECKED: WHL	CHECKED: JSB		

INDIANA
 DEPARTMENT OF TRANSPORTATION
 CROSS SECTIONS
 LINE "LS-3"
 STA. 34+00.00 TO 34+50.00

HORIZONTAL SCALE 1" = 10'	BRIDGE FILE	
VERTICAL SCALE 1" = 10'	DESIGNATION 0810244	
SURVEY BOOK	DWG. NO. XS-1B	SHEET NO. 1B of 26
CONTRACT	PROJECT 0810244	

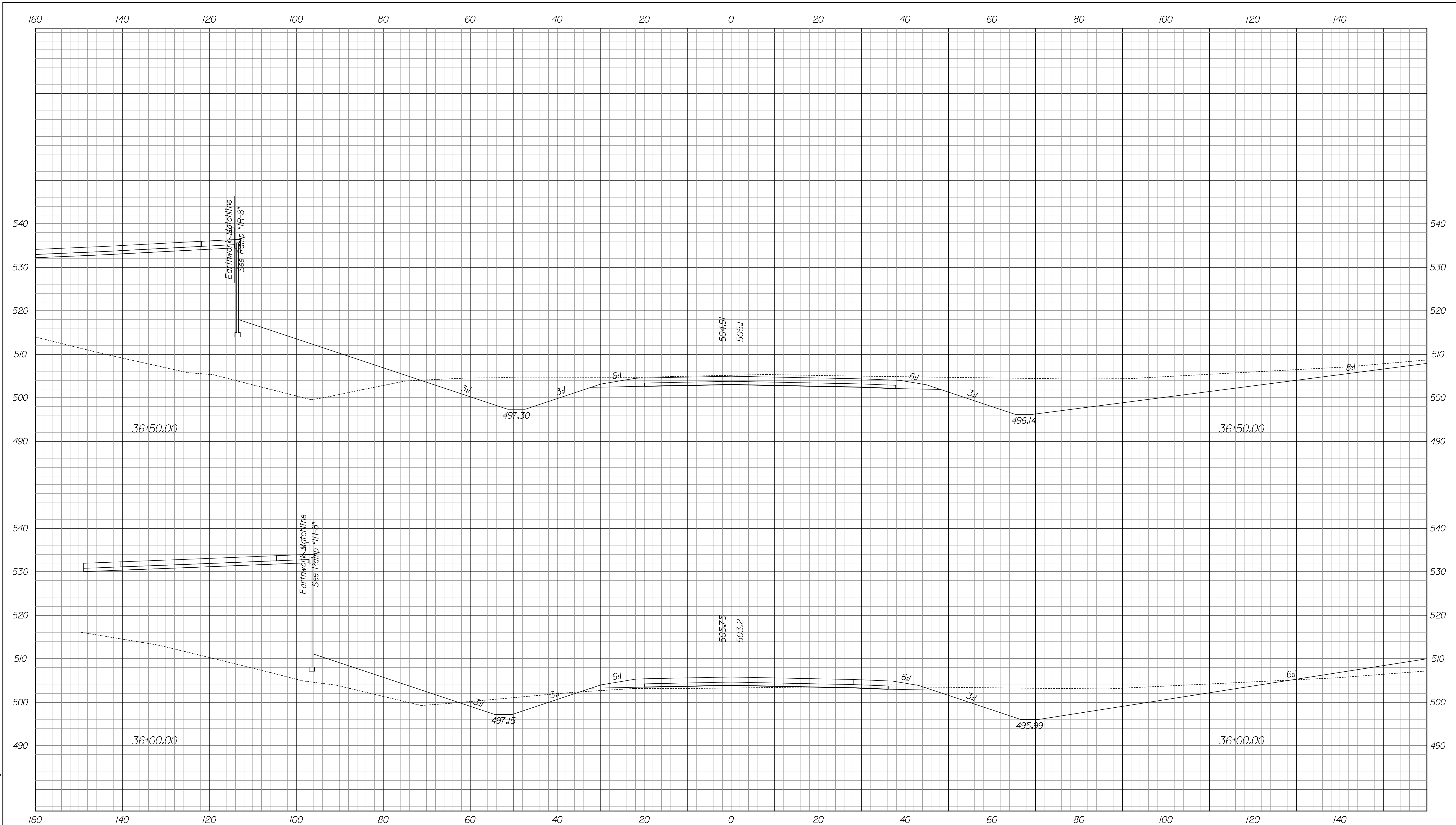


10/12/2011 9:25:34 AM
 P:\V2005\UT7\A01_Drawings\m08823\Exel\3.dgn

RECOMMENDED FOR APPROVAL _____		DESIGN ENGINEER _____ DATE _____	
DESIGNED: JSB	DRAWN: MRS		
CHECKED: WHL	CHECKED: JSB		

INDIANA
 DEPARTMENT OF TRANSPORTATION
 CROSS SECTIONS
 LINE "LS-3"
 STA. 35+00.00 TO 35+50.00

HORIZONTAL SCALE 1" = 10'		BRIDGE FILE	
VERTICAL SCALE 1" = 10'		DESIGNATION 0810244	
SURVEY BOOK	DWG. NO. XS-19	SHEET NO. 19 of 26	
CONTRACT	PROJECT 0810244		



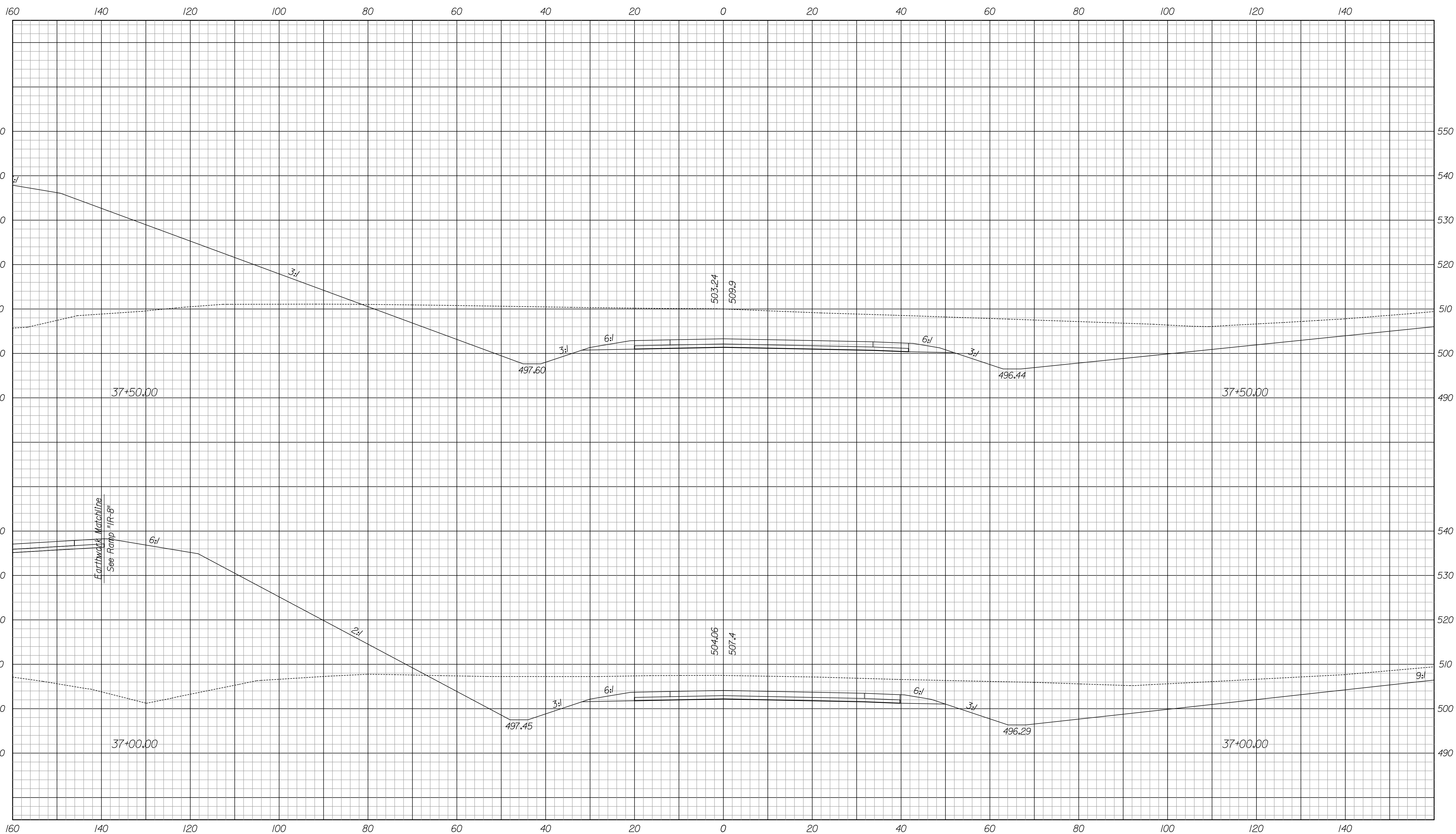
10/12/2011 9:25:35 AM
 P:\V2005\UT7\A01\Drawings\m08823\Exel\LS3.dgn

RECOMMENDED FOR APPROVAL _____
 DESIGN ENGINEER DATE

DESIGNED: JSB DRAWN: MRS
 CHECKED: WHL CHECKED: JSB

INDIANA
 DEPARTMENT OF TRANSPORTATION
 CROSS SECTIONS
 LINE "LS-3"
 STA. 36+00.00 TO 36+50.00

HORIZONTAL SCALE 1" = 10'	BRIDGE FILE	
VERTICAL SCALE 1" = 10'	DESIGNATION 0810244	
SURVEY BOOK	DWG. NO. XS-20	SHEET NO. 20 of 26
CONTRACT	PROJECT 0810244	

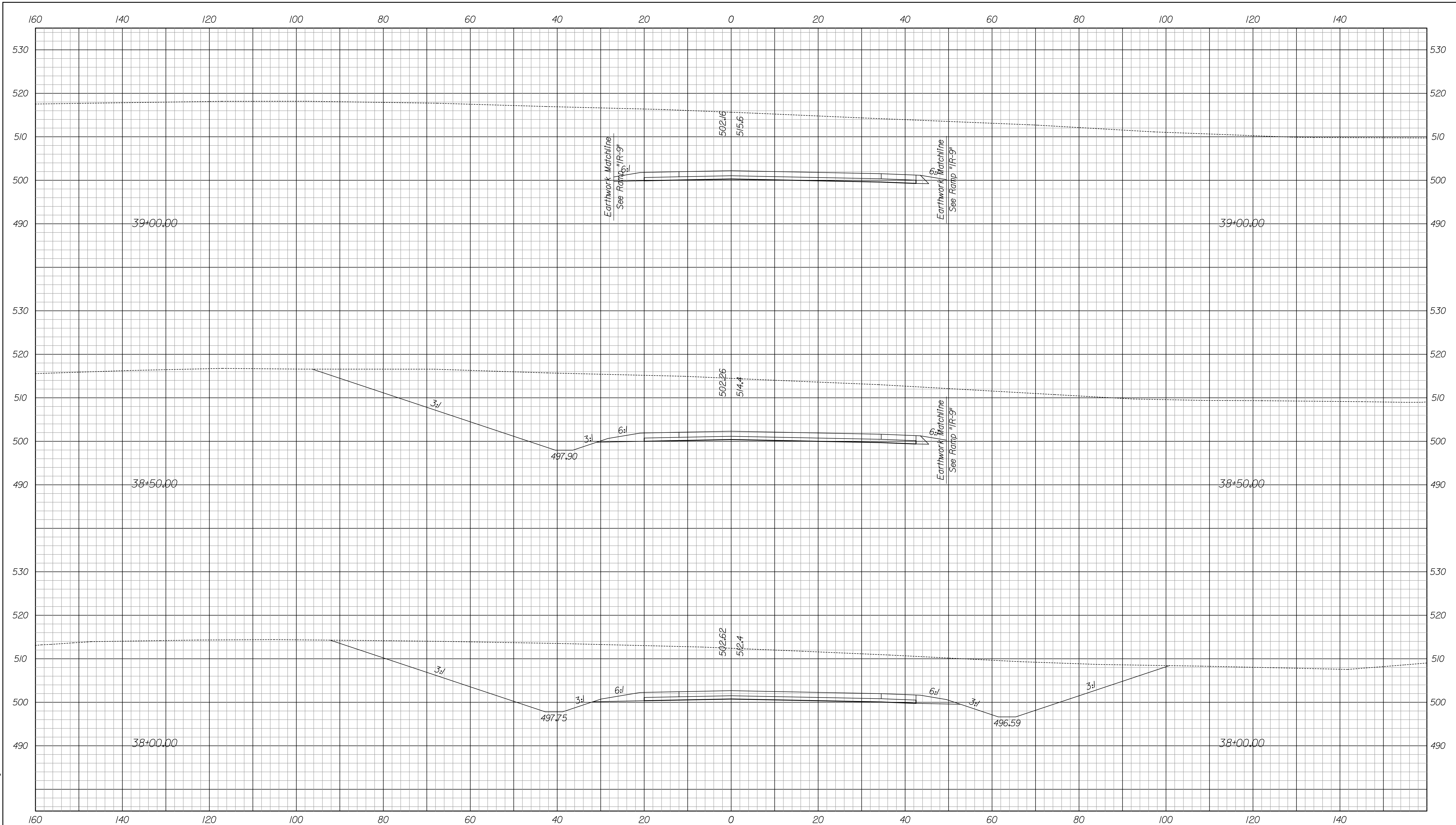


10/12/2011 9:25:37 AM
 P:\V2005\UT7\A\Drawings\me08823\Exel\LS3.dgn

RECOMMENDED FOR APPROVAL _____		DESIGN ENGINEER _____ DATE _____	
DESIGNED: JSB	DRAWN: MRS		
CHECKED: WHL	CHECKED: JSB		

INDIANA
 DEPARTMENT OF TRANSPORTATION
 CROSS SECTIONS
 LINE "LS-3"
 STA. 37+00.00 TO 37+50.00

HORIZONTAL SCALE 1" = 10'		BRIDGE FILE	
VERTICAL SCALE 1" = 10'		DESIGNATION 0810244	
SURVEY BOOK	DWG. NO. XS-21	SHEET NO. 21 of 26	
CONTRACT	PROJECT 0810244		

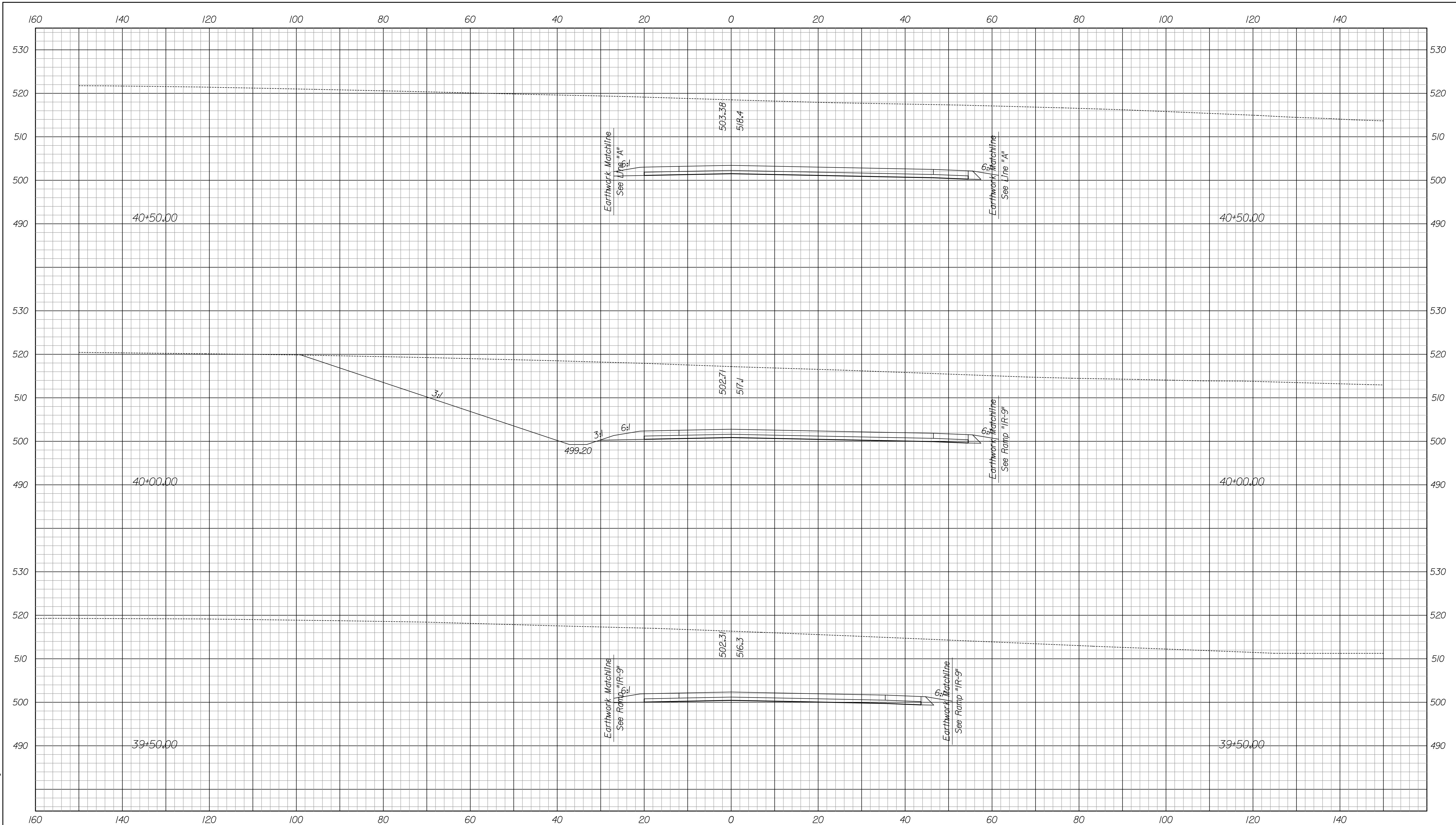


10/12/2011 9:25:39 AM
 P:\V2005\UT7\A\Drawings\me08823\Exel\3.dgn

RECOMMENDED FOR APPROVAL _____		DESIGN ENGINEER _____ DATE _____	
DESIGNED: JSB	DRAWN: MRS		
CHECKED: WHL	CHECKED: JSB		

INDIANA
 DEPARTMENT OF TRANSPORTATION
 CROSS SECTIONS
 LINE "LS-3"
 STA. 38+00.00 TO 39+00.00

HORIZONTAL SCALE 1" = 10'		BRIDGE FILE	
VERTICAL SCALE 1" = 10'		DESIGNATION 0810244	
SURVEY BOOK	DWG. NO. XS-22	SHEET NO. 22 of 26	
CONTRACT	PROJECT 0810244		



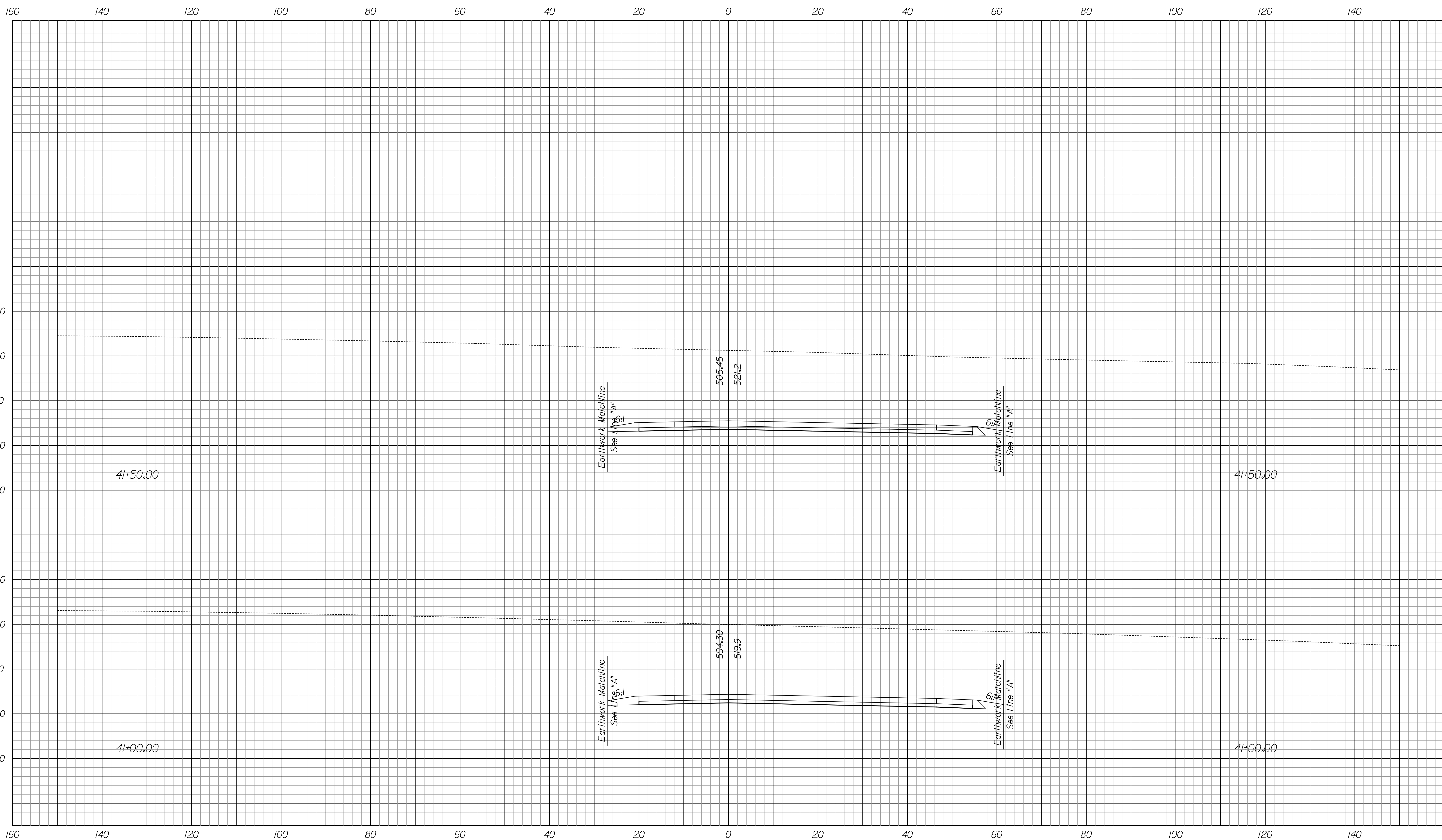
10/12/2011 9:25:41 AM
 F:\V2005\UT7\A01_Drawings\me08823\Exel\LS3.dgn

RECOMMENDED FOR APPROVAL _____		DESIGN ENGINEER _____ DATE _____	
DESIGNED: JSB	DRAWN: MRS		
CHECKED: WHL	CHECKED: JSB		

INDIANA
 DEPARTMENT OF TRANSPORTATION

 CROSS SECTIONS
 LINE "LS-3"
 STA. 39+50.00 TO 40+50.00

HORIZONTAL SCALE 1" = 10'	BRIDGE FILE	
VERTICAL SCALE 1" = 10'	DESIGNATION 0810244	
SURVEY BOOK	DWG. NO. XS-23	SHEET NO. 23 of 26
CONTRACT	PROJECT 0810244	

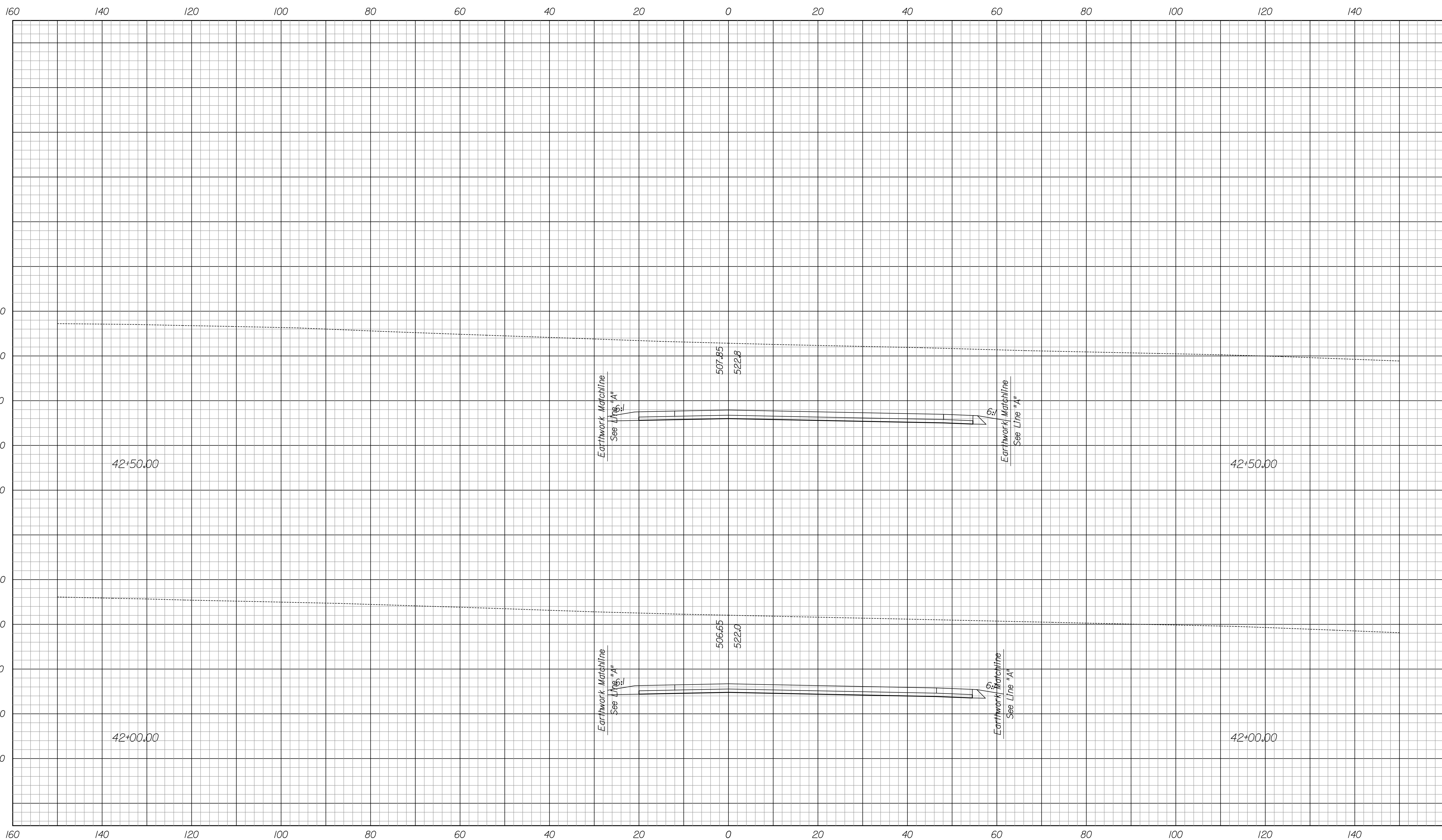


P:\V2005\UT7\A01_Drawings\me08823_Ext\LS3.dgn
 10/12/2011 9:25:43 AM

RECOMMENDED FOR APPROVAL _____		DESIGN ENGINEER _____	DATE _____
DESIGNED: JSB	DRAWN: MRS		
CHECKED: WHL	CHECKED: JSB		

INDIANA
 DEPARTMENT OF TRANSPORTATION
 CROSS SECTIONS
 LINE "LS-3"
 STA. 41+00.00 TO 41+50.00

HORIZONTAL SCALE 1" = 10'		BRIDGE FILE	
VERTICAL SCALE 1" = 10'		DESIGNATION 0810244	
SURVEY BOOK	DWG. NO. XS-24	SHEET NO. 24 of 26	
CONTRACT	PROJECT 0810244		




10/12/2011 9:25:45 AM
 P:\V2005\UT7\A01\Drawings\me08823\Exel\LS3.dgn

RECOMMENDED FOR APPROVAL _____	
DESIGNED: JSB	DRAWN: MRS
CHECKED: WHL	CHECKED: JSB

INDIANA
 DEPARTMENT OF TRANSPORTATION
 CROSS SECTIONS
 LINE "LS-3"
 STA. 42+00.00 TO 42+50.00

HORIZONTAL SCALE 1" = 10'	BRIDGE FILE	
VERTICAL SCALE 1" = 10'	DESIGNATION 0810244	
SURVEY BOOK	DWG. NO. XS-25	SHEET NO. 25 of 26
CONTRACT	PROJECT 0810244	

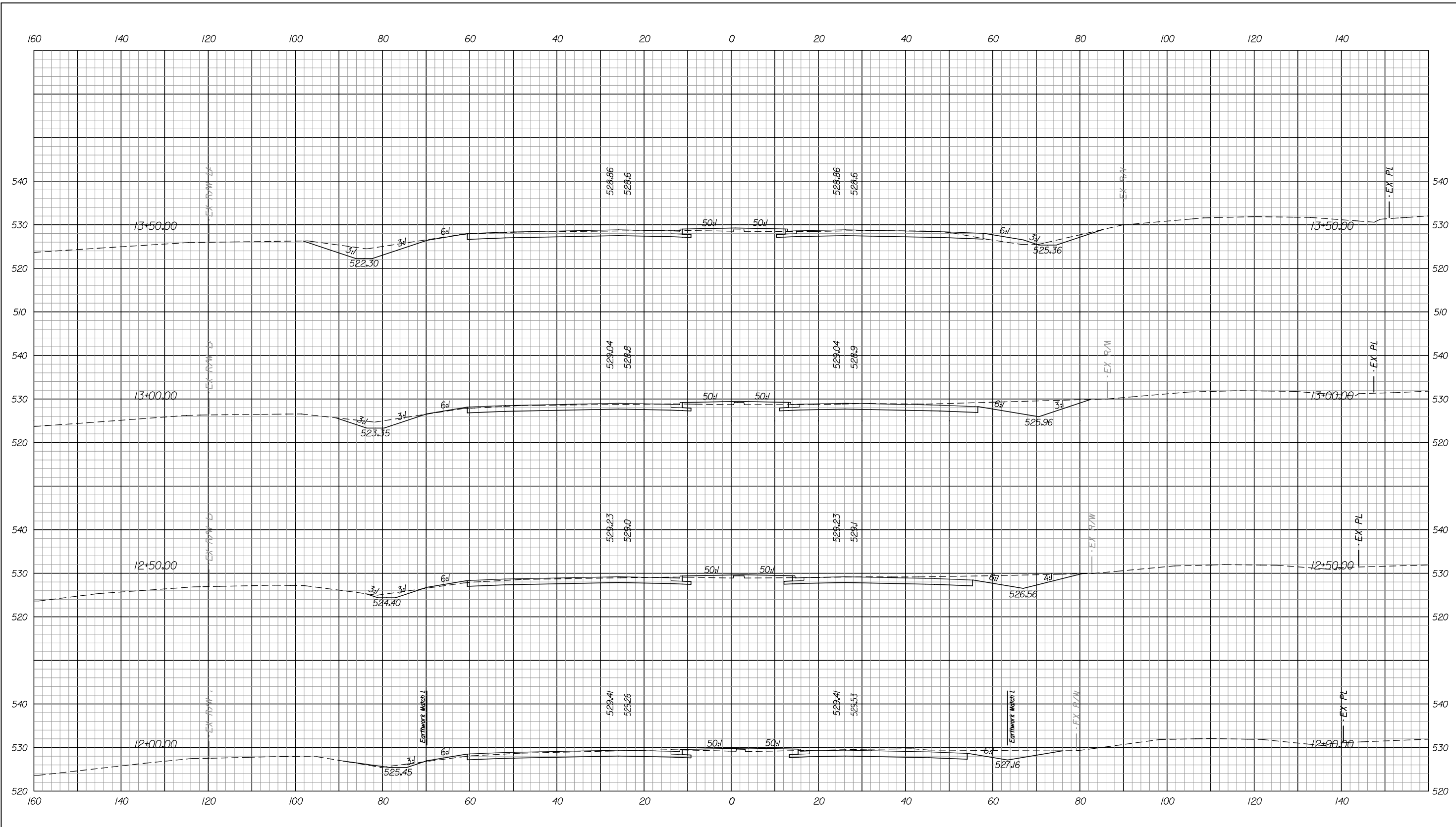


10/12/2011 9:25:47 AM
 P:\V2005\UT7\A01_Drawings\08B23\Exel\LS3.dgn

RECOMMENDED FOR APPROVAL _____		DESIGN ENGINEER _____		DATE _____	
DESIGNED: JSB	DRAWN: MRS				
CHECKED: WHL	CHECKED: JSB				

INDIANA
 DEPARTMENT OF TRANSPORTATION
 CROSS SECTIONS
 LINE "LS-3"
 STA. 43+00.00 TO 43+00.00

HORIZONTAL SCALE 1" = 10'		BRIDGE FILE	
VERTICAL SCALE 1" = 10'		DESIGNATION 0810244	
SURVEY BOOK	DWG. NO. XS-26	SHEET NO. 26 of 26	
CONTRACT	PROJECT 0810244		



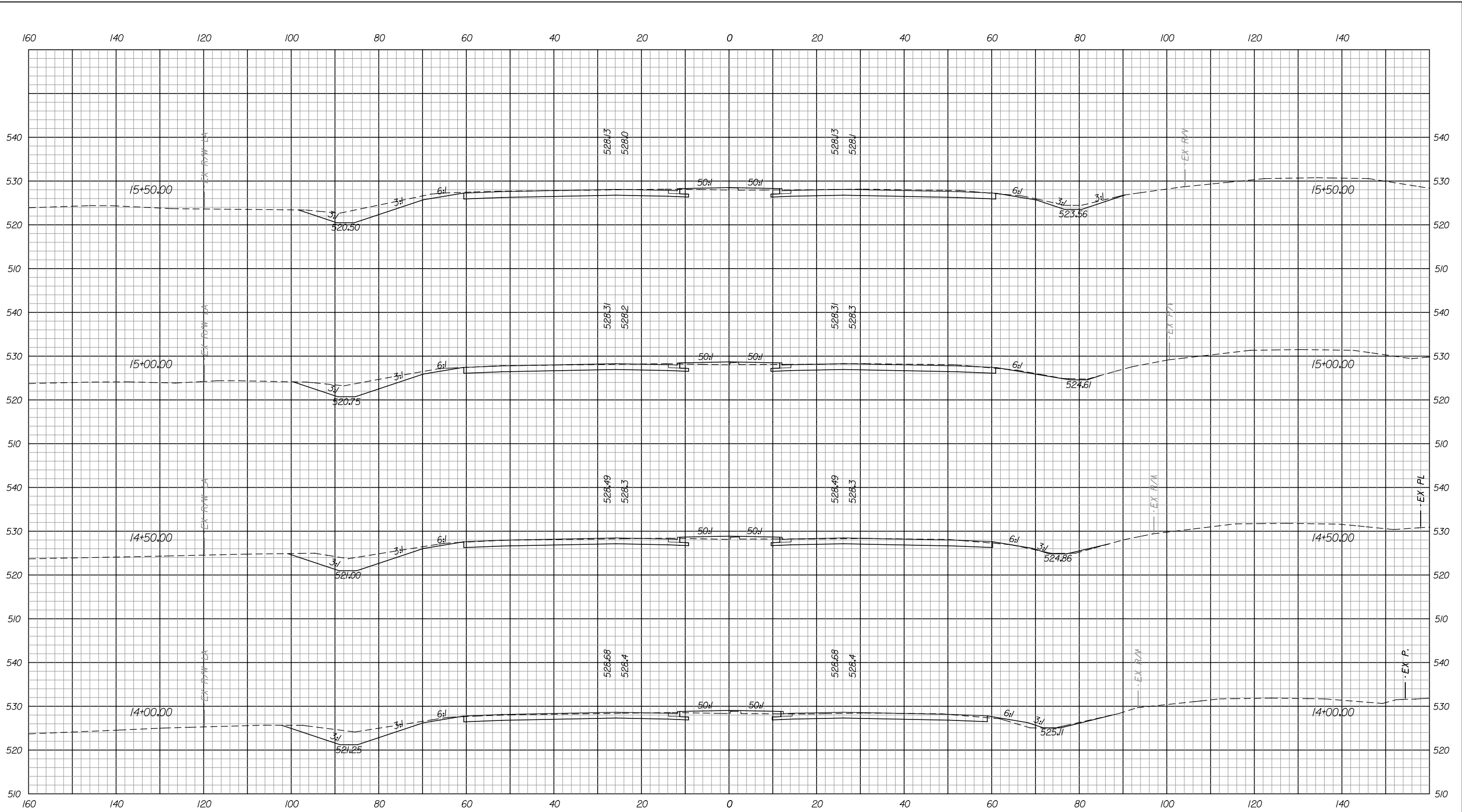
10/20/2021 10:31:37 AM
 c:\temp\ams0823\Excel\LS400.dgn

RECOMMENDED FOR APPROVAL _____
 DESIGN ENGINEER _____ DATE _____

DESIGNED: _____ DRAWN: _____
 CHECKED: _____ CHECKED: _____

INDIANA
 DEPARTMENT OF TRANSPORTATION
 CROSS SECTIONS
 LINE "LS-4"
 STA. 12+00.00 TO 13+50.00

HORIZONTAL SCALE 1" = 10'	BRIDGE FILE	
VERTICAL SCALE 1" = 10'	DESIGNATION	
SURVEY BOOK	DWG. NO. XS-1	SHEET NO. 1 of 18
CONTRACT	PROJECT	



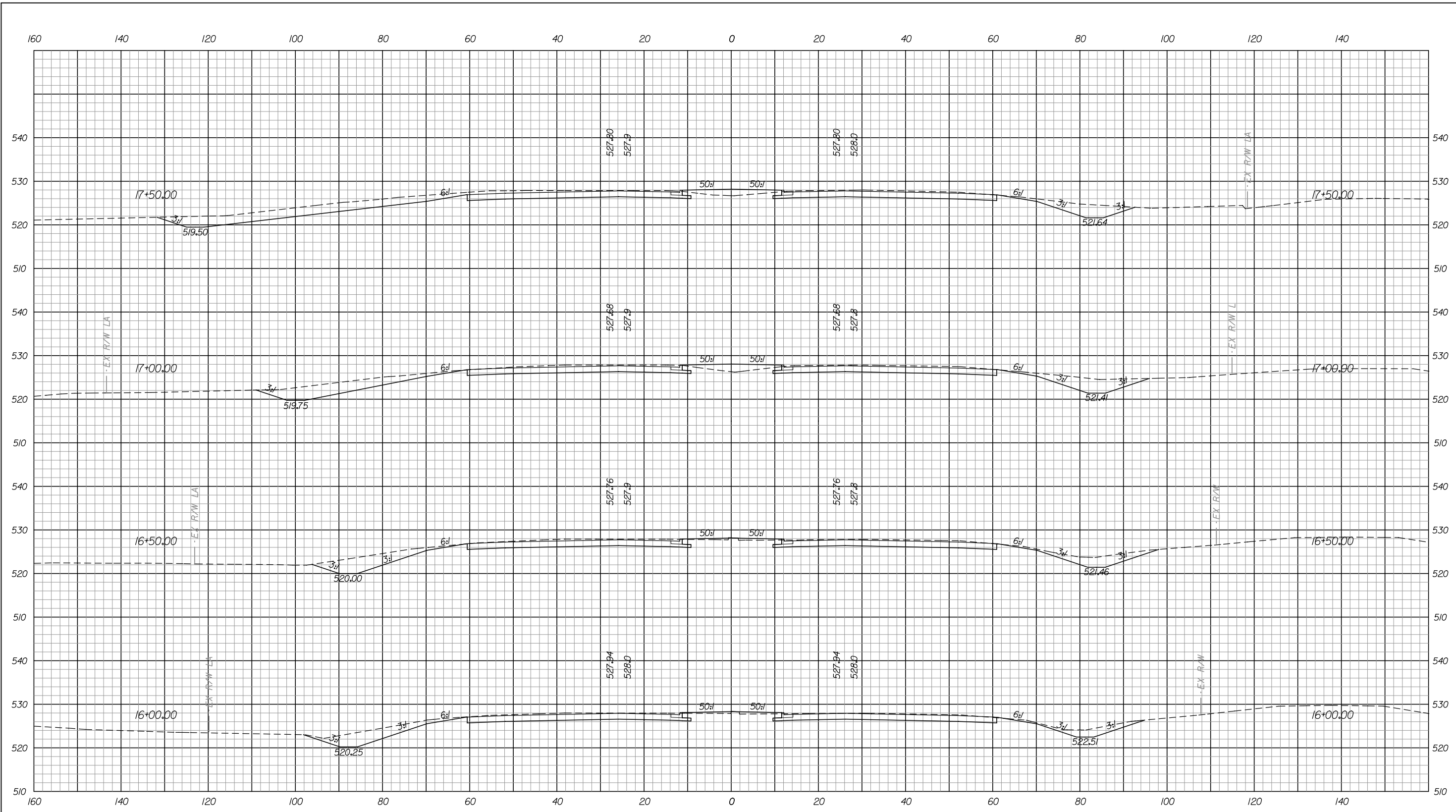
10/20/2021 10:31:39 AM
c:\temp\ams0823\Excel\LS400.dgn

RECOMMENDED FOR APPROVAL _____	
DESIGNED: _____	DRAWN: _____
CHECKED: _____	CHECKED: _____

INDIANA
DEPARTMENT OF TRANSPORTATION

CROSS SECTIONS
LINE "LS-4"
STA. 14+00.00 TO 15+50.00

HORIZONTAL SCALE 1" = 10'	BRIDGE FILE	
VERTICAL SCALE 1" = 10'	DESIGNATION	
SURVEY BOOK	DWG. NO. XS-2	SHEET NO. 2 of 18
CONTRACT	PROJECT	



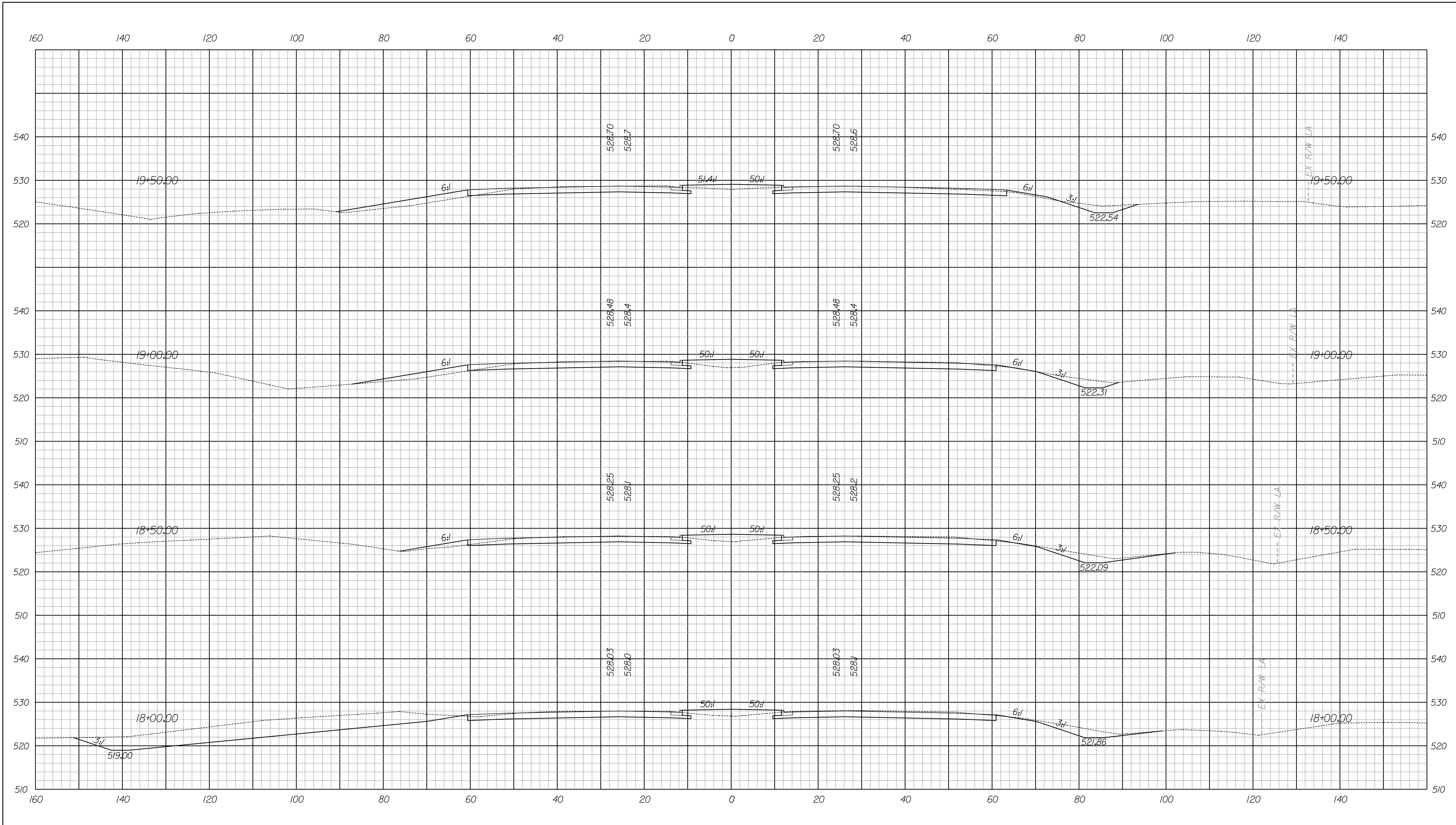
10/20/2021 10:31:40 AM
c:\temp\ams0823\Excel\LS4001.dgn

RECOMMENDED FOR APPROVAL _____	
DESIGNED: _____	DRAWN: _____
CHECKED: _____	CHECKED: _____

INDIANA
DEPARTMENT OF TRANSPORTATION

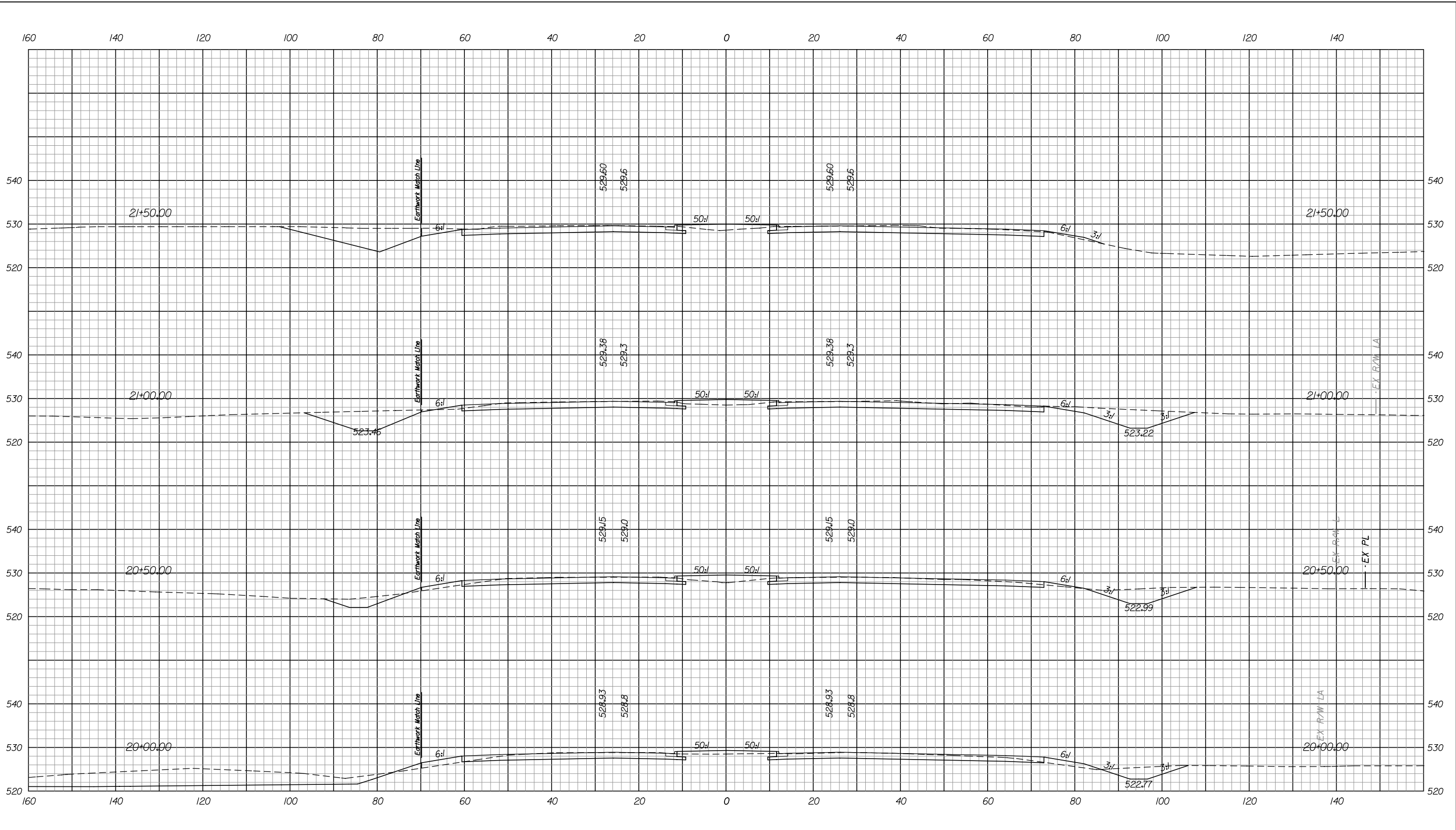
CROSS SECTIONS
LINE "LS-4"
STA. 16+00.00 TO 17+50.00

HORIZONTAL SCALE 1" = 10'	BRIDGE FILE	
VERTICAL SCALE 1" = 10'	DESIGNATION	
SURVEY BOOK	DWG. NO. XS-3	SHEET NO. 3 of 18
CONTRACT	PROJECT	



12/30/2011 2:51:27 PM
 G:\Temp\jms\B23.Exel\S4001.dgn

RECOMMENDED FOR APPROVAL _____ DESIGN ENGINEER DATE	INDIANA DEPARTMENT OF TRANSPORTATION		HORIZONTAL SCALE 1" = 10'	BRIDGE FILE
			VERTICAL SCALE 1" = 10'	DESIGNATION
DESIGNED: _____	DRAWN: _____	CROSS SECTIONS LINE "LS-4" STA. 18+00.00 TO 19+50.00		SURVEY BOOK
CHECKED: _____	CHECKED: _____			DWG. NO. XS-4
				SHEET NO. 4 of 18
				CONTRACT
				PROJECT

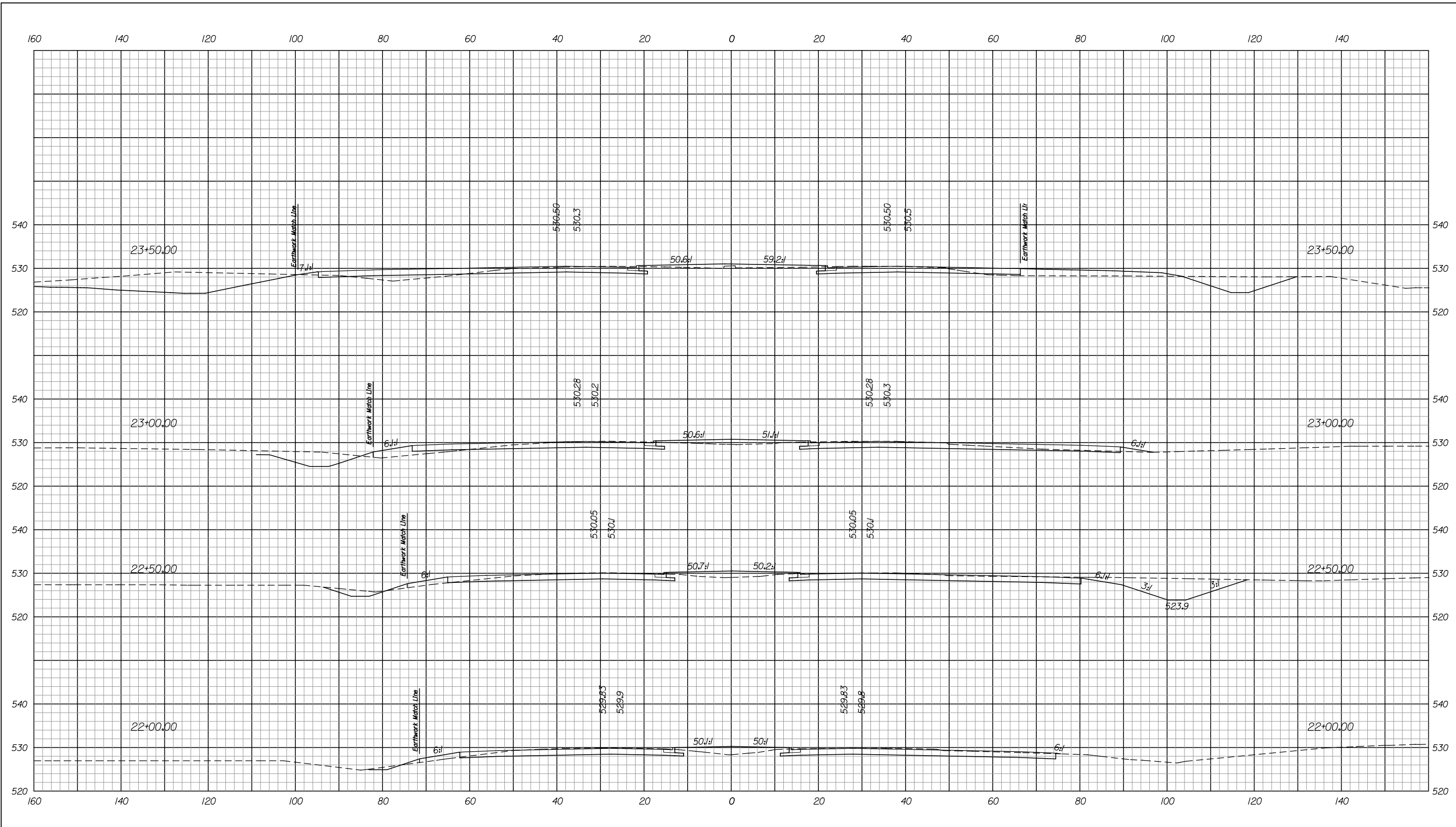


10/20/2021 10:31:42 AM
 c:\temp\ams0823\Excel\LS400.dgn

RECOMMENDED FOR APPROVAL _____		
DESIGNED:	DRAWN:	DATE:
CHECKED:	CHECKED:	

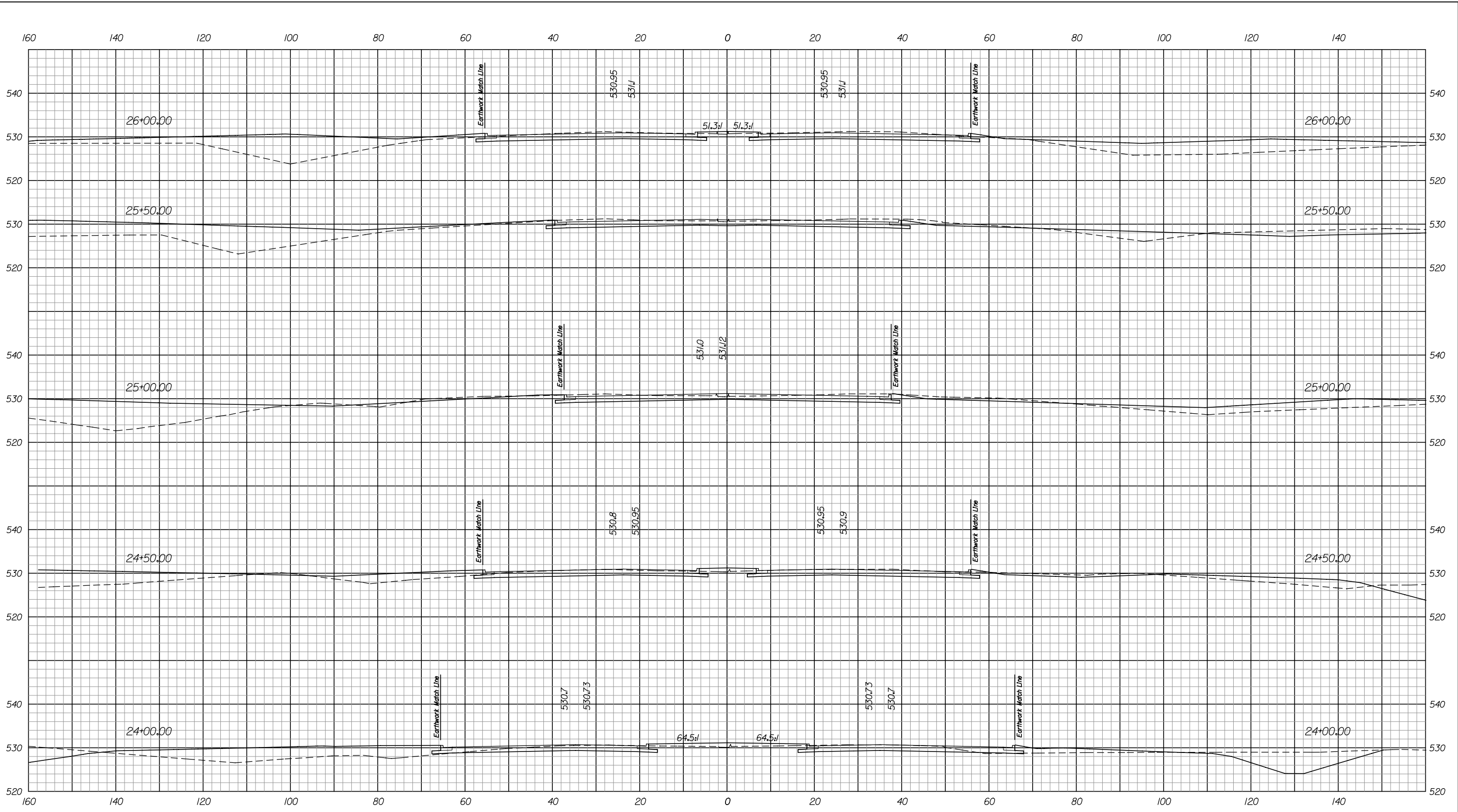
INDIANA
 DEPARTMENT OF TRANSPORTATION
 CROSS SECTIONS
 LINE "LS-4"
 STA. 20+00.00 TO 21+50.00

HORIZONTAL SCALE 1" = 10'	BRIDGE FILE	
VERTICAL SCALE 1" = 10'	DESIGNATION	
SURVEY BOOK	DWG. NO. XS-5	SHEET NO. 5 of 18
CONTRACT	PROJECT	



10/20/2021 10:31:44 AM
 c:\temp\ams0823\Excel\LS400.dgn

	RECOMMENDED FOR APPROVAL _____ DESIGN ENGINEER DATE	INDIANA DEPARTMENT OF TRANSPORTATION	HORIZONTAL SCALE 1" = 10' VERTICAL SCALE 1" = 10'	BRIDGE FILE DESIGNATION
DESIGNED: _____	DRAWN: _____	CROSS SECTIONS LINE "LS-4" STA. 22+00.00 TO 23+50.00	SURVEY BOOK	DWG. NO. XS-6
CHECKED: _____	CHECKED: _____		CONTRACT	SHEET NO. 6 of 18 PROJECT

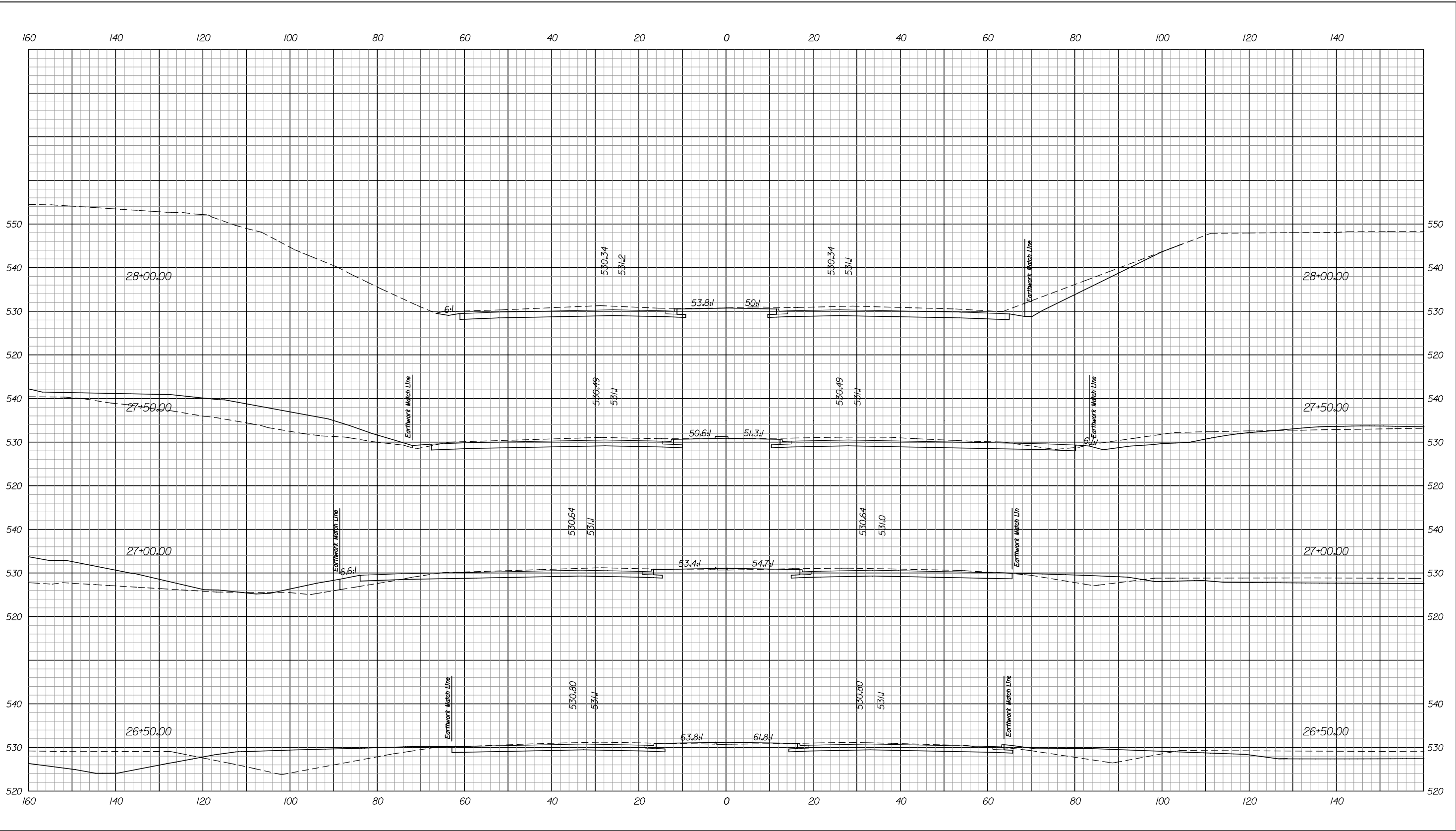


10/20/2021 10:31:45 AM
 c:\temp\ams0823\Excel\LS-400.dgn

RECOMMENDED FOR APPROVAL _____	
DESIGNED: _____	DRAWN: _____
CHECKED: _____	CHECKED: _____

INDIANA
 DEPARTMENT OF TRANSPORTATION
 CROSS SECTIONS
 LINE "LS-4"
 STA. 24+00.00 TO 26+00.00

HORIZONTAL SCALE 1" = 10'	BRIDGE FILE	
VERTICAL SCALE 1" = 10'	DESIGNATION	
SURVEY BOOK	DWG. NO. XS-7	SHEET NO. 7 of 18
CONTRACT	PROJECT	



10/20/2021 10:31:47 AM
c:\temp\ams0823\Excel\LS4001.dgn

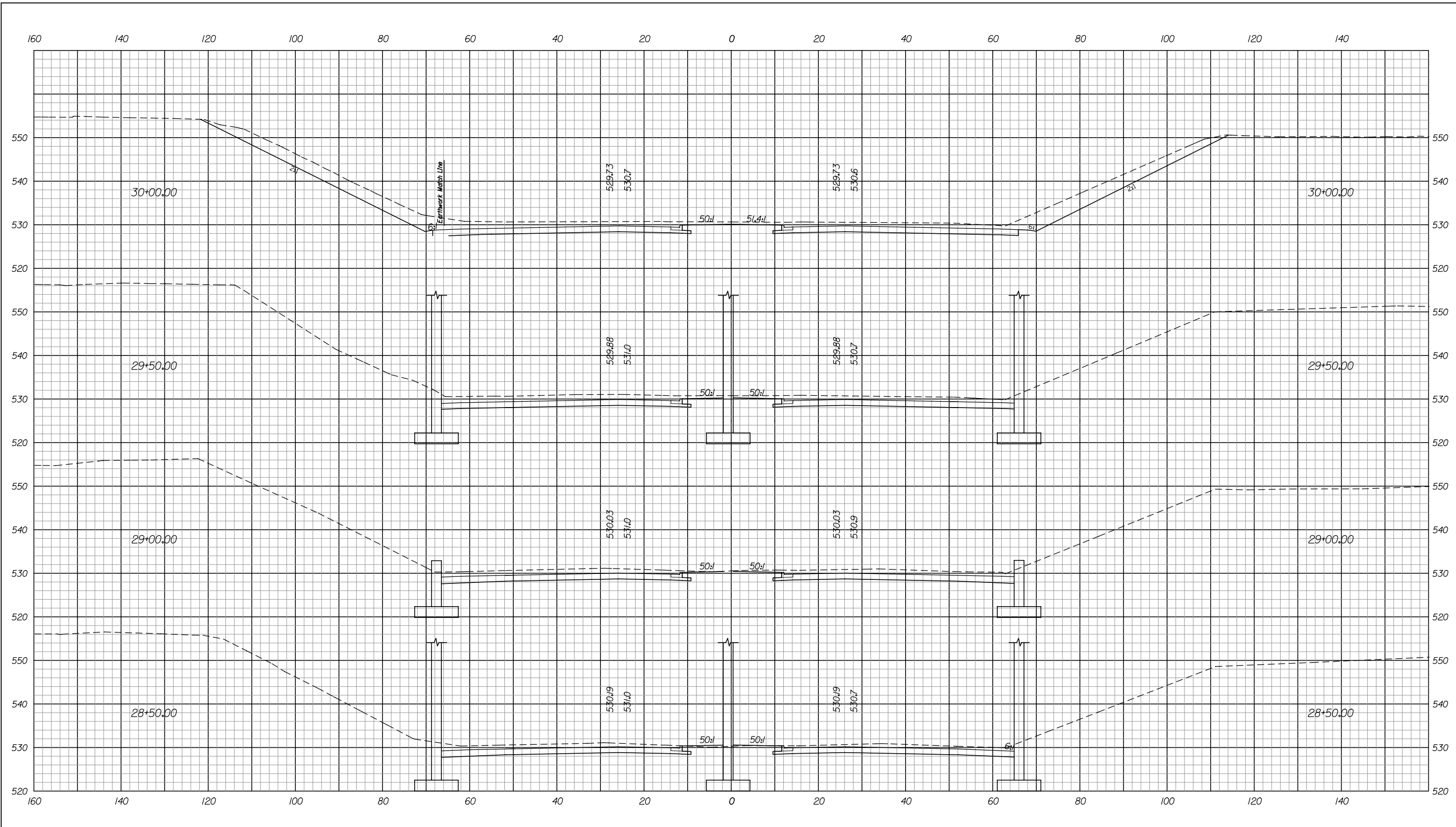
RECOMMENDED FOR APPROVAL _____
DESIGN ENGINEER DATE

DESIGNED: _____ DRAWN: _____

CHECKED: _____ CHECKED: _____

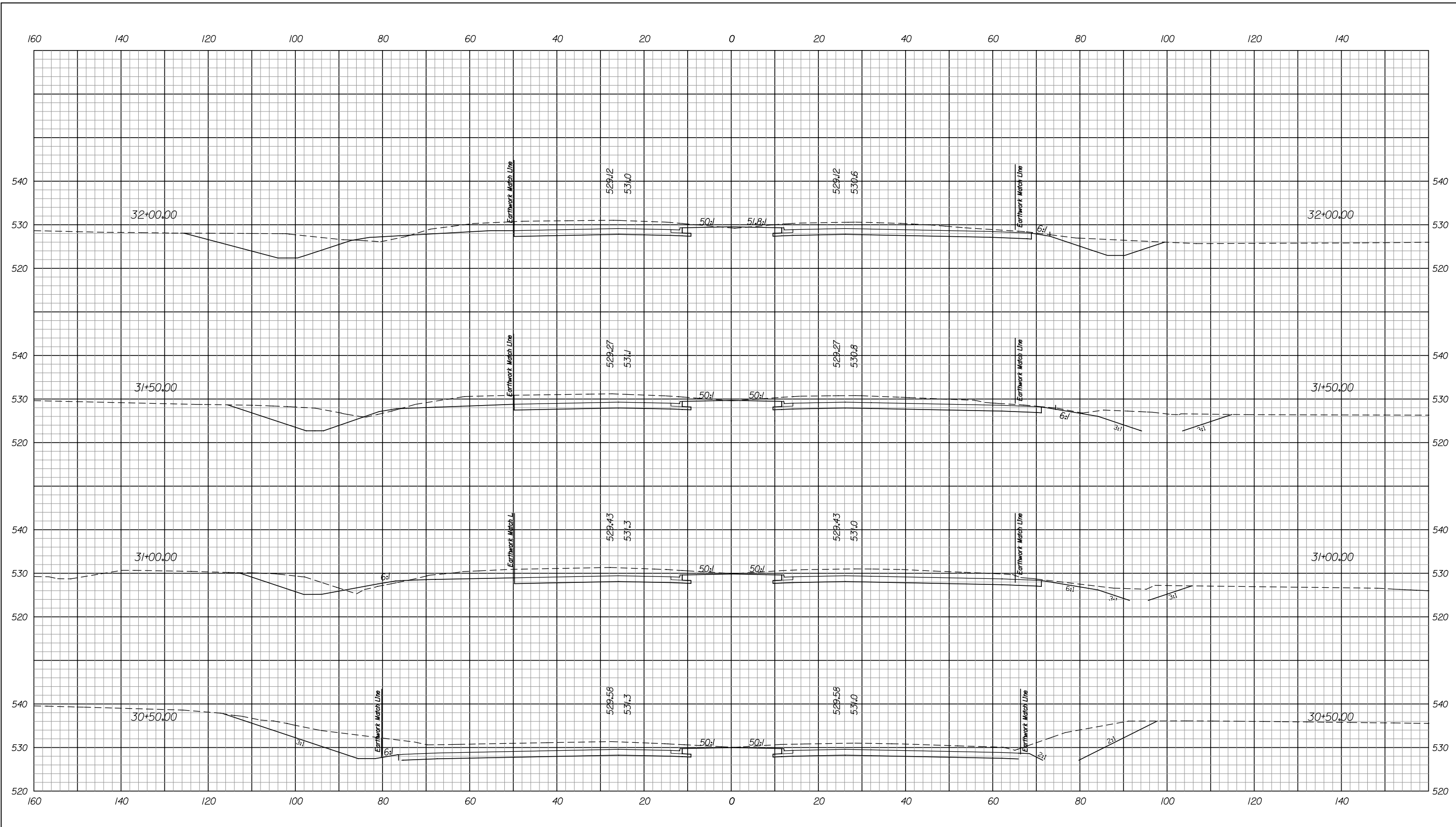
INDIANA
DEPARTMENT OF TRANSPORTATION
CROSS SECTIONS
LINE "LS-4"
STA. 26+50.00 TO 28+00.00

HORIZONTAL SCALE 1" = 10'	BRIDGE FILE	
VERTICAL SCALE 1" = 10'	DESIGNATION	
SURVEY BOOK	DWG. NO. XS-8	SHEET NO. 8 of 18
CONTRACT	PROJECT	



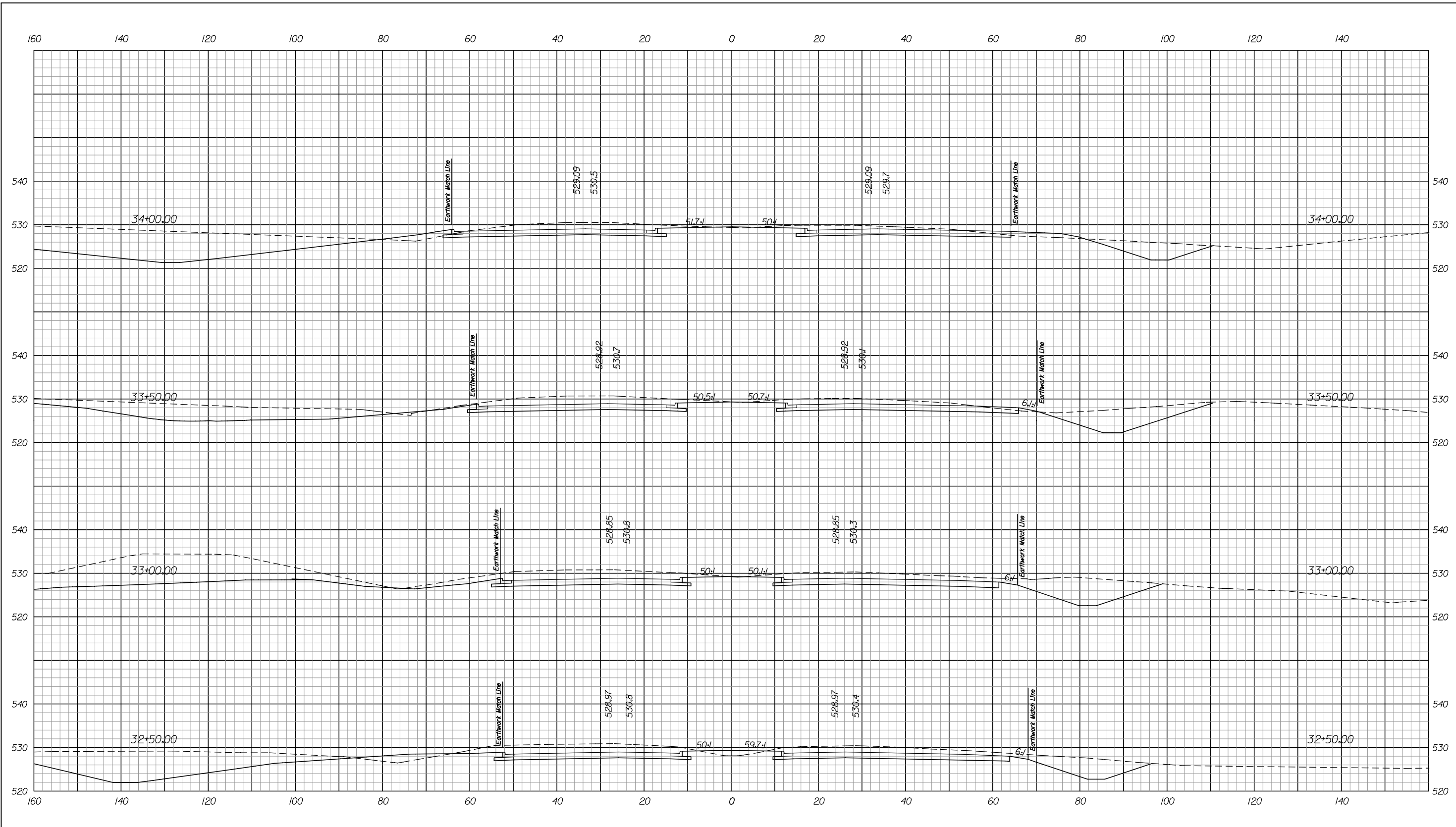
10/20/2021 10:31:49 AM
 c:\temp\ams0823\Excel\LS400.dgn

	RECOMMENDED FOR APPROVAL _____ DESIGN ENGINEER DATE	INDIANA DEPARTMENT OF TRANSPORTATION	HORIZONTAL SCALE 1" = 10'	BRIDGE FILE
		CROSS SECTIONS LINE "LS-4" STA. 28+50.00 TO 30+00.00	VERTICAL SCALE 1" = 10'	DESIGNATION
	DESIGNED: _____ CHECKED: _____	DRAWN: _____ CHECKED: _____	SURVEY BOOK XS-9	DWG. NO. 9 of 18
			CONTRACT	PROJECT



10/20/2021 10:31:50 AM
 c:\temp\ams0823\Excel\LS-400.dgn

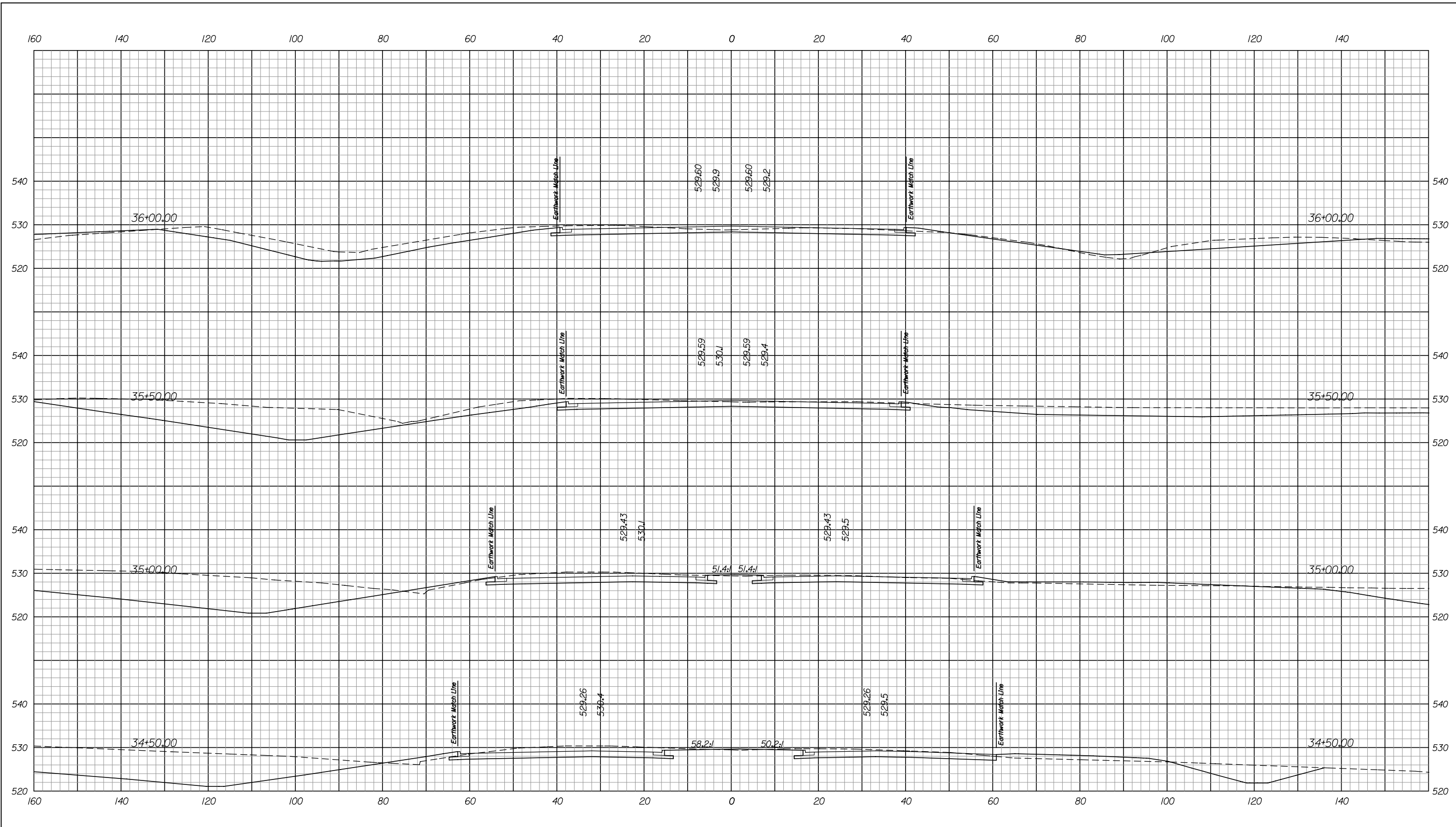
	RECOMMENDED FOR APPROVAL _____ DESIGN ENGINEER DATE	INDIANA DEPARTMENT OF TRANSPORTATION	HORIZONTAL SCALE $P = 10'$ VERTICAL SCALE $P = 10'$	BRIDGE FILE DESIGNATION
DESIGNED: _____ CHECKED: _____	DRAWN: _____ CHECKED: _____	CROSS SECTIONS LINE "LS-4" STA. 30+50.00 TO 32+00.00	SURVEY BOOK CONTRACT	DWG. NO. XS-10 SHEET NO. 10 of 18 PROJECT



10/20/2021 10:31:51 AM
 c:\temp\ams0823\LS4\LS400.dgn

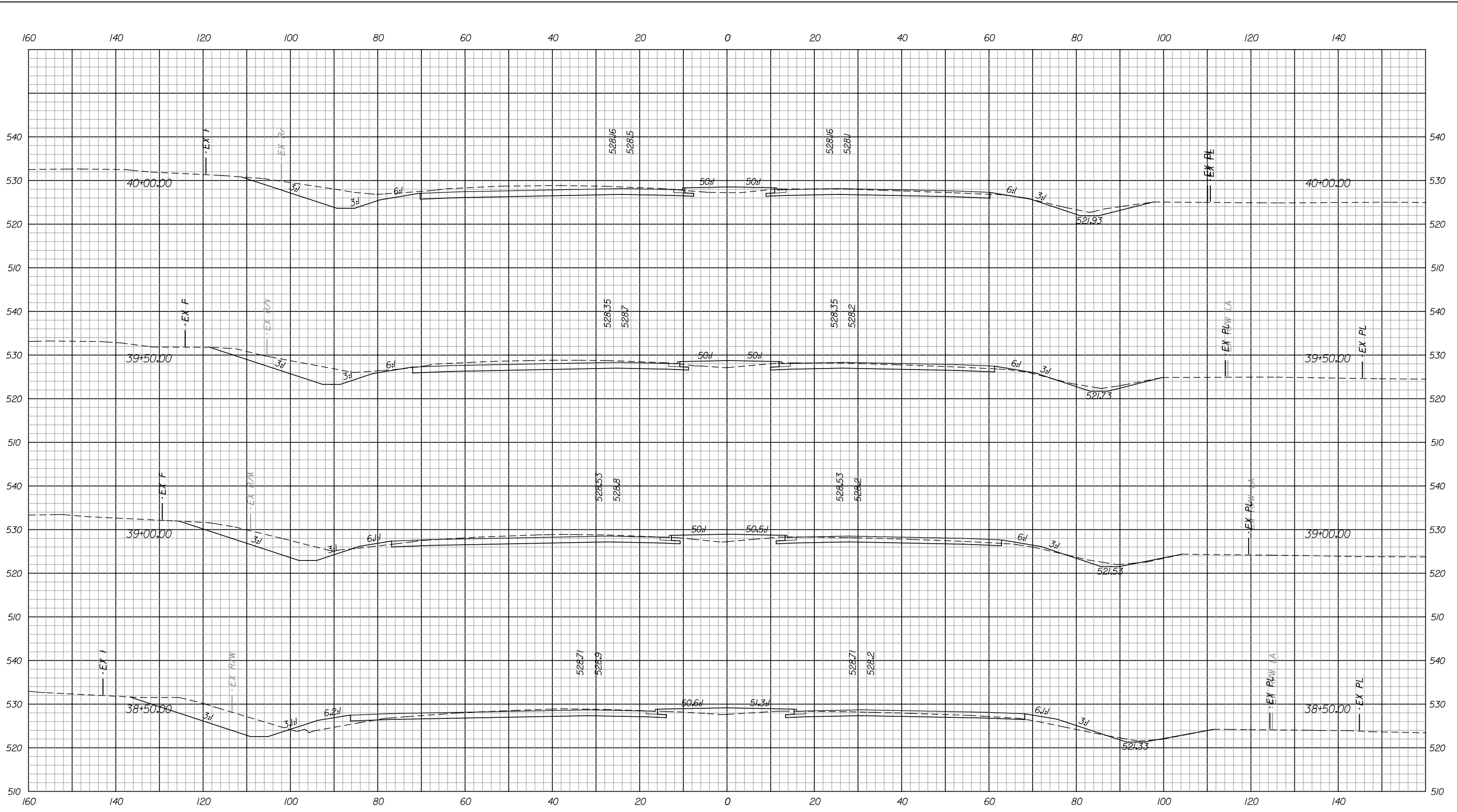
	RECOMMENDED FOR APPROVAL _____ DESIGN ENGINEER DATE	INDIANA DEPARTMENT OF TRANSPORTATION	HORIZONTAL SCALE $1" = 10'$	BRIDGE FILE
	DESIGNED: _____		VERTICAL SCALE $1" = 10'$	DESIGNATION
	CHECKED: _____	DRAWN: _____		SURVEY BOOK
		CHECKED: _____		DWG. NO. XS-II
				SHEET NO. II of 18
			CONTRACT	PROJECT

CROSS SECTIONS
 LINE "LS-4"
 STA. 32+50.00 TO 34+00.00



10/20/2021 10:31:52 AM
 c:\temp\ams08623\LS-4\LS-400.dgn

	RECOMMENDED FOR APPROVAL _____ DESIGN ENGINEER DATE	INDIANA DEPARTMENT OF TRANSPORTATION	HORIZONTAL SCALE $P = 10'$ VERTICAL SCALE $P = 10'$	BRIDGE FILE DESIGNATION
DESIGNED: _____	DRAWN: _____	CROSS SECTIONS LINE "LS-4" STA. 34+50.00 TO 36+00.00	SURVEY BOOK	DWG. NO. XS-12
CHECKED: _____	CHECKED: _____		CONTRACT	SHEET NO. 12 of 18 PROJECT

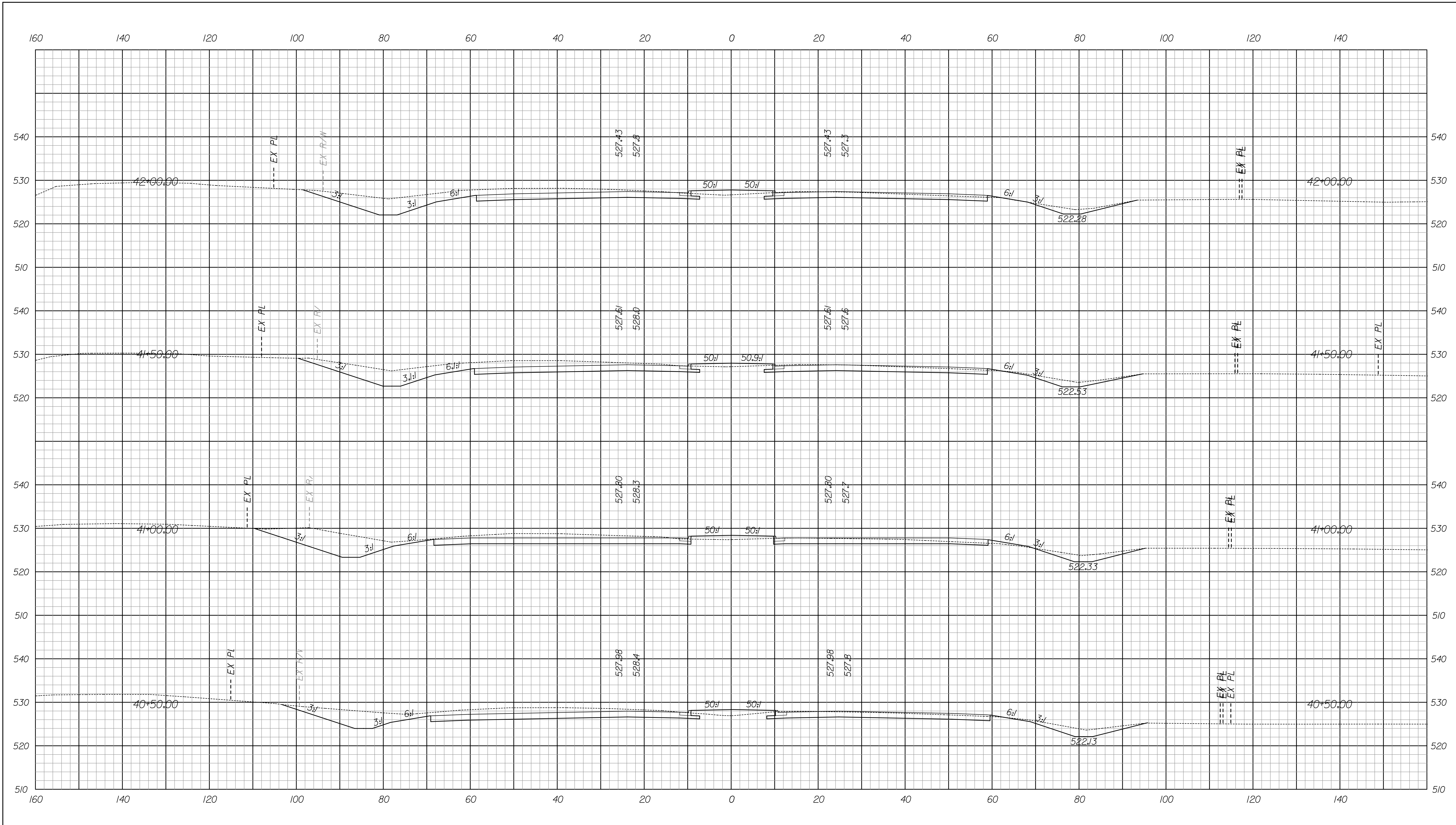


10/20/2021 10:31:55 AM
 c:\temp\ams0823\Excel\LS-400.dgn

RECOMMENDED FOR APPROVAL _____	
DESIGNED: _____	DRAWN: _____
CHECKED: _____	CHECKED: _____

INDIANA
 DEPARTMENT OF TRANSPORTATION
 CROSS SECTIONS
 LINE "LS-4"
 STA. 38+50.00 TO 40+00.00

HORIZONTAL SCALE 1" = 10'	BRIDGE FILE	
VERTICAL SCALE 1" = 10'	DESIGNATION	
SURVEY BOOK	DWG. NO. XS-14	SHEET NO. 14 of 18
CONTRACT	PROJECT	

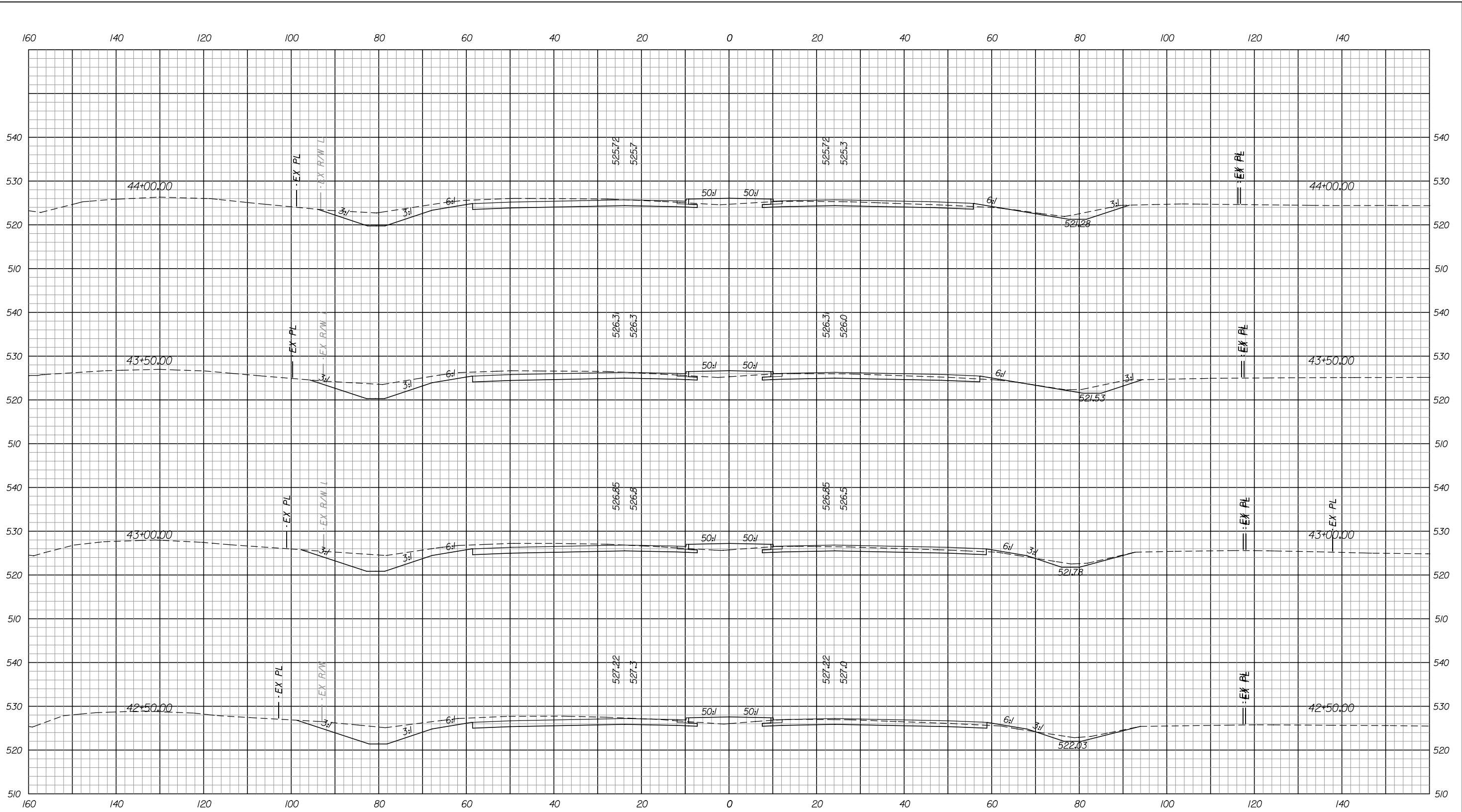


12/30/2011 2:52:56 PM
 C:\temp\dms0823\Exel\S4001.dgn

RECOMMENDED FOR APPROVAL _____	
DESIGNED:	DRAWN:
CHECKED:	CHECKED:

INDIANA
 DEPARTMENT OF TRANSPORTATION
 CROSS SECTIONS
 LINE "LS-4"
 STA. 40+50.00 TO 42+00.00

HORIZONTAL SCALE 1" = 10'	BRIDGE FILE	
VERTICAL SCALE 1" = 10'	DESIGNATION	
SURVEY BOOK	DWG. NO. XS-15	SHEET NO. 15 of 18
CONTRACT	PROJECT	



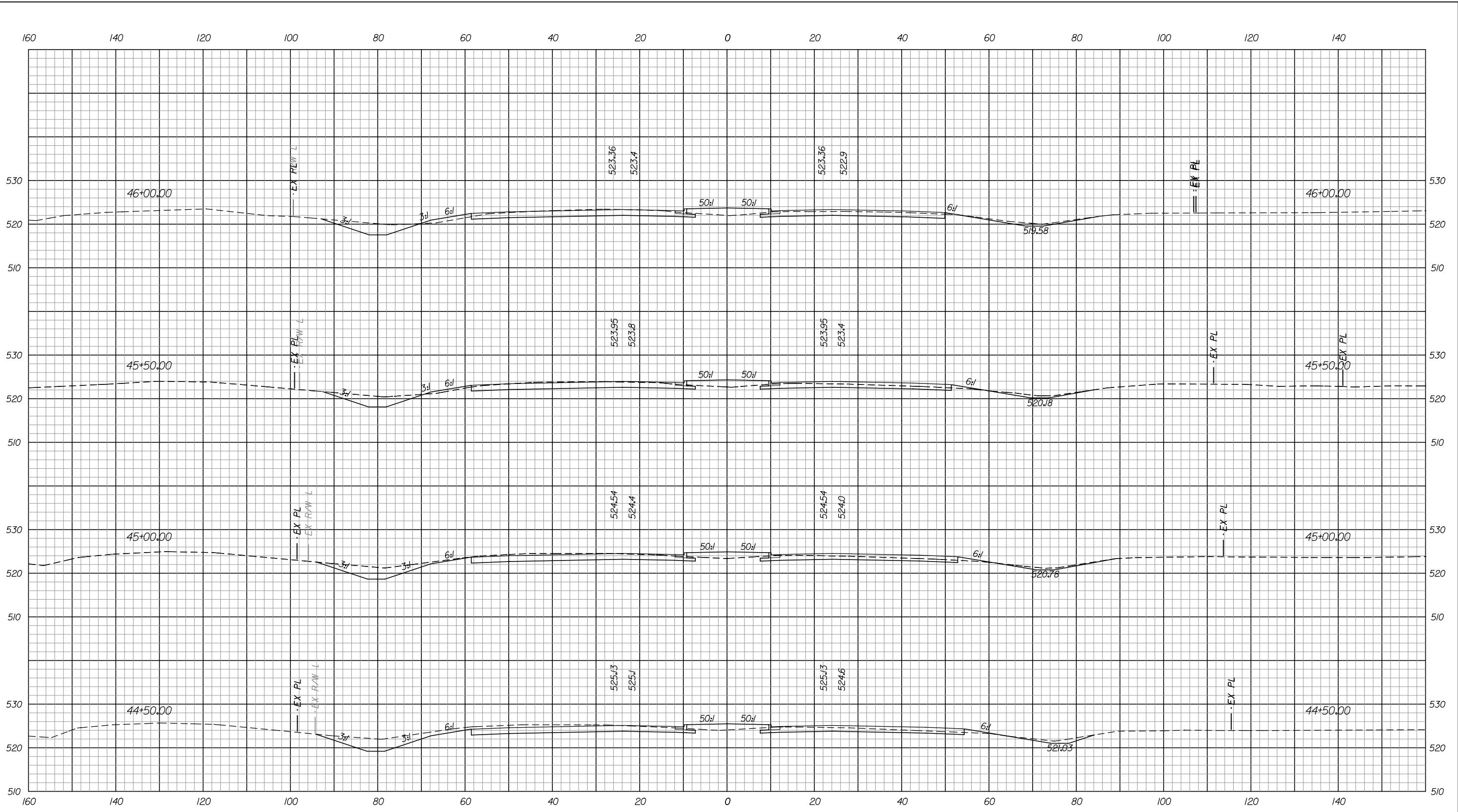
10/20/2021 10:31:57 AM
 c:\temp\ams0823\Excel\LS4000.dgn

RECOMMENDED FOR APPROVAL _____
 DESIGN ENGINEER DATE

DESIGNED: _____ DRAWN: _____
 CHECKED: _____ CHECKED: _____

INDIANA
 DEPARTMENT OF TRANSPORTATION
 CROSS SECTIONS
 LINE "LS-4"
 STA. 42+50.00 TO 44+00.00

HORIZONTAL SCALE 1" = 10'	BRIDGE FILE	
VERTICAL SCALE 1" = 10'	DESIGNATION	
SURVEY BOOK	DWG. NO. XS-16	SHEET NO. 16 of 18
CONTRACT	PROJECT	

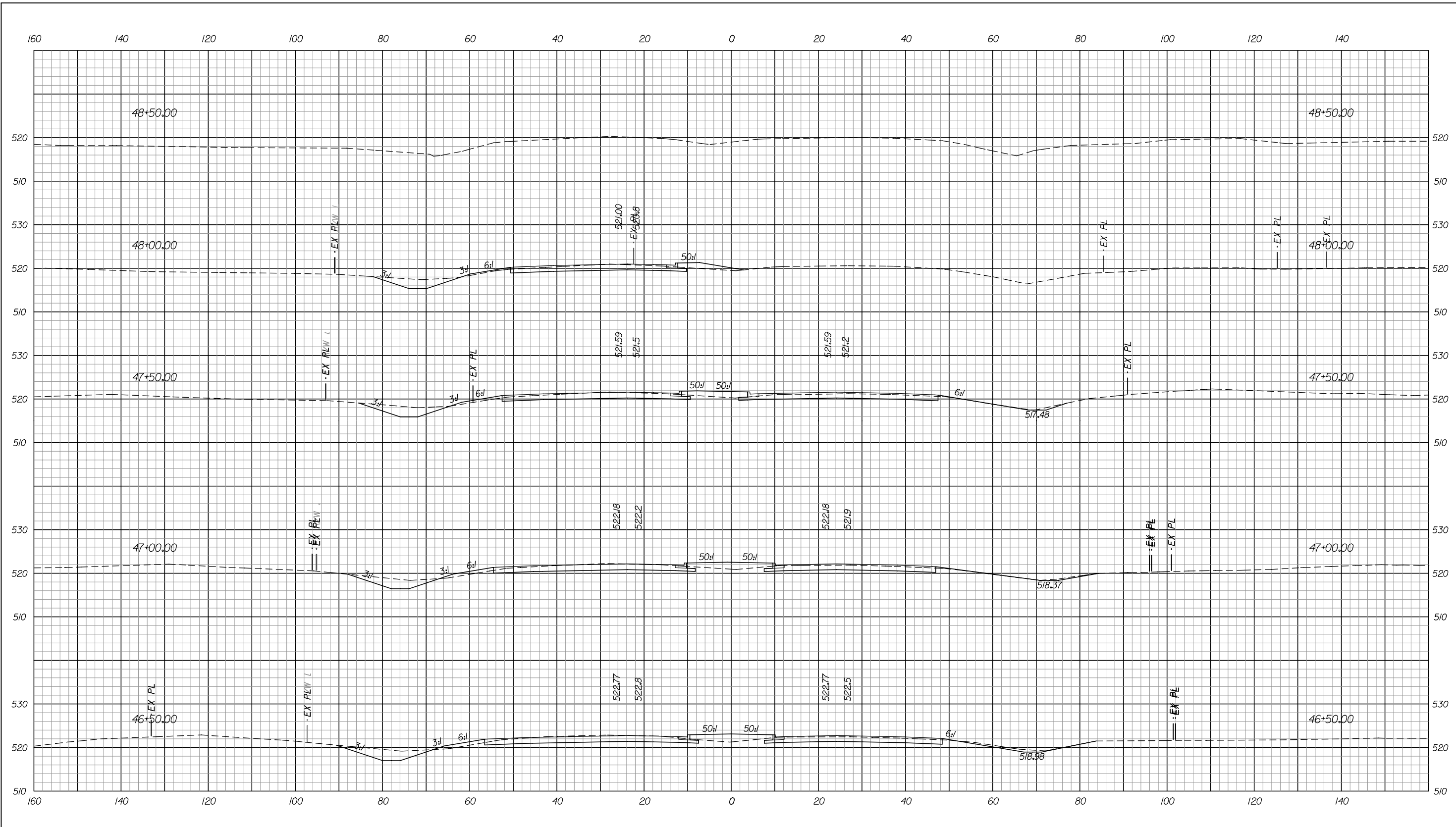


10/20/2021 10:31:59 AM
 c:\temp\ams0823\Excel\LS-400.dgn

RECOMMENDED FOR APPROVAL _____	
DESIGNED: _____	DRAWN: _____
CHECKED: _____	CHECKED: _____

INDIANA
 DEPARTMENT OF TRANSPORTATION
 CROSS SECTIONS
 LINE "LS-4"
 STA. 44+50.00 TO 46+00.00

HORIZONTAL SCALE 1" = 10'	BRIDGE FILE	
VERTICAL SCALE 1" = 10'	DESIGNATION	
SURVEY BOOK	DWG. NO. XS-17	SHEET NO. 17 of 18
CONTRACT	PROJECT	



10/20/2021 10:32:00 AM
 c:\temp\ams0823\EX LS-4\001.dgn

RECOMMENDED FOR APPROVAL _____	
DESIGNED:	DRAWN:
CHECKED:	CHECKED:

INDIANA
 DEPARTMENT OF TRANSPORTATION
 CROSS SECTIONS
 LINE "LS-4"
 STA. 46+50.00 TO 48+50.00

HORIZONTAL SCALE 1" = 10'	BRIDGE FILE	
VERTICAL SCALE 1" = 10'	DESIGNATION	
SURVEY BOOK	DWG. NO.	SHEET NO.
CONTRACT	XS-18	18 of 18
	PROJECT	