



Statewide Transportation Improvement

Program (STIP)

Fiscal Year 2016-2019

Table of Contents

Introduction	Page 1
Public Involvement Process	Page 2-3
Asset Management – Capital Program Management	Page 4-6
Annual Program Development Process	Page 7-9
Requirements for STIP Amendments and Administrative Modification	Page 10
Amendment Procedures	Page 11-13
Metropolitan Area Transportation Improvement Programs (TIPS)	Page 14-15
Air Quality	Page 16-17
Environmental Justice	Page 18-19
Accessibility/ADA	Page 20-21
Funding Programs	Page 22-25
Financial Discussion, Tables And Summary	Appendix A
Press/Media Releases	Appendix B
Public Comments and Responses	Appendix C
Ohio River Bridges Financial Plan and Financial Summary Sheet	Appendix D
I-69 Section 5: Bloomington to Martinsville	Appendix E
How to Read State Transportation Improvement Program FHWA Project Listing	Appendix F
State Transportation Improvement Program FHWA Project Listing	Appendix G
State Transportation Improvement Program Transit Project Listing	Appendix H

INTRODUCTION

The Statewide Transportation Improvement Program (STIP) is a four – year planning document that lists all projects expected to be funded in years 2016, 2017, 2018, and 2019, with Federal funds and those State Funded projects that have been deemed Regionally Significant. Regionally Significant Projects are defined as those projects that are on a facility which serves regional transportation needs and would normally be included in the modeling of the metropolitan area’s transportation network. At a minimum, this includes all principal arterial highways and all fixed guide way transit facilities that offer a significant alternative to regional highway travel. The STIP includes investments in various modes, such as transit, highways, and bicycle facilities. The STIP is the means of implementing the goals and objectives identified in State and Metropolitan Long-Range Transportation Plans. Only those projects for which construction and operating funds can reasonably be expected to be available are included. Without TIP/STIP inclusion, a project is not eligible for federal funding.

The Indiana Department of Transportation (INDOT), Office of LPA and Grant Administration, develops this document in **cooperation** with the Metropolitan Planning Organizations (MPOs) and in **consultation** with the Rural Planning Organizations (RPOs) and Non-Metropolitan local officials. The MPOs are responsible for developing their Transportation Improvement Programs (TIP). The TIP documents are required to cover a period not less than four years and include State and Local projects. INDOT reviews and approves the TIPs for incorporation into the STIP via reference. This **comprehensive** process completes the “Three C” components of transportation planning. The STIP is developed in accordance with the terms and provisions of the Federal Highway funding bill; Moving Ahead for Progress in the 21 51 Century (MAP-21). This was signed into law P.L. 112-141 by President Obama on July 6, 2012. This document is developed according to Federal Code 23 CFR 450. According to these regulations, a STIP:

1. must be developed once every four years;
2. must cover a minimum of four years;
3. must list projects in order by year;
4. must be financially constrained by year;
5. must include a financial plan that demonstrates listed projects can be implemented using current and anticipated revenue sources;
6. must include all regionally significant projects that could affect air quality;
7. must come from conforming State and Metropolitan Long Range Transportation Plans;
8. must be found to meet air quality conformity requirements found within the State Implementation Plan (SIP); and
9. individual project entries must contain the following information:
 - a. Project description, including sufficient detail to identify the project phase and, in nonattainment or maintenance areas, sufficient description to permit air quality analysis according to the U.S. Environmental Protection Agency's (EPA) conformity regulations.
 - b. Specific project budget, including, total cost, Federal share and source by year, other funding shares and sources, by year and
 - c. Identification of the agencies responsible for carrying out the project or phase.

PUBLIC INVOLVEMENT PROCESS

The public is involved in the planning process for transportation projects funded with FHWA and FTA dollars. Annually, INDOT meets with citizens across the state to discuss transportation issues, programmed projects and to provide time for public involvement in the development of their transportation programs. INDOT developed an on-line process to offer the public another avenue in which to provide the agency with feedback. The draft STIP was published on INDOT internet site along with an on line form for submitting remarks. The link for this website was:
<http://www.in.gov/indot/3132.htm>.

The INDOT district public open house meetings were listed below:

<p>Crawfordsville District Meeting held at the Ivy Tech Crawfordsville Campus, 2325 Phil Ward Blvd, Crawfordsville, Indiana Thursday, April 16, 2015 4:00 pm to 7:00 pm (local time) 1-888-924-6368</p>	<p>Fort Wayne District Meeting held at the Fort Wayne Sub-District, 5333 Hatfield Road Fort Wayne, Indiana Tuesday, March 24, 2015 4:00 – 7:00 pm (local time) 1-866-227-3555</p>
<p>Greenfield District Meeting held at INDOT’s Traffic Management Center, 8620 East 21st Street, Greenfield, Indiana Tuesday, April 14, 2015 4:00 pm – 7:00 pm (local time) 1-855-463-6848</p>	<p>La Porte District Meeting held at the District Office Building 315 East Boyd Boulevard La Porte, Indiana Thursday, April 9, 2015 3:00 pm – 6:00 pm (local time) 1-855-464-6368</p>
<p>Seymour District Meeting held at the District Office Building 185 Agrico Lane Seymour, Indiana Tuesday, April 7, 2015 4:00 – 7:00 pm (local time) 1-877-305-7611</p>	<p>Vincennes District Held at the Sub District Office Building 3650 South US 41 Vincennes, Indiana Tuesday, March 31, 2015 4:00 pm – 7:00 pm (local time) 1-800-279-5758</p>

A press release was distributed to statewide broadcast media via email on March 13, 2015. Copies of the media release are located in Appendix B. Releases were also sent to local elected officials as well as various cities and towns and those on the Office of Public Involvement listserv and also on the meetings notices located on the INDOT Web Site at:
<http://www.in.gov/indot/2366.htm>. This press release provided date, time and location of the meeting statewide as well as an INDOT contact. Meeting information was also available via the social media such as Facebook, Twitter, YouTube, RSS Feeds and Mobile.

The Draft 2016-2019 STIP was available on [INDOT website](#) for public comment for 30 days. The review is available from *March 20, 2015 through May 4, 2015* on the INDOT Web Page as well as

the six public meetings. A public comment form was available for submitting questions and comments to INDOT. This comment form was also available at all of the district public meetings. Please see Public Comment and Response chart in Appendix C, for comments and INDOT's response and actions.

The district staff meets with local officials on a continuous basis to gain input into their needs and answer questions regarding INDOT projects. The district staff communicated this valuable information to the central office staff. The coordination process is done electronic with conference calls and emails.

Prior to the public meetings, INDOT central office staff emailed the fourteen MPOs to review projects in their planning area for funding, phases and years in their TIPS and the Draft STIP. Early coordination with each MPO, Central Office and Districts were addressed. At the MPO council meeting in December 5, 2014 was the discussion regarding the early coordination meetings with each of the MPOs, Central Office and Districts – and whether they were really still necessary - was addressed. It was determined that each of the Districts, Program and Project Managers could meet with their respective MPOs without our attendance and may do so via phone call, emails, etc. or have face to face meetings. The deadline for projects was set for February 27, 2015.

ASSET MANAGEMENT – CAPITAL PROGRAM MANAGEMENT

The concept and the application of Asset Management is a process that is intended to provide a solid foundation to optimize the performance of transportation facilities, to ensure that rational and investment decisions are made to sustain and modernize infrastructure. Capital project programming is one aspect INDOT has recently taken, to develop and implement a new Asset Management/Capital Program Management process for needs identification, ranking, selection and capital program portfolio development.

The five core principles of Asset Management are:

- Policy driven
- Decisions based on quality information
- Performance-based
- Analysis of options and tradeoffs
- Monitoring provides clear accountability and feedback

The new INDOT Asset Management/Capital Program Management process is intended to deliver a program with maximum value for its customers/citizens. To that end, INDOT has established four Capital Program Management Groups (also called Asset Management Teams or committees) that correspond to the core functional programs. These groups are made up of members representing INDOT central office and all six districts. The four Asset Management Teams are:

1. Traffic Mobility
2. Roadway
3. Bridge
4. Traffic Safety

Each of the Asset Management Teams have been charged with defining a clear and appropriate methodology for gauging the merit and/or priority of individual candidate projects, forming the basis for development of a program portfolio of investment recommendations, to support INDOT's overarching Asset Management and capital program process. The purpose of which is to aid and support INDOT's capacity to make rational, well informed decisions regarding the transportation system's future investments. Each Asset Management Team has been given latitude to develop its own set of business rules and related project scoring factors to be used for project ranking. The scoring factors are intended to capture those attributes that are specific to each teams' asset. The project scores for each Asset Management Team are forwarded to the Program Management Group (PMG) for review. The PMG will perform statistical analysis intended to align all of the Asset Management Teams' project scores into one common scale. Once asset performance goals are determined, each Asset Manager in Engineering and Asset Management Business Unit will provide a recommendation of an expenditure target per fiscal year based on the asset short and long-term performance. Targets will be fiscally constrained and once established, PMG will make their recommendations as to which projects provide the highest value within the portfolio of projects. The PMG in turn reviews those recommendations and then ultimately, makes the project recommendations to the INDOT Executive Office and Funds Team.

- 1. Traffic Mobility** - The traffic mobility team will make recommendations on current and future project prioritization, report on asset financials, and serve as the change management filter for projects in development, and provide overall program fiscal management, with respect to travel congestion, accessibility and connectivity needs. Expectations for the team include viewing projects through a statewide lens, establishing methods for scoring of projects, and making recommendations on the best program of projects subject to funding constraints. The traffic mobility team addresses projects in nine unique work categories including but not limited to added travel lanes and new road construction and shares three categories (intersection improvement, district intersection improvement and interchange modification) with the Traffic Safety Asset Management Team.
- 2. Roadway/Pavement** –The roadway/pavement capital program management team assesses merit of candidate projects functioning to preserve or modernize road geometrics and pavement. The committee adheres to sustainability as a strategy to ensure the acceptable performance of roads at the least cost while taking into account the functionality of the roadway. The scope is the entire roadway and roadsides not pavement alone. The team is responsible for establishing rules by which potential projects are “scored”. There are three possible categories of treatment: pavement preservation, pavement resurfacing and roadway/pavement modernization.
- 3. Bridge** – The bridge program group makes judgment on funding priorities to maintain and enhance/modernize existing bridges and small structures. The team is charged with creating policies and methods for practical application to candidate bridges and small structures to establish merit/priority. The scale of treatments the group assesses range from pipe lining to deck overlay to outright bridge replacement.
- 4. Traffic Safety** - The purpose of the traffic safety program management team is to assess, prioritize and make recommendations for funding of infrastructure and non-infrastructure projects to improve safety performance on INDOT roads. Projects are prioritized using a scoring system favoring the most cost effective investments generating the greatest benefit in terms of severe injury and fatal crashes. The traffic safety committee established business rules for scoring potential projects. Project work types addressed in this functional area vary from installation of new or upgraded traffic control devices to reconstruction of intersections and road segments.

Systems are monitored continually, throughout the year, for under-performing assets & services and those that are expected to be in need of treatment over the next 5-year period, our current programming horizon. For budget & programming purposes, the system is broken into functional areas, including traffic safety, traffic mobility (congestion), bridge, roadway (including pavement), and a few other specialized programs.

Candidate projects—those pieces of the system/network judged in need of improvement, with associated treatment—are submitted annually, in a “call for projects.” Those candidates are generated from a variety of source (sponsors), principally district Technical Services, but as well some from central office, notably larger expansion projects.

Each candidate project is “scored”—zero to 100 point scale—based on a function of cost-effectiveness, principally; that is, how much is being invested relative to units of improvement purchased. Each asset area has a unique business rule for such scoring, typically a half dozen or so factors, capturing the manner of “need” (problem) as it relates to correct fit with the treatment

proposed (corrective action). The scoring is associated with long-run performance goals, for instance, the traffic safety project-level scoring methodology heavily emphasizes reduction in severe crashes per dollar spent, contributing toward the Department's long-run performance goal to reduce severe crash frequency by half over the next twenty years (also referenced as Toward Zero Deaths).

There is an Asset Team set up for each of the four main program areas: traffic safety, traffic mobility, bridge, and roadway. Those Asset Teams deliberate after the close of the annual call for projects, normally in the early part of the calendar year, January and February. Each Asset Team receives a pre-prioritized list of candidate projects submitted in the prior call for projects within their functional area. The initial priority is simply by quartile—A, B, C, D—with 25 percent of the projects loaded into each group, slotted there as a straightforward function of score. The Asset Teams then review the merits of each project, and adjust those initial priority levels (again, A—D, in addition to F for those judged as not a good public investment) as needed. The adjustments are done in select cases where the scoring is viewed as not fully capturing the project's merits. No standardized scoring method can be fashioned to fit every situation.

The final, prioritized lists of projects as determined by the Asset Teams are then transmitted to the Program Management Group (PMG). (All of this development and transmission of lists and documentation is electronic, in an application built with SPMS.) The PMG then assigns capital funds for the particular letting year—generally 5 years in the future—across the various program areas. That distribution is a function of long-run performance goals (e.g., pavement condition) and of an awareness of trade-offs of alternative investment levels of one program vs. another, with an understanding of what the level of funding in a given functional area will produce, that is, what performance it buys. Once funding levels/distributions are settled for the fiscal year, a line is drawn down the list of prioritized candidate projects to the point funding matches cumulative project costs. The set of projects selected/funded are then activated (moved from “Call” to “Active” status) in INDOT's scheduling system, enabling project development activities to advance.

ANNUAL PROGRAM DEVELOPMENT PROCESS

The Annual Program Development Process (APDP) is a comprehensive set of procedures for program development on the INDOT transportation system. The APDP process provides the mechanism for new projects to be considered for inclusion in the INDOT 5-Year Construction Plan and the STIP document. The project development process is as follows:

I. Call for New State Projects and Program Revision

The purpose of the call is to start the process by which proposals for new state projects, regardless of source, can be presented, reviewed, prioritized and, if approved, programmed. The call provides an opportunity for agencies outside of INDOT to comment on the existing program. Proposals for new projects can be submitted only in response to a call for new projects.

- A. Receive Budget Estimates** – The Program Management Group (PMG) will ask the Capital Program Funds Management (CPFM) Team to provide budget estimates of projected federal and state revenue for the next five years. This will be a statewide budget by individual fiscal year.
- B. Issue Call for New Projects** – The PMG will issue a formal “call for new projects”. For areas outside of INDOT, such as MPOs and RPOs, a Project Proposal Form by which they can propose new projects, will be submitted to an INDOT District Office. For Rural Areas (Non MPO or Non RPO), they will be instructed to contact their INDOT district offices and MPO/RPO (if appropriate) to provide their suggestions concerning state highways. The district office will provide Project Proposal Forms if requested.
- C. Proposals for New Projects** – The INDOT District Offices will lead this process. All recipients of the call for new projects will have the opportunity to comment on INDOT’s existing program of projects and provide new projects for submittal to the district office. The proposal must include sufficient descriptive information such as type of work, termini, length, design concept, scope, cost, location and justification for the project. The coordination process with the MPOs/LPAs consultation is done electronic via conference calls, mail and emails.
- D. District Area/LPA/MPO/ Early Consultation Meeting Process** - Although the districts hold any number of meetings throughout the year, there will be one primary meeting in each district focusing on consultation with non-metropolitan local officials and rural planning organizations. The District office will work with Central Office to arrange and host the meetings at a time and place agreeable to the majority of participants. The meeting will include the District Office, MPOs, and other representatives from other INDOT divisions as warranted. The purpose of the meetings is to reach agreement between all parties, through consultation, coordination and cooperation on proposed new projects, changes to existing program of state and local projects and priorities of recommended state projects. The goal of these meetings is to produce an "agreed-to-list" of existing and proposed new state projects district wide including those in MPO planning areas.
- E. Final Recommendation Submitted** – Based on the results of the consultation meetings, each district will submit its prioritized list of proposed projects to the Asset Management

Team. Minutes will also be submitted by each district office and Technical Planning Liaison to the Asset Management Team along with a short report describing how the projects were set.

II. Statewide Review and Program Update

- A. Asset Management Team Reviews** – Asset Management Teams will review project proposals and changes. Asset Management Teams are organized based on the type of project, and includes both Central Office and District Representation. The Asset Management Team will validate a projects justification. Each Asset Management Team will produce a prioritized list of statewide for the type of project under its review. This prioritized list of projects with clear justification and planning support will be forwarded to the statewide priority analysis stage.
- B. Statewide Priority Analysis** – The PMG will prioritize all proposed projects statewide based on the recommendations from the Asset Management Teams. This statewide prioritization will be conducted in accordance within applicable INDOT procedures and techniques. These will be appropriate to the project type. This process will be based on need, project categories and agency priorities rather than past funding patterns. The budget will support current and projected improvement needs, instead of projects being programmed solely to fit a budget based on historical funding patterns.
- C. Draft Program Update Report** – A draft Program Update Report will summarize new projects proposal and show how the new state projects will appear in INDOT’s schedule of programmed projects. The report will illustrate the effects of the new projects on the program and the budget, and set accepted levels of over programming. The report will also include a list of projects to be deleted from the schedule or placed on hold, etc.
- D. Executive Review and Approval of Report** – The PMG will submit the Draft Program Update Report to the Deputy Commissioners of Engineering and Asset Management; Capital Program Management; and Operations Business Units for review and approval by members of the executive office as determined by the Deputy Commissioner of Engineering and Asset Management in consultation with the Commissioner. The Deputy Commissioner will transmit any executive office comments and official notice of approval to the divisions as expeditiously as practicable, including any specific direction or amendments required. The PMG will facilitate revisions of the draft Program Update Report in accordance with the executive office action.
- E. External Consultation** – The PMG will provide the revised draft Program Update Report to the districts and MPOs and request comments if any. All concerns must be documented in writing.
- F. Final Program Update Report** – The PMG will address the district and MPO comments and produce a Final Program Update Report. The PMG will determine if comments are sufficiently substantive to require further approval by the Deputy Commission before the report becomes final.
- G. Program Update and Budget Confirmation** – The CPFM will authorize new projects in SPMS and change the existing program to reflect the Final Program Update Report. At the same time the PMG will provide the Asset Management Teams with updated budget

estimates of projected federal and state funding for the next five years by fiscal year. These budget projects are the projections by which fiscal constraint limits are established for all state projects in the next Indiana STIP.

REQUIREMENTS FOR STIP AMENDMENTS AND ADMINISTRATIVE MODIFICATIONS

Periodically, changes are necessary to a project's scope, cost, or year of phase implementation. What these changes are will define if an **Amendment** or an **Administrative Modification** is necessary. Following is a brief guideline to determine the correct course of action.

For an Amendment to the current STIP, the following must occur:

- A new project is added such that it is not in the current STIP
- A new phase is added such as PE, RW or CN to the current STIP
- Project costs have increased or decreased significantly
- Change in scope for a project in the current STIP
- Change in scope of a Regionally Significant Project*
- Regionally Significant Projects* regardless of funding source

(Amendments require FHWA or FTA approval)

For an Administrative Modification to the current STIP, the following must occur:

- A DES number change
- Change of years for a project in the current STIP
- Change in years of a Regionally Significant Project* within a current STIP

(Modifications do not require FHWA or FTA approval)

***Regionally Significant Projects**

Regionally significant projects means a transportation project (other than an exempt project) that is on a facility which serves regional transportation needs (such as access to and from the area outside the region, major activity centers in the region, major planned developments such as new retail malls, sports complexes, etc., or transportation terminals as well as most terminals themselves) and would normally be included in the modeling of a metropolitan area's transportation network, including at a minimum all principal arterial highways and all fixed guide- way transit facilities that off an alternative to regional highway travel.

All roads functionally classified as Minor Arterial or above should be considered as regionally significant. This includes all freeways, expressways, interchange ramps, principal arterials and minor arterials.

Transportation projects, whether single or multi-jurisdictional, that modify these facilities can be regionally significant. Individually, projects can be considered as regionally significant when they are above certain thresholds. Collectively, when a series of smaller projects on a regionally significant facility are completed, the overall improvements can be regionally significant.

***Regionally Significant Projects** as stated 23 CFR 450.104 - Definitions

AMENDMENT PROCEDURES

As has been mentioned previously, the STIP is dynamic. During the time period between approval of one STIP and the next, procedures are in place to assure the fiscally constrained STIP is reflected in funding obligations and that changes and amendments are properly coordinated within INDOT, and if needed, with MPOs.

A schedule for amending projects has been established. The due date to submit the amendment to the Office of LPA and Grants Administration Division, is approximately four weeks prior to the federal FMIS (Fiscal Management Information System) authorization due date.

When a project is located within an area that, according to the federal Environmental Protection Agency, is designated as a non-attainment or maintenance area for air quality reasons, projects must first be reviewed for adequate planning support and approval prior to their being included in an MPO TIP. Once this MPO TIP amendment approval has been granted, and the FHWA-FTA confirmation has been issued, the projects will be proceed to the STIP amendment process.

The STIP amendment process is as follows:

For projects located in Non-Metropolitan Planning areas:

- For District/Transit managed projects, the Project Manager will complete the STIP amendment spreadsheet and forward to the appropriate District Program Manager. The District Program Manager will then submit the amendment spreadsheet to the LPA and Grants Administration Division for processing.
- Major Moves Projects will be submitted by the Project Manager to Office of LPA and Grants Administration for processing with a copy to the appropriate District Program Manager
- The project or phase will be included in the next available STIP amendment.
- When FHWA approval has been received an email will be sent to all on the STIP Amendment Distribution list, with the approval letter.
- Scheduling Project Management System (SPMS) Log Notes will be updated by the Office of LPA and Grants Administration with the latest amendment information.
- The approved amendment will be posted on the INDOT web site.

For projects located in a nonattainment or maintenance air quality area, and not in a current MPO TIP:

- For District, Transit or Local projects, the Project Manager will complete the amendment excel spreadsheet and forward to LPA and Grants Administration Central Office for processing to MPO for amendment into the TIP, with a copy to district Program Manager.
- For State or Major Moves projects the Project Manager will complete the amendment excel spreadsheet and forward to LPA and Grants Administration Central Office for processing to MPO with copy to District Program Manager.

- When the MPO has amended into their TIP, project will then be amended into the next available STIP amendment (the TIP amendment will occur based on the individual MPO's process). The MPO will complete the amendment documentation to LPA and Grants Administration Central office for processing. The TIP documentation may also include conformity determination documentation if necessary.
- LPA and Grants Administration Central Office will send TIP amendment information to LPA and Grants Administration for processing.
- When FHWA approval has been received an email will be sent to all on the STIP Amendment Distribution list, with the approval letter.
- SPMS Log Notes will be updated by the Office of LPA and Grants Administration with the latest amendment information.
- The approved amendment will be posted on the INDOT web site.

For projects amended into an MPO designated as a nonattainment or maintenance area for air quality Non-Air Quality Sensitive Area:

- The MPO will complete the INDOT – Project Programming / New DES Number Request Form and provide a PDF of the project listing in the current MPO TIP and forward to the LPA and Grants Administration Central office for STIP amendment processing with a copy to the District Program Manager
- LPA and Grants Administration Central Office will send TIP amendment information to LPA and Grants Administration Division for processing.
- When FHWA approval has been received an email will be sent to all on the STIP Amendment Distribution list, with the approval letter.
- SPMS Log Notes will be updated by the Office of LPA and Grants Administration with the latest amendment information.
- The approved amendment will be posted on the INDOT web site.

The STIP amendments will be listed on its own summary page on the INDOT web page until the next full STIP document is prepared.

For Transit Projects:

- MPO submits a DES number request using INDOT – Project Programming / New DES Number Request Form to Transit Office, specifying actions requested.
- Transit Office obtains DES number and returns completed request with DES# to MPO.
- MPO Submits MPO - Transit TIP/STIP Amendment/Modification Request Form to Central Office MPO Coordinator for processing.

- When the MPO has amended into their TIP, project will then be amended into the next available STIP amendment (the TIP amendment will occur based on the individual MPO's process). The MPO will complete the amendment documentation to LPA and Grants Administration Central office for processing. The TIP documentation may also include conformity determination documentation if necessary.
- LPA and Grants Administration Central Office will send TIP amendment information to LPA and Grants Administration for processing.
- When FTA approval has been received an email will be sent to all on the STIP Amendment Distribution list, with the approval letter.
- SPMS Log Notes will be updated by the Office of LPA and Grants Administration with the latest amendment information.
- The approved amendment will be posted on the INDOT web site.

METROPOLITAN AREA TRANSPORTATION IMPROVEMENT PROGRAMS (TIP's)

The following TIP's are incorporated into Indiana's Statewide Transportation Improvement Program by reference. When TIP's are revised and approved, they will be specifically incorporated into this document by amendments to their respective regions. MPOs should submit their TIPs to INDOT not later than July 1 of each year to allow for timely review and inclusion in INDOT's public meetings on the STIP and submission to the Federal Highway Administration. Indiana Metropolitan Planning Organizations website is <http://www.indianampo.com/>.

Anderson Metropolitan Area

MPO: Madison County Council of Governments
16 East Ninth Street
Anderson, Indiana 46016
(765) 641-9482

Lafayette-West Lafayette Metropolitan Area

MPO: Tippecanoe County Area Plan Commission
20 North Third Street
Lafayette, Indiana 47901
(765) 423-9242

Bloomington Urban Area

MPO: Bloomington Area Transportation Study
401 North Morton, Suite 160
Bloomington, Indiana 47402
(812) 349-3423

Louisville Metropolitan Area

MPO: Kentuckiana Regional Planning and
Development Agency (KIPDA)
11520 Commonwealth Drive
Louisville, Kentucky 40299
(502) 266-6084

Columbus Metropolitan Area

MPO: Columbus Area Metropolitan Planning Area
123 Washington Street
Columbus, IN 47201
(812)376-2505

Muncie Metropolitan Area

MPO: Delaware-Muncie Metropolitan Planning
Commission
Delaware County Building, Room 206
100 West Main Street
Muncie, Indiana 47305-2827
(765) 747-7740

Evansville Metropolitan Area

MPO: Evansville Urban Transportation Study
1 Northwest Martin Luther King, Blvd. Room 316
Civic Center Complex
Evansville, Indiana 47708
(812) 436-7833

Cincinnati Metropolitan Area

MPO: Ohio-Kentucky-Indiana Regional Council of
Governments
720 East Pete Rose Way, Suite 420
Cincinnati, OH 45202
(513)621-6300

Fort Wayne Metropolitan Area

MPO: Northeastern Indiana Regional Coordinating
Council
City-County Building, Room 630
Fort Wayne, Indiana 46802
(219) 449-7309

Northwest Indiana Metropolitan Area

MPO: Northwestern Indiana Regional Planning
Commission (NIRPC)
6100 Southport Road
Portage, Indiana 46368
(219) 763-6060

Indianapolis Metropolitan Area

MPO: City of Indianapolis
 Department of Metropolitan Development
 Division of Planning
 200 East Washington Street, Suite 1922
 Indianapolis, Indiana 46204
 (317) 327-5151

South Bend/ Mishawaka / Elkhart / Goshen Metropolitan Area

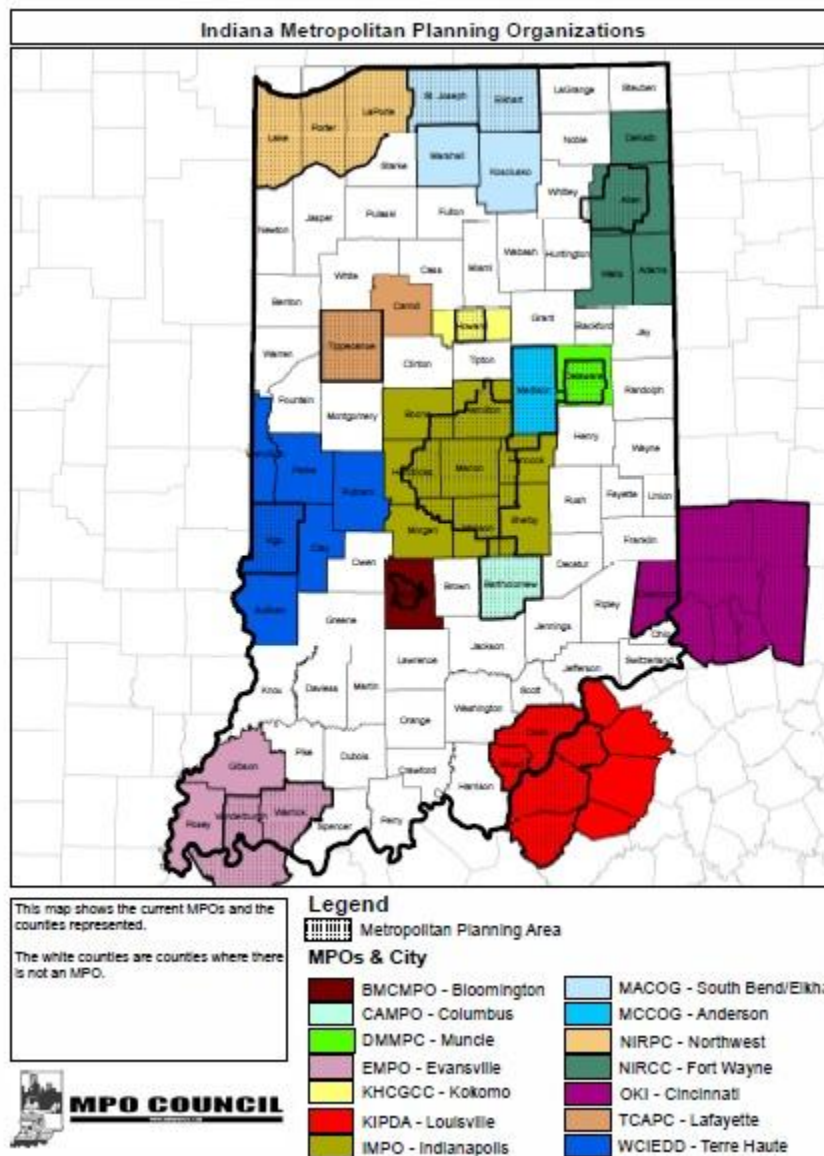
MPO: Michiana Area Council of Governments (MACOG)
 227 West Jefferson Boulevard
 South Bend, Indiana 46601
 (219) 287-1829

Kokomo Metropolitan Area

MPO: Kokomo and Howard County Governmental Coordinating Council
 120 East Mulberry, Suite 116
 Kokomo, Indiana 46901
 (765) 456-2336

Terre Haute Metropolitan Area

MPO: West Central Economic Development District, Inc.
 1718 Wabash Avenue
 Terre Haute, Indiana 47808
 (812) 238-1561



AIR QUALITY

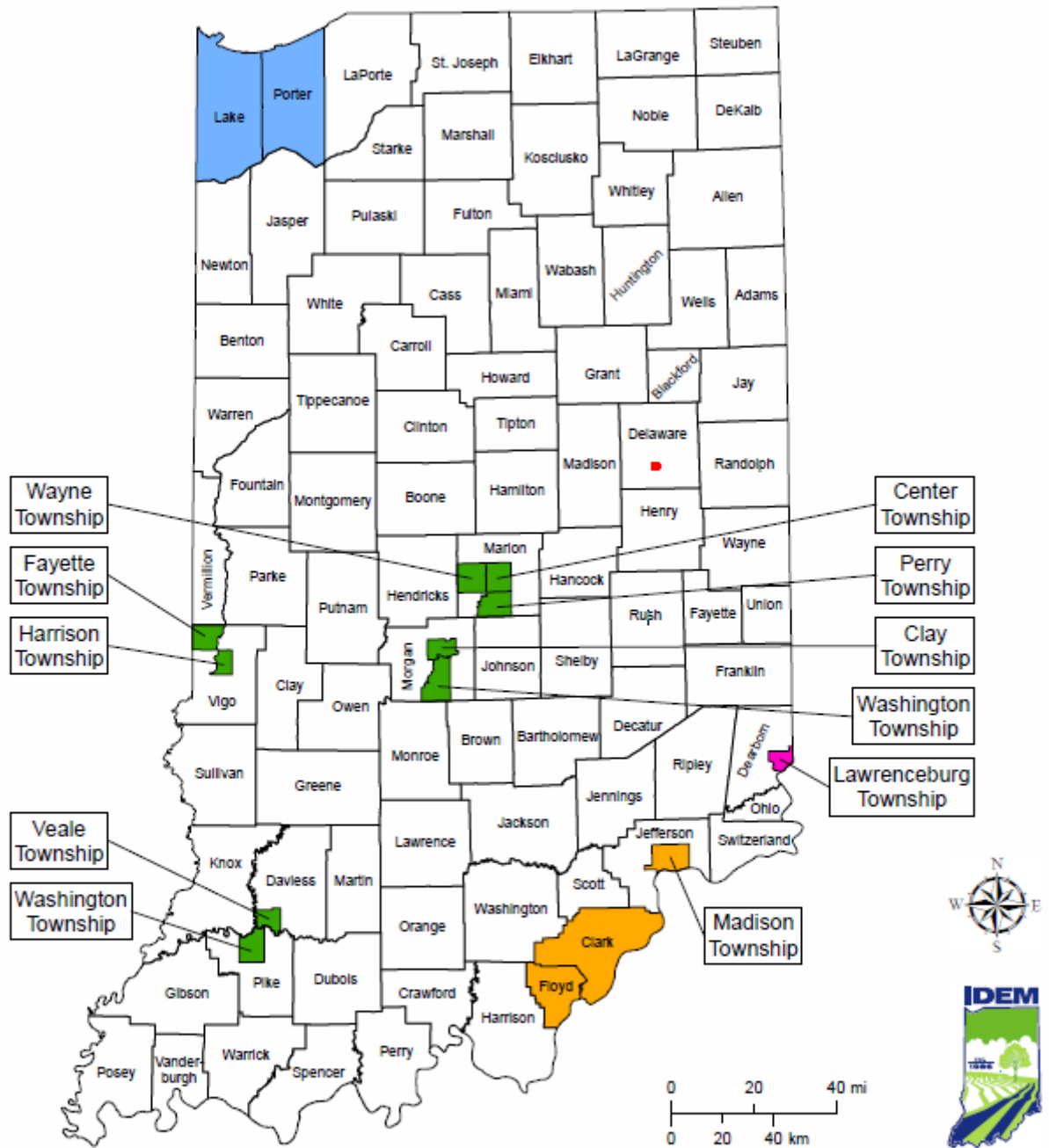
The TIP/STIP is assessed for its impact on air quality. Based on this assessment, certain of these areas can be designated as nonattainment areas for ozone or particulate matter. The Environmental Protection Agency (EPA) published the final 2008 ozone “State Implementation Plan (SIP) Requirements” rule. In this rule, EPA is revoking the requirements for the 1997 8-hour ozone National Ambient Air Quality Standards (NAAQS); including transportation conformity requirements for the 1997 ozone NAAQS. The final rule is effective April 6th, 2015. See the link for the rule:

<http://www.gpo.gov/fdsys/pkg/FR-2015-03-06/pdf/2015-04012.pdf>.

1. EPA Letter Designating nonattainment counties for particulate matter (SOURCE: IDEM)
http://www.in.gov/idem/airquality/files/nonattainment_pm_annual_20141218_epa_designations.pdf.
2. EPA designated areas of air quality nonattainment for ozone (SOURCE: IDEM)
http://www.in.gov/idem/airquality/files/nonattainment_areas_map.pdf.

Using methods and procedures that have been approved by the EPA, the program has been reviewed to determine if the plans and programs contained in the TIP/STIP, as proposed, will serve to reduce emissions of volatile organic compounds, oxides of nitrogen, carbon monoxide and fine particulate matters.

Current Nonattainment Areas



This map is intended to serve as an aid in graphic representation only. This information is not warranted for accuracy or other purposes.

Mapped By: B. Callahan, OAQ **Date:** 3/18/2015
Source: Office of Air Quality

Map Projection: UTM Zone 16 N **Map Datum:** NAD83

- Nonattainment for the 1997 Annual Fine Particle Standard
- Nonattainment for the 2008 8-Hour Ozone Standard
- Nonattainment for the 2010 1-Hour SO₂ Standard
- Nonattainment for the 2008 Lead Standard
- Nonattainment for the 2008 8-Hour Ozone Standard and the 1997 Annual Fine Particle Standard

ENVIRONMENTAL JUSTICE

The concept of environmental justice refers, in the broadest sense, to the goal of identifying and avoiding disproportionate adverse impacts on minority and low income individuals and communities. Environmental justice is not only related to community impact assessment, but the transportation planning process as well. Environmental justice extends community impact assessment by examining communities based on characteristics such as race, ethnicity, income.

On May 2, 2012, The U. S. Department of Transportation issued an update to Departmental Order 5610.2(a) (Actions to Address Environmental Justice in Minority Populations and Low-Income Populations). This Order updated the Department's original Environmental Justice Order, which was published April 15, 1997. The Order continues to be a key component of the U.S. DOT's strategy to promote the principles of environmental justice in all Departmental programs, policies, and activities. In June of 2012, The U. S. Federal Highway Administration (FHWA) followed up with its release of [FHWA Order 6640.23A](#), "FHWA Actions to Address Environmental Justice in Minority Populations and Low-Income Populations,"

Since the passage of NEPA, the FHWA has built a framework of policies and procedures to help meet its social, economic and environmental responsibilities while accomplishing its transportation mission. Environmental Justice (EJ) is a component of FHWA's overall commitment to the protection and enhancement of our human and natural environment.

INDOT's Environmental Justice objectives include the following:

- Improve the environment and public health and safety in transportation of people and goods, and the development of transportation systems and services.
- Harmonize transportation policies and investments with environmental concerns, reflecting an appropriate consideration of economic and social interests.
- Consider the interest, issues and contributions of affected communities, disclose appropriate information, and give communities an opportunity to be involved in the decision-making.
- INDOT has made special efforts to evaluate and improve the planning and program process in order to ensure compliance with environmental justice regulations. These efforts have led to the development of an updated Public Involvement Procedures Manual containing special outreach methods to increase minority and low-income population group participation. The second effort was the market research study. One aspect of the study was intended to assist in the identification of transportation needs and perceptions of how well transportation services were being delivered to minority and low-income groups.

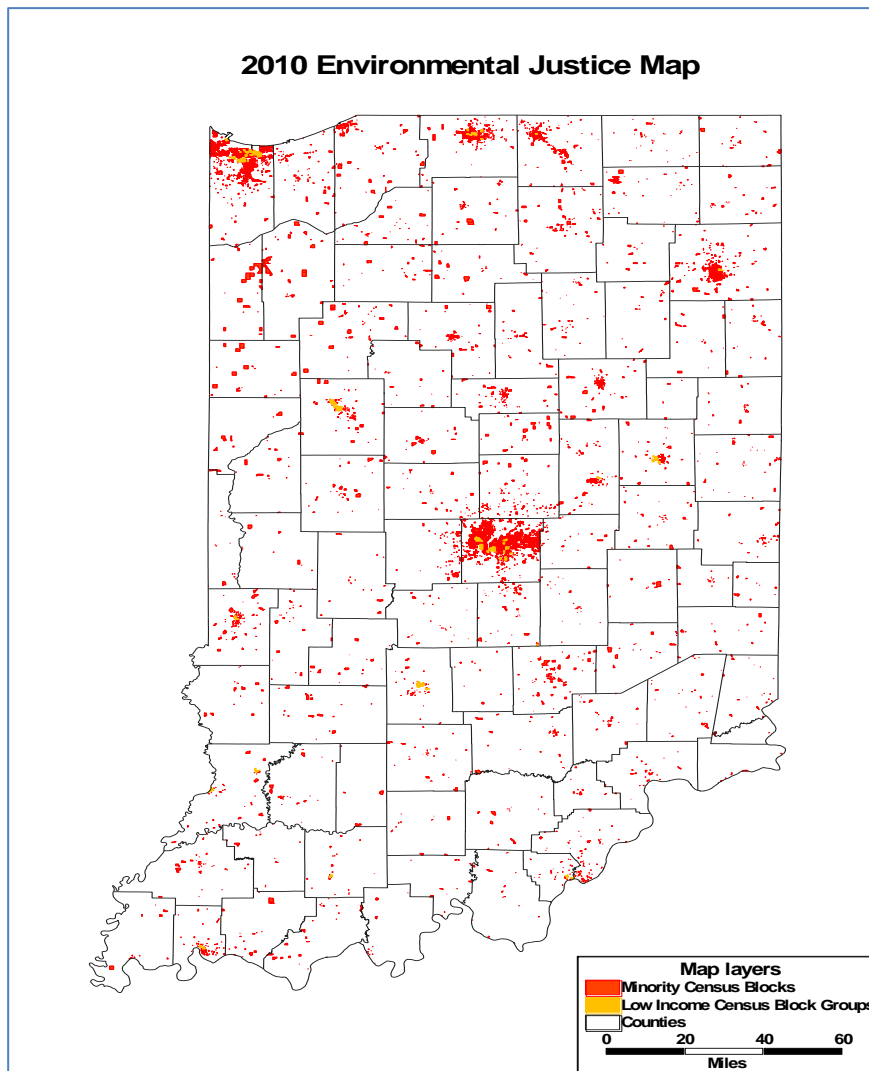
The statewide planning process and statewide transportation improvement program are built upon a partnership based on planning and programming processes with the state's MPOs. INDOT recognizes the critical role that MPOs play in implementing the environmental justice regulations. As part of this cooperative process, INDOT and MPOs participated in the 2010 FHWA Environmental Justice Workshops held in the City of Gary on April 16th & 17th.

INDOT participates in the cooperative transportation planning process including activities to ensure environmental justice with each MPO jurisdiction. An effective statewide planning and programming process incorporates transportation planning activities under both local and state jurisdictions. Therefore, INDOT relies on the MPOs to establish and include activities that are designed to ensure compliance with environmental justice regulations as part of their transportation

planning work program, long-range transportation plan development and transportation improvement program development activities.

The statewide map for INDOT Environmental Justice Analysis is based upon two data sources: the 2010 Census Public Law P 94-171 block level populations, and racial characteristics and the low income data from the 2005-2009 American Community Survey. Each area is defined by a collection of census block or block group pieces.

For the identification of minority areas, more than 51 percent of the block level 2010 population must be reported as non-white, including Hispanic and Latino, one of the 4 Environmental Justice Population Groups (Non-Hispanic Native Americans; Non-Hispanic Black and others; elderly; and disabled). For the low income area identification, more than 51 percent of the families must be below poverty threshold as determined by the Census Bureau for a census block group to be classified.



ACCESSIBILITY/ADA

The Americans with Disabilities Act (ADA) gives civil rights protections to individuals with disabilities. It guarantees equal opportunity for individuals with disabilities in employment, public accommodations, transportation, and State and local government services. ADA defines disability as: "a physical or mental impairment that substantially limits a major life activity."

Title II requires state & local governments to maintain the accessible features of facilities in operable working conditions. Maintenance examples: sidewalks that are in disrepair; overgrown landscaping, street furniture, snow accumulation; broken elevator; work zone accessibility (if construction activity affects pedestrian facilities – must provide alternate route). These guidelines cover but are not limited to pedestrian access to sidewalks and streets, crosswalks, curbs ramps, pedestrian signals, and parking.

Title II also requires state and local governments to remove architectural and programmatic barriers that exclude qualified individuals with a disability. Upon request, these governments are to make reasonable modifications to their policies and programs to ensure that qualified individuals with disabilities have an equal opportunity to enjoy its programs and activities.

Individuals with disabilities may have limited agility, speed, endurance, vision, hearing, or may have unique processing information and decision-making skills. Considering these limitation, individuals with disabilities would benefit from:

- Clearly defined pathways with adequate and clear width
- Good sight lines for assessing street crossing conditions
- Firm level surfaces
- Curb ramps with limited cross slopes
- Accessible pedestrian signals
- Information both in visual non-visual formats
- Audible/vibrotactile crossing information
- Tactile indication of boundary between pedestrians and roadway
- High color contrasts in pathway designs and signage
- Uncomplicated street crossings and easy to understand symbols

ADA requires state and local governments to make accessible, any changes to a facility in the public right-of-way that affects, or could affect, access or use of the facility, including changes to structure, grade, or use of the facility to the maximum extent feasible. Examples: reconstruction, major rehabilitation, widening, functional and structural overlays, signal installation and upgrades.

INDOT is working closely with local, regional, and district entities in identifying and keeping inventory of facilities throughout the state that does not meet ADA requirements. INDOT has also training for critical staff that works with ADA compliancy. This include, but is not limited to various staff and contracted consultants responsible for transportation planning, engineering design, construction, maintenance, public hearings/involvement, and project management.

INDOT incorporates ADA requirements in the following activities:

- In the design and construction of all new transportation facilities and infrastructure projects

- During facility alterations such as: roadway surface projects to bring facilities identified as not meeting ADA requirements up to code
- Routine operational maintenance and construction zones

Please note: *Alterations to facilities must meet minimum design standards, unless technically infeasible to do so. INDOT is not required to take any action that would fundamentally alter the nature of its programs or services, or impose an undue financial or administrative burden*

INDOT has also formed an ADA Community Advisory Working Group, the duties of which include:

- Reviewing and providing specific input regarding INDOT's ADA Self-Evaluation and Transition Plan.
- Recommending means and methods for INDOT to increase the public involvement of persons with disabilities in transportation planning.
- Providing specific information, input and recommendations regarding community accessibility concerns as they relate to transportation projects and pedestrian facilities within INDOT's jurisdiction.
- Serving as a liaison between INDOT and the community.

For more information on ADA for transportation, please visit the INDOT ADA website at:

<http://www.in.gov/indot/3036.htm> or visit the US Department of Transportation ADA Citizens Services website: <http://www.dot.gov/accessibility>.

FUNDING PROGRAMS

The Statewide Transportation Improvement Program is dynamic. As projects are developed, their estimated costs, and times to completion can change. However, underlying any project is an overall strategy, or “program,” for which it was selected. Programs are multi-year plans for both the preservation and improvement of our transportation facilities. The long-range planning and programming process determines the level of investment for each transportation program. Historically, projects are first selected, then developed, and then built. The time to complete each project varies and depends greatly upon its size and complexity. As projects become ready to build or implement, funding is directed to the project for completion. Some projects are simpler than others, such as ride-share programs within transit programs. But most projects follow the historical process of Plan, Design and then Construct.

Below are the various transportation funding programs found in this document, along with a description of their purpose. For additional information regarding MAP 21 and Public Private Partnerships, please visit the web site at <http://www.fhwa.dot.gov/map21/> or http://www.fhwa.dot.gov/ipd/fact_sheets/p3.aspx.

MAP 21 FUNDING CATEGORIES

National Highway Performance Program (NHPP) Under MAP-21, the enhanced National Highway System (NHS) is composed of approximately 220,000 miles of rural and urban roads serving major population centers, international border crossings, intermodal transportation facilities, and major travel destinations. It includes the Interstate System, all principal arterials (including some not previously designated as part of the NHS) and border crossings on those routes, highways that provide motor vehicle access between the NHS and major intermodal transportation facilities, and the network of highways important to U.S. strategic defense (STRAHNET) and its connectors to major military installations.

The NHPP is authorized to support the condition and performance of the NHS, for the construction of new facilities on the NHS, and to ensure that investments of Federal-aid funds in highway construction are directed to support progress toward the achievement of performance targets established in an Asset Management plan of a State for the NHS.

Surface Transportation Program (STP)

MAP-21 continues the STP funding that may be used by States and localities for projects to preserve or improve conditions and performance on any Federal-aid highway, bridge projects on any public road, facilities for non- motorized transportation, transit capital projects and public bus terminals and facilities.

Most current STP eligibilities are continued, with some additions and clarifications. Activities of some programs that are no longer separately funded are incorporated, including transportation enhancements (replaced by “transportation alternatives” which encompasses many transportation enhancement activities and some new activities), recreational trails, ferry boats, truck parking facilities, and Appalachian Development Highway System projects (including local access roads). Explicit eligibilities are added for electric vehicle charging infrastructure added to existing or included in new fringe and corridor parking facilities, and projects and strategies that support

congestion pricing, including electronic toll collection and travel demand management strategies and programs.

Fifty percent of a State's STP funds are to be distributed to areas based on population (sub allocated), with the remainder to be used in any area of the State. Consultation with rural planning organizations, if any, is required. Also, a portion of its STP funds (equal to 15 percent of the State's FY 2009 Highway Bridge Program apportionment) is to be set aside for bridges not on Federal-aid highways (off-system bridges), unless the Secretary determines the State has insufficient needs to justify this amount. A special rule is provided to allow a portion of funds reserved for rural areas to be spent on rural minor collectors, unless the Secretary determines this authority is being used excessively.

Highway Safety Improvement Program (HSIP)

Safety throughout all transportation programs remains DOT's number one priority. MAP-21 continues the successful HSIP program.

The HSIP emphasizes a data-driven, strategic approach to improving highway safety on all public roads that focuses on performance. The foundation for this approach is a safety data system, which each State is required to have to identify key safety problems, establish their relative severity, and then adopt strategic and performance-based goals to maximize safety. Every State is required to develop a Strategic Highway Safety Plan (SHSP) that lays out strategies to address these key safety problems. Every State now has an SHSP in place, and MAP-21 ensures ongoing progress toward achieving safety targets by requiring regular plan updates and defining a clear linkage between behavioral (NHTSA funded) State safety programs and the SHSP. A State that fails to have an approved updated plan will not be eligible to receive additional obligation limitation during the overall redistribution of unused obligation limitation that takes place during the last part of the fiscal year. The SHSP remains a statewide coordinated plan developed in cooperation with a broad range of multidisciplinary stakeholders.

While safety is a core value that is common to the development of all transportation programs, the HSIP specifically addresses the greatest traffic safety risks on public roads. The Indiana Strategic Highway Safety Plan (SHSP) uses data analysis to identify key safety problems and guides selection of strategies to address those problems through infrastructure projects contained in the HSIP.

For more information please check out the website: <http://www.in.gov/indot/2357.htm>.

Congestion Mitigation and Air Quality Improvement Program (CMAQ)

The CMAQ program, continued in MAP-21, provides a flexible funding source to State and local governments for transportation projects and programs to help meet the requirements of the Clean Air Act. Funding is available to reduce congestion and improve air quality for areas that do not meet the National Ambient Air Quality Standards for ozone, carbon monoxide, or particulate matter (nonattainment areas) as well as former nonattainment areas that are now in compliance (maintenance areas). States with no nonattainment or maintenance areas may use their CMAQ funds for any CMAQ- or STP-eligible project.

Under MAP-21, a State with PM 2.5 (fine particulate matter) areas must use a portion of its funds to address PM 2.5 emissions in such areas; eligible projects to mitigate PM 2.5 include diesel retrofits. Highlighted CMAQ eligibilities include transit operating assistance and facilities serving

electric or natural gas-fueled vehicles (except where this conflicts with prohibition on rest area commercialization).

Transportation Alternatives (TA) MAP-21 establishes a new program to provide for a variety of alternative transportation projects that were previously eligible activities under separately funded programs. This program is funded at a level equal to two percent of the total of all MAP-21 authorized Federal-aid highway and highway research funds, with the amount for each State set aside from the State's formula apportionments. Unless a State opts out, it must use a specified portion of its TA funds for recreational trails projects. Eligible activities include:

- Transportation alternatives (new definition incorporates many transportation enhancement activities and several new activities)
- Recreational trails program (program remains unchanged)
- Safe routes to schools program
- Planning, designing, or constructing roadways within the right-of way of former Interstate routes or other divided highways.

Fifty percent of TA funds are distributed to areas based on population (sub allocated), similar to the STP. States and MPOs for urbanized areas with more than 200,000 people will conduct a competitive application process for use of the sub allocated funds; eligible applicants include tribal governments, local governments, transit agencies, and school districts. Options are included to allow States flexibility in use of these funds.

Federal Lands Highway Program MAP-21 continues to acknowledge the importance of access to federal and tribal lands. Recognizing the need for all public Federal and tribal transportation facilities to be treated under uniform policies similar to the policies that apply to Federal-aid highways and other public transportation facilities, MAP-21 creates a unified program for Federal lands transportation facilities, Federal lands access transportation facilities, and tribal transportation facilities.

Emergency Relief The Emergency Relief (ER) program assists Federal, State, tribal and local governments with the expense of repairing serious damage to Federal-aid, tribal, and Federal Lands highways resulting from natural disasters or catastrophic failures.

District Maintenance Program

This program includes projects scheduled for routine and preventative maintenance for the existing roadway system under INDOT jurisdiction. Some examples that would fall under this category would be: roadside mowing, herbicide treatment and wedge and level.

Statewide Transit Administration & Improvements Program

The INDOT Office of Transit (OT) provides financial and technical assistance to transit systems throughout the state. The OT works closely with local communities on the funding of transit systems. Federal Aid is matched with state funds for operating subsidies, planning purposes and capital assistance. The state funds include the Public Mass Transportation Fund, Commuter Rail Service Fund and the Electric Rail Service Fund. The Federal Funds include the Section 5307, Section 5309, Section 5310, Section 5311, Section 5337 and Section 5339 Programs.

Federal Transit Administration Programs

Section 5307 – Urbanized Area Formula - This program provides grants to Urbanized Areas (UZA) for public transportation capital, planning, job access and reverse commute projects, as well as operating expenses in certain circumstances.

Section 5309 – Fixed Guideway Capital Investment - Provides grants for new and expanded rail, bus rapid transit, and ferry systems that reflect local priorities to improve transportation options in key corridors.

Section 5310 – Enhanced Mobility of Seniors and Individuals with Disabilities - This program is intended to enhance mobility for seniors and persons with disabilities by providing funds for programs to serve the special needs of transit-dependent populations beyond traditional public transportation services and Americans with Disabilities Act (ADA) complementary paratransit services.

Section 5311 – Formula Grants for Rural Areas - This program provides capital, planning, and operating assistance to states to support public transportation in rural areas with populations less than 50,000.

Section 5337 – State of Good Repair - A new formula-based State of Good Repair program dedicated to repairing and upgrading the nation's rail transit systems along with high-intensity motor bus systems that use high-occupancy vehicle lanes, including bus rapid transit (BRT).

Section 5339 – Bus and Bus Facilities - Provides capital funding to replace, rehabilitate and purchase buses and related equipment and to construct bus-related facilities.

Department of Natural Resources & Institutions Program

Annually, INDOT provides \$5 million in state resources to the Department of Natural Resources and other state institutions for maintenance work. The projects are selected by DNR and/or identified to the districts that prepare the projects for construction

Recreational Trails Program

The Recreational Trails Program (RTP) is a financial assistance program for the acquisition and/or development of motorized and non-motorized recreational trails projects. Eligible applicants include all units of government and 501(c) (3) non-profit organizations. RTP is a matching grant program (80% federal/20% match) administered by the Indiana Department of Natural Resources. Funds for the program were made available from TEA-21. Grant rounds are offered annually with applications due by May 1.

APPENDIX A

FINANCIAL CONSTRAINT

Financial constraint is a requirement for the STIP. INDOT constrains State selected projects financially using the STIP document; and in metropolitan areas the TIP documents include projects selected and funded by the MPO. The STIP then incorporates those projects selected and funded by MPOs by reference, and without modification.

	ALL STATE PROJECTS	LOCAL PROJECTS FUNDED THRU STATEWIDE LOCAL PROGRAMS	MPO SELECTED PROJECTS
Statewide Transportation Improvement Program (STIP)	All State projects and their associated funding are in the STIP.	All State selected local projects and their associated funding (i.e. GROUP III, GROUP IV, , etc.) are in the STIP.	MPO selected projects and their funding are not shown in the STIP.
Transportation Improvement Programs (TIP)	Only State projects located within the metropolitan planning area are listed in the TIP. Funding shown is consistent with the STIP.	All State selected Local Projects (GROUP III, GROUP IV, etc.) located within the metropolitan planning area are listed in the TIP. Funding shown is consistent with the STIP.	All MPO Selected Projects including the funding is shown in the TIP.
Financial Constraint Demonstration	Financial Constraint for State projects is documented in the STIP. State projects are then repeated in a TIP when they are located within a MPO's planning area boundary.	Constraint for all State-selected local projects funded thru statewide local programs is also constrained using the STIP. The projects are then repeated in a TIP when they are located within a MPO's planning area boundary.	Constraint for projects funded by MPOs is documented in the TIP. Projects funded by other

EXAMPLES:

- An interstate project funded by INDOT and located within the Louisville MPO planning area would be specifically listed with its funding in the STIP document. Fiscal constraint would be based upon the STIP. The project would then be repeated in the Louisville TIP.

- A local bridge project funded by INDOT and located within the Indianapolis MPO planning area would be specifically listed with its funding in the STIP document. Fiscal constraint would be based upon the STIP. The project would then be repeated in the Indianapolis TIP. A local bridge project select by and funded by the Fort Wayne MPO within its planning area would be specifically listed with its funding in its TIP document. Fiscal constraint would be based upon the TIP.

State and Federal Resources

State and Federal Resources are based upon historical trends and in the case of Federal Resources, if Congress has passed a Highway Act. This STIP document includes resources from a passed Highway Act. However, that Act expired in Federal Fiscal Year 2014 (September 30, 2014). Federal Funds have continued under Continuing Resolutions at the same funding levels described in MAP 21.

State Highway Funds are from fuel taxes (gasoline, gasohol and diesel) and Vehicle Fees (registration, title and license fees). The revenue is based upon historical trends used for this STIP period. INDOT has experienced a drop in our State Highway Funds due to less fuel consumption, particularly cars and trucks using gasoline. More fuel efficient vehicles burn less fuel thus less consumption and less tax collected

Federal-aid FHWA Funds both for the State (INDOT) and Locals are based upon Congress passing a Highway Act. The current Highway Act, MAP 21, was passed July 6, 2012. This is only a two year Highway Act expiring on September 30, 2014. For 2015 Continuing Resolutions were passed authorizing funding. FY 2016 – 2019, are estimated based upon funding levels from MAP 21. Should Congress pass a new Highway Act, funding levels would need to be adjusted to reflect stated appropriations in the Act. The Federal Resources for both State and Local are based upon our best estimates utilizing 2014 federal resources. The Local Federal-aid funds are equal to 25% of INDOT federal apportionments which historically have been made available to Local Public Agencies and Metropolitan Planning Organizations (MPO) for eligible Federal-aid routes and bridges.

State Highway Road Construction funds are from Legislation the General Assembly passed a number years ago raising the Gas Tax a total of Two Cents (.02) allowing the State, through the Indiana Finance Authority to sell Bonds. The proceeds of those Bonds were provided to INDOT for Transportation projects.

Crossroads Fund is also from Legislation the General Assembly did a number of years ago raising Vehicle license fees in order to do additional bonding for INDOT's projects.

Toll Road Lease Proceeds are from Governor Daniel's request of the General Assembly in 2006 to authorize the Lease of the Indiana Toll Road for 75 years. The State received \$3.8 Billion up front from that Lease. Any amounts shown are the remaining proceeds from the Lease including any estimated interest that INDOT may receive from interest earned in the Next Generation Trust fund established by setting \$500MM from the Toll Road Lease proceeds in this fund.

Local Highway Funds are funds Local Public Agencies are required to provide to INDOT for the "match" to the Federal-aid FHWA funds provided by INDOT for construction on eligible Federal-aid routes. INDOT lets the Contract.

USES

Operating Budget are the funds utilized to operate the Agency including salaries, buildings and grounds, equipment, planning and research and the maintenance work program (salt, aggregates our maintenance staff use on our roads and small contracts such as mowing, patching and guardrail repairs).

Debt Service is the repayment of principal and interest for the Bonds. All Bonds will be paid off in 2029.

STIP FINANCIAL SUMMARY FOR 2016 thru 2019

TOTAL RESOURCES:

	Estimated FY2016	Estimated FY2017	Estimated FY2018	Estimated FY2019
State Federal-aid FHWA funds	\$ 717,000,000	\$ 697,000,000	\$ 697,000,000	\$ 697,000,000
Earmarks State	\$ -	\$ 663,752	\$ 2,496,142	\$ 169,281
Local Federal-aid FHWA funds	\$ 209,006,675	\$ 209,006,675	\$ 209,006,675	\$ 209,006,675
Local Federal-aid FHWA Earmarks	\$ 17,399,949	\$ 4,849,160	\$ 1,063,641	\$ -
Subtotal of Federal-aid FHWA funds =	\$ 943,406,624	\$ 911,519,587	\$ 909,566,458	\$ 906,175,956
Subtotal of Federal-aid FTA funds =	\$ 17,486,148	\$ 17,486,148	\$ 17,486,148	\$ 17,486,148
State Highway Funds	\$ 616,900,000	\$ 608,300,000	\$ 605,000,000	\$ 602,500,000
State Highway Road Construction	\$ 58,900,000	\$ 57,200,000	\$ 56,200,000	\$ 55,200,000
Crossroads Fund	\$ 33,500,000	\$ 37,400,000	\$ 3,750,000	\$ 37,600,000
Major Moves 2020 Funds	\$ 87,100,000	\$ -	\$ -	\$ -
Toll Road Lease Proceeds	\$ 129,500,000	\$ 10,000,000	\$ 35,000,000	\$ -
Subtotal of State funds =	\$ 925,900,000	\$ 712,900,000	\$ 699,950,000	\$ 695,300,000
Subtotal of Local Highway funds =	\$ 56,601,656	\$ 53,463,959	\$ 52,517,579	\$ 52,251,669

Total of All Available Resources \$ 1,943,394,428 \$ 1,695,369,694 \$ 1,679,520,185 \$ 1,671,213,773

TOTAL USES:

Local Programs

Local MPO and non-MPO projects	\$ 283,008,280	\$ 267,319,794	\$ 262,587,895	\$ 261,258,344
Rural FTA programs	\$ 17,486,148	\$ 17,486,148	\$ 17,486,148	\$ 17,486,148
Subtotal of Local Uses =	\$ 300,494,428	\$ 284,805,942	\$ 280,074,043	\$ 278,744,492

INDOT Programs & Special Projects	Estimated 2016	Estimated 2017	Estimated 2018	Estimated 2019
Preservation & Expansion projects	\$ 835,729,849.00	\$ 675,093,211.00	\$ 650,152,226.00	\$ 539,298,065.00
Ohio River Bridges (ORB) (1)	\$ 86,025,000.00	\$ 80,245,000.00	\$ 1,000,000.00	\$ 1,000,000.00
I-69 Section 5 (2)	\$ 55,700,000.00	\$ 36,770,000.00	\$ 23,125,000.00	\$ 23,678,000.00
I-69 Section 6	\$ 2,485,000.00	\$ 4,695,000.00	\$ 4,600,000.00	\$ 1,700,000.00
Illiana Corridor	\$ 29,201,000.00	\$ 26,394,000.00	\$ 10,750,000.00	\$ 56,800,000.00
Operating Budget	\$ 407,906,822	\$ 411,366,195	\$ 415,366,195	\$ 419,366,195
Debt Service	\$ 100,979,907	\$ 101,915,091	\$ 101,200,000	\$ 101,900,000
Subtotal of INDOT Uses =	\$ 1,518,027,578	\$ 1,336,478,497	\$ 1,206,193,421	\$ 1,143,742,260

Costs yet to be identified from future needs and illustrative information	\$ 124,872,422	\$ 74,085,255	\$ 193,252,721	\$ 248,727,021
---	----------------	---------------	----------------	----------------

Total of All Uses \$ 1,943,394,428 \$ 1,695,369,694 \$ 1,679,520,185 \$ 1,671,213,773

All costs are estimated and shown in year of expenditure amounts.

(1) Source for 2016 and 2017: Table 4-1 of ORB Financial Plan Annual Update, September, 2014. Value for 2017 is net of \$162 million TIFIA loan that was awarded by FHWA to Indiana Finance Authority in March, 2015.

(2) Source for 2016 and 2017: Table 4-1-2014 FPU of I-69 Section 5 Financial Plan 2014 Update, February, 2015. Values are net of Developer costs. INDOT share shown in the table below.

Updatd: June 30, 2015

OPERATIONS AND MAINTENANCE COSTS

Resources for operations and maintenance costs for the existing transportation system are required to be provided for, as part of developing the Statewide Transportation Improvement Program. The Indiana Department of Transportation provides for these expenses through separate budgets for operations and maintenance activities, which are approved by the Indian State Legislature.

For the state fiscal years 2016-2017, the Indiana Legislature approved the following budgets for the department:

HIGHWAY OPERATING

State Highway Fund (IC 8-23-9-54)

Personal Services	\$ 225,000,000	\$ 225,000,000
Other Operating Expense	\$ 30,254,682	\$ 30,254,682

HIGHWAY VEHICLE AND ROAD MAINTENANCE EQUIPMENT

State Highway Fund (IC 8-23-9-54)

Other Operating Expense	\$ 16,781,000	\$ 16,781,000
-------------------------	---------------	---------------

The above appropriations for highway operating and highway vehicle and road maintenance equipment may be used for personal services, equipment, and other operating expense, including the cost of transportation for the governor.

HIGHWAY MAINTENANCE WORK PROGRAM

State Highway Fund (IC 8-23-9-54)

Other Operating Expense	85,950,000	88,400,000
-------------------------	------------	------------

The above appropriations for the highway maintenance work program may be used for:

- (1) materials for patching roadways and shoulders;
- (2) repairing and painting bridges;
- (3) installing signs and signals and painting roadways for traffic control;
- (4) mowing, herbicide application, and brush control;
- (5) drainage control;
- (6) maintenance of rest areas, public roads on properties of the department of natural resources, and driveways on the premises of all state facilities;
- (7) materials for snow and ice removal;
- (8) utility costs for roadway lighting; and
- (9) other special maintenance and support activities consistent with the highway maintenance work program.

PUBLIC MASS TRANSPORTATION

Total Operating Expense	\$ 43,000,000	\$ 44,000,000
-------------------------	---------------	---------------

**State/Local Sharing of Federal Formula Apportionments
2015 Federal Fiscal Year**

Last Updated - 10/03/2014

	<u>Total Apportionment</u>	<u>INDOT</u>	<u>LOCAL</u>
NHPP Program	\$506,652,867	\$506,652,867	
NHPP Regular	\$492,022,300	\$492,022,300	
NHPP Exempt	\$14,630,567	\$14,630,567	
STP Program	\$242,844,082	\$91,880,178	\$150,963,904
All STP Areas	\$229,940,809	\$91,880,178	\$138,060,631
STP Off-System Bridge	\$12,903,273		\$12,903,273
HSIP Program	\$50,974,091	\$33,642,900	\$17,331,191
HSIP Regular	\$47,460,801	\$31,324,129	\$16,136,672
High Risk Rural Roads	\$3,513,290	\$2,318,771	\$1,194,519
Rail/Highway Crossings	\$7,372,184		\$7,372,184
Hazard Elimination	\$3,686,092		\$3,686,092
Protective Devices	\$3,686,092		\$3,686,092
CMAQ	\$44,970,925	\$22,702,664	\$22,268,261
CMAQ Regular	\$37,639,119	\$15,370,858	\$22,268,261
CMAQ PM 2.5 Reduction Projects	\$7,331,806	\$7,331,806	
Metropolitan Planning	\$4,948,073		
75% State Planning	\$13,608,357		
25% RD&TT	\$4,536,119		
Recreational Trails	\$1,201,709		
Regular	\$1,189,692		
RTP 1% Administration	\$12,017		
Transportation Alternatives	\$21,255,435		\$21,255,435
TAP Any Area	\$10,627,718		\$10,627,718
TAP Areas > 200,000	\$4,890,325		\$4,890,325
TAP Areas < 200,000	\$2,605,532		\$2,605,532
TAP Areas < 5,000	\$3,131,860		\$3,131,860
Section 164 Penalties	\$20,169,954	\$15,127,466	\$5,042,489
Redistribution of Authority	\$2,694,320	\$2,694,320	
TOTAL Formula Apportionments	\$921,228,116		
Less: Planning & Rec. Trails	\$24,294,258		
Total To Split	\$896,933,858	\$672,700,394	\$224,233,464
% Share		75.00%	25.00%
FY 2014 Formula Apportionments	\$921,228,116		
% Change from FY 2014	0%		
Spending Authority	99.5407%	\$669,610,681	\$223,203,560

3/19/2015

Estimated FHWA
 Apportionments for Fiscal Years 2016-2019
 Estimates are flat lined from FY 2015

	2016	2017	2018	2019
NHPP Program	\$506,652,867	\$506,652,867	\$506,652,867	\$506,652,867
All STP Areas	\$229,940,809	\$229,940,809	\$229,940,809	\$229,940,809
STIP Areas > 200,00	\$56,740,295	\$56,740,295	\$56,740,295	\$56,740,295
STIP Areas < 200,00	\$30,230,846	\$30,230,846	\$30,230,846	\$30,230,846
STIP Areas < 5,000	\$36,337,590	\$36,337,590	\$36,337,590	\$36,337,590
STP Off-System Bridge	\$12,903,273	\$12,903,273	\$12,903,273	\$12,903,273
STP Program	\$242,844,082	\$242,844,082	\$242,844,082	\$242,844,082
HSIP Program	\$50,974,091	\$50,974,091	\$50,974,091	\$50,974,091
Rail/Highway Crossings	\$7,372,184	\$7,372,184	\$7,372,184	\$7,372,184
CMAQ	\$44,970,925	\$44,970,925	\$44,970,925	\$44,970,925
Metropolitan	\$4,948,073	\$4,948,073	\$4,948,073	\$4,948,073
75% State Planning	\$13,608,357	\$13,608,357	\$13,608,357	\$13,608,357
25% RD&TT	\$4,536,119	\$4,536,119	\$4,536,119	\$4,536,119
Recreational Trails	\$1,201,709	\$1,201,709	\$1,201,709	\$1,201,709
TAP Any Area	\$10,627,718	\$10,627,718	\$10,627,718	\$10,627,718
TAP Areas > 200,000	\$4,890,325	\$4,890,325	\$4,890,325	\$4,890,325
TAP Areas < 200,000	\$2,605,532	\$2,605,532	\$2,605,532	\$2,605,532
TAP Areas < 5,000	\$3,131,860	\$3,131,860	\$3,131,860	\$3,131,860
Transportation Alternatives	\$21,255,435	\$21,255,435	\$21,255,435	\$21,255,435
Redistribution of Authority	\$2,694,320	\$2,694,320	\$2,694,320	\$2,694,320
TOTAL Formula Apportionments	\$921,228,116	\$921,228,116	\$921,228,116	\$921,228,116

The financial apportionment page does not include State Federal-aid FHWA earmarks.

Updated: June 26, 2015

Source: INDOT Project Accounting

2015 Local Share of Federal Formula Apportionments

Last Updated- 05107/2015

						Change From 2014 1.6897%	Spending Authority 99.5483%
Group I	STP	Safety	CMAQ	TA	Section 164 Penalty	FY 15 Target	FY 15 Spending Authority
Indianapolis	\$28,147,401	\$5,404,470	\$7,819,660	\$2,438,160	\$1,572,424	\$45,382,115	\$45,177,124
Fort Wayne	\$5,551,237	\$1,139,010	\$2,028,941	\$513,850	\$331,394	\$9,564,432	\$9,521,229
Louisville	\$2,367,872	\$509,316	\$1,021,653	\$229,772	\$148,185	\$4,276,798	\$4,257,480
South Bend	\$4,235,696	\$878,786	\$1,612,674	\$396,454	\$255,682	\$7,379,292	\$7,345,960
Northwest	\$10,892,525	\$2,141,801	\$3,361,281	\$966,247	\$623,154	\$17,985,008	\$17,903,770
Evansville	\$3,480,742	\$729,450	\$1,373,790	\$329,082	\$212,233	\$6,125,297	\$6,097,629
Cincinnati	\$198,084	\$37,150	\$49,155	\$16,760	\$10,809	\$311,958	\$310,549
TOTAL GROUP I	\$54,873,558	\$10,839,983	\$17,267,153	\$4,890,325	\$3,153,881	\$91,024,900	\$90,613,741
Group II	STP	Safety	CMAQ	TA	Section 164 Penalty	FY 15 Target	FY 15 Spending Authority
Anderson	\$1,430,815	\$320,214	\$719,156	\$125,528	\$93,166	\$2,688,879	\$2,676,733
Bloomington	\$2,650,648	\$394,783		\$154,760	\$114,862	\$3,315,053	\$3,300,079
Elkhart/Goshen	\$2,458,567	\$521,160	\$1,040,600	\$204,302	\$151,631	\$4,376,259	\$4,356,491
Kokomo	\$1,516,906	\$225,926		\$88,566	\$65,733	\$1,897,131	\$1,888,562
Lafayette	\$3,603,696	\$536,729		\$210,405	\$156,161	\$4,506,991	\$4,486,633
Muncie	\$1,476,289	\$329,104	\$733,378	\$129,013	\$95,752	\$2,763,536	\$2,751,053
Terre Haute	\$1,516,464	\$336,959	\$745,944	\$132,092	\$98,038	\$2,829,497	\$2,816,716
Columbus	\$1,340,070	\$199,588		\$78,241	\$58,070	\$1,675,969	\$1,668,399
Michigan City	\$1,019,990	\$239,889	\$590,665	\$94,039	\$69,795	\$2,014,378	\$2,005,279
TOTAL GROUP II	\$17,013,445	\$3,104,352	\$3,829,743	\$1,216,946	\$903,208	\$26,067,693	\$25,949,945
TOTAL RURAL	\$42,582,141	\$3,386,856	\$1,171,366	\$4,520,446	\$985,400	\$52,646,209	\$52,408,406
SUB TOTAL	\$114,469,144	\$17,331,191	\$22,268,261	\$10,627,717	\$5,042,489	\$169,738,802	\$168,972,092
STP (DISCRETIONARY)						\$27,483,088	\$27,358,947
RAIL/HIGHWAY CROSSINGS						\$7,372,184	\$7,338,884
TRANSPORTATION ALTERNATIVES (FLEX AREAS)						\$10,627,718	\$10,579,713
STP OFF-SYSTEM BRIDGES						\$12,903,273	\$12,844,989
GRAND TOTAL						\$228,125,065	\$227,094,625

5/7/2015

The Louisville-Southern Indiana Ohio River Bridges Project

The information used to depict the Louisville-Southern Indiana Ohio River Bridges (LSIORB) project in the metropolitan Transportation Improvement Program (TIP) comes from the latest update to the Major Project Financial Plan, approved by the FHWA in January, 2015. Because of the scope and significance of the LSIORB project, the FHWA requires the project sponsors (the Commonwealth of Kentucky and the State of Indiana) to submit annual finance plan updates to show how the project will be financed through construction. The annual updates demonstrate the shared commitments to complete this major project.

The next finance plan update is expected to be submitted to the FHWA in September, 2015. Once it is approved, it will serve to not only inform the metropolitan area about the status of the project but also to provide funding information that will be reflected in the TIP through amendment or modification as appropriate.

The LSIORB project and construction phases are currently being advanced. More detailed project information, including the Financial Plan and updates, can be found at the LSIORB project web site at <http://kyinbridges.com/library/documents/>.

I-69 Section 5 Project

The information used to depict the I-69 Section 5 project in the Bloomington/Monroe County Metropolitan Planning Area (BMCMP) Transportation Improvement Program (TIP) comes from the latest Major Project Financial Plan, approved by the INDOT in April, 2015. Because of the scope and significance of the I-69 Section 5 project, the FHWA requires the project sponsors (the State of Indiana) to submit annual finance plan updates to show how the project will be financed through construction. The annual updates demonstrate the shared commitments to complete this major project.

The next finance plan update is expected to be submitted to the FHWA in February, 2016. Once it is approved, it will serve to not only inform the metropolitan area about the status of the project but also to provide funding information that will be reflected in the TIP through amendment or modification as appropriate.

The I-69 Section 5 project and construction phases are currently being advanced. More detailed project information can be found at the I-69 Section 5 project web site at <http://www.in.gov/indot/projects/i69/2355.htm>.

I-69 Section 6 Project

Background: I-69 Section 6 is intended to connect I-69 Section 5 in Martinsville to I-465 in Indianapolis. A portion of the project is located within the Indianapolis Metropolitan Planning Area.

Status: The Tier 2 environmental study, required under the National Environmental Policy Act, for I-69 Section 6 resumed in October 2014. The final Environmental Impact Statement/Record of Decision are expected to be submitted to the Federal Highway Administration 1st quarter 2018.

Project Cost: Below is the estimated cost for preliminary design for I-69 Section 6 both inside and outside of the planning areas for 2016-2019. Funding for right-of-way and construction of the project has not yet been identified.

I-69 Section 6	Funding Category	FY16	FY17	FY18	FY19
Preliminary Engineering	NHS/NHPP	\$ 2,485,000	\$ 4,695,000	\$ 4,600,000	\$ 1,700,000

The I-69 Section 6 project design phase is currently being advanced. More detailed project information can be found at the I-69 Section 6 project web site at <http://www.in.gov/indot/projects/i69/2346.htm>.

Illiana Corridor Project

Background: The Illiana Corridor is a proposed new east-west transportation corridor between Illinois and Indiana, approximately 23 to 39 miles south of Chicago’s metropolitan boundary. Included in the Project procurement is the I-65 added capacity project that will result in a six-lane interstate from SR 2 to US 30. Construction of the Illiana Corridor will improve transcontinental freight movement, provide an alternative for interstate truck traffic, relieve regional congestion, and improve safety on local roads in Will and Kankakee Counties in Illinois and Lake County in Indiana.

Status: The Tier 2 environmental study, required under the National Environmental Policy Act, has been completed and the final Record of Decision was received from the Federal Highway Administration in December, 2014.

Project Cost: Below is the estimated cost for the Illiana Corridor Project through state fiscal year 2019.

Indiana Project (\$YOE, M)	Through FY2015	FY2016	FY2017	FY2018	FY2019	Total
Construction	\$ -	\$ 8.2	\$ 19.3	\$ 10.0	\$ 56.1	\$ 93.6
Engineering	\$ 13.9	\$ 5.7	\$ 4.5	\$ -	\$ -	\$ 24.1
ROW	\$ 1.1	\$ 14.5	\$ 1.8	\$ -	\$ -	\$ 17.5
NEPA	\$ 12.7	\$ 0.8	\$ 0.8	\$ 0.8	\$ 0.8	\$ 15.7
Total Indiana Project Costs	\$ 27.7	\$ 29.2	\$ 26.4	\$ 10.8	\$ 56.8	\$ 150.8

The Illiana Corridor project construction phase is currently being advanced. More detailed project information can be found at the Illiana project web site at <http://in.gov/indot/projects/2495.htm>.

APPENDIX B



INDOT 2015 STIP Meetings

Fort Wayne District Public Meeting

The Indiana Department of Transportation (INDOT) will host a public open house at the Fort Wayne District Office (Sub District Building) on Tuesday, March 24, 2015, from 4:00 p.m. to 7:00 p.m. (local time) at 5333 Hatfield Road in Fort Wayne, Allen County. The purpose of the open house is to meet with community and transportation stakeholders regarding the Statewide Transportation Improvement Program (STIP). The STIP is a four-year planning document that lists all projects expected to be funded during those four years, including pavement and bridge facilities, and projects that address safety, congestion, mobility and emergency response. In addition, this document includes investment in various modes, including highways, transit, pedestrian trails, and bicycle facilities. During the open house, INDOT officials will be available to address questions and solicit input on a variety of topics including planning, project selection, multimodal, highway safety, economic opportunity, Local Public Agency, public involvement, district operations and other INDOT programs.

The public open house is an opportunity to meet with INDOT officials and program managers in an informal setting where discussion and conversation will be welcomed and appreciated. We encourage you to visit the Fort Wayne District open house anytime between 4:00 p.m. and 7:00 p.m. (local time) on Tuesday, March 24th.

In accordance with the "Americans with Disabilities Act", if you have disability for which the Indiana Department of Transportation would need to provide accommodations pertaining to the accessibility to program documents and in relation to participation at the meeting venue, please contact Rickie Clark, INDOT Office of Public Involvement at (317) 232-6601 rclark@indot.in.gov. Persons of Limited English Proficiency (LEP) requiring assistance pertaining to accessing project documents and participating at the meeting venue are encouraged to contact the INDOT Office of Public Involvement.

For more information, please contact the INDOT Fort Wayne District Customer Service Center at (866) 227-3555 NEinformation@indot.in.gov or the INDOT Office of Public Involvement at (317) 232-6601 rclark@indot.in.gov.

Vincennes District Public Meeting

The Indiana Department of Transportation (INDOT) will host a public open house at the Vincennes District Office (Sub District Building) on Tuesday, March 31, 2015 at 3650 South U.S. 41 in Vincennes, Knox County from 4:00 p.m. to 7:00 p.m. (local time). The purpose of the open house is to meet with community and transportation stakeholders regarding the Statewide Transportation Improvement Program (STIP). The STIP is a four-year planning document that

lists all projects expected to be funded during those four years, including pavement and bridge facilities, and projects that address safety, congestion, mobility and emergency response. In addition, this document includes investment in various modes, including highways, transit, pedestrian trails, and bicycle facilities. During the open house, INDOT officials will be available to address questions and solicit input on a variety of topics including planning, project selection, multimodal, highway safety, economic opportunity, Local Public Agency, public involvement, district operations and other INDOT programs.

The public open house is an opportunity to meet with INDOT officials and program managers in an informal setting where discussion and conversation will be welcomed and appreciated. We encourage you to visit the Vincennes District open house anytime between 4:00 p.m. and 7:00 p.m. (local time) on Tuesday, March 31st.

In accordance with the “Americans with Disabilities Act”, if you have disability for which the Indiana Department of Transportation would need to provide accommodations pertaining to the accessibility to program documents and in relation to participation at the meeting venue, please contact Rickie Clark, INDOT Office of Public Involvement at (317) 232-6601 rclark@indot.in.gov. Persons of Limited English Proficiency (LEP) requiring assistance pertaining to accessing project documents and participating at the meeting venue are encouraged to contact the INDOT Office of Public Involvement.

For more information, please contact the INDOT Vincennes District Customer Service Center at (800) 279-5758 swincommunications@indot.in.gov or the INDOT Office of Public Involvement at (317) 232-6601 rclark@indot.in.gov.

Seymour District Public Meeting

The Indiana Department of Transportation (INDOT) will host a public open house at the Seymour District Office on Tuesday, April 7th, 2015 at 185 Agrico Lane in Seymour, Jackson County from 4:00 p.m. to 7:00 p.m. (local time). The purpose of the open house is to meet with community and transportation stakeholders regarding the Statewide Transportation Improvement Program (STIP). The STIP is a four-year planning document that lists all projects expected to be funded during those four years, including pavement and bridge facilities, and projects that address safety, congestion, mobility and emergency response. In addition, this document includes investment in various modes, including highways, transit, pedestrian trails, and bicycle facilities. During the open house, INDOT officials will be available to address questions and solicit input on a variety of topics including planning, project selection, multimodal, highway safety, economic opportunity, Local Public Agency, public involvement, district operations and other INDOT programs.

The public open house is an opportunity to meet with INDOT officials and program managers in an informal setting where discussion and conversation will be welcomed and appreciated. We encourage you to visit the Seymour District open house anytime between 4:00 p.m. and 7:00 p.m. (local time) on Tuesday, April 7th.

In accordance with the “Americans with Disabilities Act”, if you have disability for which the Indiana Department of Transportation would need to provide accommodations pertaining to the accessibility to program documents and in relation to participation at the meeting venue, please contact Rickie Clark, INDOT Office of Public Involvement at (317) 232-6601 rclark@indot.in.gov. Persons of Limited English Proficiency (LEP) requiring assistance pertaining to accessing project documents and participating at the meeting venue are encouraged to contact the INDOT Office of Public Involvement.

For more information, please contact the INDOT Seymour District Customer Service Center at (877) 305-7611 secommunications@indot.in.gov or the INDOT Office of Public Involvement at (317) 232-6601 rclark@indot.in.gov.

LaPorte District Public Meeting

The Indiana Department of Transportation (INDOT) will host a public open house at the LaPorte District Office on Thursday, April 9th, 2015 at 315 East Boyd Boulevard in LaPorte from 3:00 p.m. to 6:00 p.m. (local time). The purpose of the open house is to meet with community and transportation stakeholders regarding the Statewide Transportation Improvement Program (STIP). The STIP is a four-year planning document that lists all projects expected to be funded during those four years, including pavement and bridge facilities, and projects that address safety, congestion, mobility and emergency response. In addition, this document includes investment in various modes, including highways, transit, pedestrian trails, and bicycle facilities. During the open house, INDOT officials will be available to address questions and solicit input on a variety of topics including planning, project selection, multimodal, highway safety, economic opportunity, Local Public Agency, public involvement, district operations and other INDOT programs.

The public open house is an opportunity to meet with INDOT officials and program managers in an informal setting where discussion and conversation will be welcomed and appreciated. We encourage you to visit the LaPorte District open house anytime between 3:00 p.m. and 6:00 p.m. (local time) on Thursday, April 9th.

In accordance with the “Americans with Disabilities Act”, if you have disability for which the Indiana Department of Transportation would need to provide accommodations pertaining to the accessibility to program documents and in relation to participation at the meeting venue, please contact Rickie Clark, INDOT Office of Public Involvement at (317) 232-6601 rclark@indot.in.gov. Persons of Limited English Proficiency (LEP) requiring assistance pertaining to accessing project documents and participating at the meeting venue are encouraged to contact the INDOT Office of Public Involvement.

For more information, please contact the INDOT LaPorte District Customer Service Center at (855) 464-6368 LaPorteDistrictCommunications@indot.in.gov or the INDOT Office of Public Involvement (317) 232-6601 rclark@indot.in.gov.

Greenfield District Public Meeting

The Indiana Department of Transportation's (INDOT) Greenfield District will host a public open house on Tuesday, April 14, 2015 at the Traffic Management Center, 8620 East 21st Street in Indianapolis, Marion County from 4:00 p.m. to 7:00 p.m. (local time). The purpose of the open house is to meet with community and transportation stakeholders regarding the Statewide Transportation Improvement Program (STIP). The STIP is a four-year planning document that lists all projects expected to be funded during those four years, including pavement and bridge facilities, and projects that address safety, congestion, mobility and emergency response. In addition, this document includes investment in various modes, including highways, transit, pedestrian trails, and bicycle facilities. During the open house, INDOT officials will be available to address questions and solicit input on a variety of topics including planning, project selection, multimodal, highway safety, economic opportunity, Local Public Agency, public involvement, district operations and other INDOT programs.

The public open house is an opportunity to meet with INDOT officials and program managers in an informal setting where discussion and conversation will be welcomed and appreciated. We encourage you to visit the Greenfield District open house anytime between 4:00 p.m. and 7:00 p.m. (local time) on Tuesday, April 14th.

In accordance with the "Americans with Disabilities Act", if you have disability for which the Indiana Department of Transportation would need to provide accommodations pertaining to the accessibility to program documents and in relation to participation at the meeting venue, please contact Rickie Clark, INDOT Office of Public Involvement at (317) 232-6601 rclark@indot.in.gov. Persons of Limited English Proficiency (LEP) requiring assistance pertaining to accessing project documents and participating at the meeting venue are encouraged to contact the INDOT Office of Public Involvement.

For more information, please contact the INDOT Greenfield District Customer Service Center at (855) 463-6848 eastcentralin@indot.in.gov or the INDOT Office of Public Involvement at (317) 232-6601 rclark@indot.in.gov.

Crawfordsville District Public Meeting

The Indiana Department of Transportation's (INDOT) Crawfordsville District will host a public open house on Thursday, April 16th, 2015 at Ivy Tech (Crawfordsville) Campus, 2325 Phil Ward Blvd in Crawfordsville, Montgomery County from 4:00 p.m. to 7:00 p.m. (local time). The purpose of the open house is to meet with community and transportation stakeholders regarding the Statewide Transportation Improvement Program (STIP). The STIP is a four-year planning document that lists all projects expected to be funded during those four years, including pavement and bridge facilities, and projects that address safety, congestion, mobility and emergency response. In addition, this document includes investment in various modes, including highways, transit, pedestrian trails, and bicycle facilities. During the open house, INDOT officials will be available to address questions and solicit input on a variety of topics including

planning, project selection, multimodal, highway safety, economic opportunity, Local Public Agency, public involvement, district operations and other INDOT programs.

The public open house is an opportunity to meet with INDOT officials and program managers in an informal setting where discussion and conversation will be welcomed and appreciated. We encourage you to visit the Crawfordsville District open house anytime between 4:00 p.m. and 7:00 p.m. (local time) on Thursday, April 16th.

In accordance with the “Americans with Disabilities Act”, if you have disability for which the Indiana Department of Transportation would need to provide accommodations pertaining to the accessibility to program documents and in relation to participation at the meeting venue, please contact Rickie Clark, INDOT Office of Public Involvement at (317) 232-6601 rclark@indot.in.gov. Persons of Limited English Proficiency (LEP) requiring assistance pertaining to accessing project documents and participating at the meeting venue are encouraged to contact the INDOT Office of Public Involvement.

For more information, please contact the INDOT Crawfordsville District Customer Service Center at (888) 924-6368 westcentralindiana@indot.in.gov or the INDOT Office of Public Involvement at (317) 232-6601 rclark@indot.in.gov.



INDIANA DEPARTMENT OF TRANSPORTATION

News Release

FOR IMMEDIATE RELEASE

March 26, 2015

Input Sought on Four-Year Transportation Plan

INDOT Hosts Open House March 31 at Vincennes Sub-District Office

VINCENNES, Ind. – The Indiana Department of Transportation is hosting regional open houses around the state to collect input on its draft four-year transportation plan. INDOT needs the public's help in identifying projects and improvements that will enhance safety, mobility and economic growth while protecting the environment.

Open houses

INDOT invites the public to attend one of its remaining regional open houses listed below, which are all being held from 4 to 7 p.m. Eastern time.

- Southwest Indiana: Tuesday, March 31 at INDOT's Vincennes Sub-District Office, 3650 South U.S. Highway 41 in Vincennes
- Southeast Indiana: Tuesday, April 7 at INDOT's Seymour District Office, 185 Agrico Lane in Seymour
- Northwest Indiana: Thursday, April 9 at INDOT's LaPorte District Office, 315 East Boyd Blvd. in LaPorte
- East Central Indiana: Tuesday, April 14 at INDOT's Traffic Management Center, 8620 E. 21st St. in Indianapolis
- West Central Indiana: Thursday, April 16 at the Ivy Tech Crawfordsville Campus, 2325 Phil Ward Blvd. in Crawfordsville

The open houses are an opportunity to meet with INDOT staff in an informal setting where discussion and conversation will be welcomed and appreciated. During each open house, INDOT officials will be available to address questions and solicit input on a variety of programs including planning, project selection, multimodal, highway safety, economic opportunity, local projects, public involvement and district operations.

About the STIP

To use federal funds, a transportation project must be listed or amended into the statewide transportation improvement program.

INDOT's draft STIP lists all transportation projects considered regionally significant or planned for federal funds from July 2015 through June 2019. The document anticipates the funds available for various transportation modes, including highways, transit and trails.

-- more --

INDOT develops the STIP in cooperation with metropolitan planning organizations, which produce their own local transportation improvement programs. INDOT reviews and incorporates the metropolitan TIPs into the statewide document by reference.

Provide input

INDOT's Draft STIP is available for public review at the regional open houses and for download at www.in.gov/indot/3132.htm. The public may submit comments through:

1. The web comment form at www.in.gov/indot/3132.htm,
2. Email addressed to draftstip@indot.in.gov,
3. Postal mail addressed to Michael McNeil, INDOT STIP Director, 100 N. Senate Ave., IGCN 955, Indianapolis, IN 46204, or
4. Paper comment forms at one of the regional open houses.

INDOT respectfully requests that all comments be submitted or postmarked by Thursday, April 30. INDOT will then collate and respond to comments and questions on the record as part of the final STIP.

Special accommodations

In accordance with the Americans with Disabilities Act, INDOT can make special accommodations for persons needing auxiliary aids or services of interpreters, signers, readers, or large print. Please direct requests for accommodations to Rickie Clark, INDOT's Office of Public Involvement, at 317-232-6601 or rclark@indot.in.gov.

--30--

MEDIA CONTACTS:

Southwest Indiana: Will Wingfield, 317-233-4675 or wwingfield@indot.in.gov

Southeast and East Central Indiana: Harry Maginity, 317-468-3190 or hmaginity@indot.in.gov

Indianapolis and Hamilton County: Nathan Riggs, 317-467-3479 or nriggs@indot.in.gov

Northwest Indiana: Matt Deitchley, 219-325-7455 or mdeitchley@indot.in.gov

West Central Indiana: Debbie Calder, 765-361-5236 or dcalder@indot.in.gov

Northeast Indiana: Nichole Thomas, 260-969-8219 or nhachathomas@indot.in.gov



APPENDIX C

INDOT 2016-2019 STIP Public Comment

Comment From	Submitted Comments	INDOT Response	INDOT Action/Comment
Mr. Shawn H Strange I Fishers, IN	When is the interchange of I69 and I465 going to get fixed? I 465 needs added travel lanes from Allisonville Road to I 69 and from Shadeland to I69. The loop ramp from west bound 465 to NB I 65 stop traffic for hours every day and going from 4 to 3 lanes at Allisonville Road backs up traffic for hours every day. Its one of the biggest traffic backups in the state and I don't see it addressed.	INDOT will continue to work on addressing congested conditions and excessive travel times through multiple transportation improvement strategies focused on increasing the efficiency of the transportation system, added capacity at critical locations, managing travel demand and providing travel options.	INDOT will continue to monitor traffic operations at these locations in consideration for future project programming/selection activities.
James Klintstiver Harrison CO.	I am interested in two projects on ST. HWY 11 south of Elizabeth, IN. Pine Hill Dr, DES. No. 0300812 and Old DAM 43 Road, DES No. has been lost. At this Open House (Seymour, April 7, 2015) , I talked to Mike Holowaty, Office of Traffic Safety 317-232-5337.	At this time, neither project is listed in the INDOT production schedule.	no further action at this time
Mrs. Judith A Miller I Fishers, IN	The intersection of 126th and SR37 in Fishers desperately needs intervention. Concerns include: 1) northbound traffic on US37 driving on the shoulder to get to the right turn lane onto 126th St, 2) traffic back ups on 126th west of US37 (for those traveling east toward US37), and 3) backups on the flyover ramp from I69 to US37. This intersection needs major changes. Thank you.	INDOT will continue to work on addressing congested conditions and excessive travel times through multiple transportation improvement strategies focused on increasing the efficiency of the transportation system, added capacity at critical locations, managing travel demand and providing travel options.	INDOT will continue to monitor traffic operations at these locations in consideration for future project programming/selection activities.
Mrs. Judith A Miller I Fishers, IN	Really?!?!?! This form REQUIRES a name suffix and second line of address?	The STIP form has required fields.	Form on webpage http://www.in.gov/indot/3132.htm was modified.
Ms. Susan Mayes I Noblesville, Indiana	SR 32 going through "Old Town" Noblesville and the downtown area needs to be restricted for semi trucks. They need to be redirected starting at SR37 and SR32 down to either Pleasant Street for 146th St., then back up to SR32. The noise and traffic greatly interferes with living conditions and safety.	INDOT cannot restrict a particular class of vehicles from using a state maintained route unless there is a physical barrier that would prevent the vehicles from being able to maneuver along the route (i.e. bridge, weight limit, road width less than needed to accommodate vehicles, turn radii at required turning points not sufficient, etc). Typically when one or more of these restrictions exist INDOT is required to "officially" route traffic along state maintained routes since many local routes are not designed and built to handle the volume of larger trucks that the state maintained routes tend to carry. In a few instances, local truck routes can be allowed at the request of a Local Public Agency (LPA). However, the LPA would need to enter into an agreement with INDOT allowing a truck route to be routed along their streets/roads and agreeing to maintain the route in a condition that would not impede the flow of trucks.	INDOT will continue to monitor traffic operations at this location in consideration for future project programming/selection activities. Any future project consideration would involve minimizing impacts to residents and community stakeholders as much as possible.
Mr. Brendan C Flood I Indianapolis, IN	I have an area of concern on traffic flow and congestion. The first is where I465 and I70 meet on the east side. The volume of rush hour traffic from I465 to downtown is heavy and an extra lane is needed (5 lanes) from there to Keystone. The exit from SB I465 to WB I70 is often problematic as two lanes quickly merge in. Accidents are frequent at Emerson and Keystone exit areas on I70 WB.	INDOT will continue to work on addressing congested conditions and excessive travel times through multiple transportation improvement strategies focused on increasing the efficiency of the transportation system, added capacity at critical locations, manage travel demand and providing travel options.	INDOT will continue to monitor traffic operations at these locations in consideration for future project programming/selection activities.
Mr. Brendan C Flood I Indianapolis, IN	On I465 on the NW side of Indy as it merges with I865, I465 goes down to 2 lanes in each direction and creates massive headaches in rush hour. NB direction particularly bad as people frequently merge quickly and traffic backs up past the 86th St exit. I465 should be expanded to 3 lanes in the curves and fix exit to I865 to prevent last minute merges.	INDOT will continue to work on addressing congested conditions and excessive travel times through multiple transportation improvement strategies focused on increasing the efficiency of the transportation system, added capacity at critical locations, manage travel demand and providing travel options.	INDOT will continue to monitor traffic operations at these locations in consideration for future project programming/selection activities.

INDOT 2016-2019 STIP Public Comment

<p>Aleisa Hunter</p>	<p>When are you going to work on the I-69 North exits from I-465 South? It really needs to be totally reworked with some type of "fly-over" bridges installed. That area is a huge traffic jam every day and especially when there's going to be a concert at Klipsch. There's also a lot of congestion at Keystone Avenue going Southeast all the way to I-69 N.</p> <p>In the morning and evening there's major congestion on I-465 North from Pendleton Pike all the way to I-69N. There needs to be more lanes added.</p> <p>Thanks!</p>	<p>INDOT will continue to work on addressing congested conditions and excessive travel times through multiple transportation improvement strategies focused on increasing the efficiency of the transportation system, added capacity at critical locations, manage travel demand and providing travel options.</p>	<p>INDOT will continue to monitor traffic operations at these locations in consideration for future project programming/selection activities.</p>
<p>Mrs. Elizabeth A Flynn I Indianapolis, Indiana</p>	<p>Westfield Boulevard from Broad Ripple Avenue up to 75th Street is not only atrocious but dangerous. The ruts and pot holes along with the curving road is a horrible accident waiting to happen.</p> <p>Does indot have anything to do with the condition of that wall along Westfield on that same route (water company wall??). It is at best an eye sore and needs repair. PLEASE ADDRESS BOTH THE ROAD AND THE WALL</p>	<p>INDOT's Greenfield District Office will forward this comment to the city of Indianapolis for review and further evaluation as this road is outside of our jurisdiction. The city of Indianapolis Dept. of Public Works (317) 327-7837 should be contacted regarding construction and/or maintenance activities for this road.</p>	<p>Comment forwarded to city of Indianapolis for review and evaluation.</p>
<p>Nate Garrett</p>	<p>The I465/I65 interchange on the southside of Indianapolis still needs work. While improvements have been made to improve traffic flow, this interchange is still one of the most dangerous in the state.</p> <p>I have seen many accidents and "close-calls" from cars entering I465 on the median side of the roadway. I have seen an increase in "close-calls" since the latest improvements were completed on east bound I465 between I65 and Emerson Ave. I see a large number of cars merging onto I465 from the median side and then crossing four lanes of traffic to get to the Emerson Ave. exit ramp. This has always been dangerous, but has been made worse with the new auxiliary lane for the I65N to I465E ramp.</p>	<p>Operation Indy Commute is an INDOT initiative to strategically open up recurring commuting bottlenecks in the Indianapolis metropolitan area. Improvements were completed to improve traffic flow and reduce congestion at I-65 and I-465 on the southeast side of Indianapolis. Please visit the Operation Indy Commute webpage at: http://www.in.gov/indot/3072.htm to view listing of INDOT improvements in this area.</p>	<p>INDOT will continue to monitor traffic operations at these locations in consideration for future project programming/selection activities.</p>

INDOT 2016-2019 STIP Public Comment

<p>Julie King</p>	<p>I wanted to provide feedback as I may not be able to attend this evening's meeting.</p> <p>Would you PLEASE consider repairing our EXISTING roads before planning anything new? It has been two years of harsh winters, with minimal "band-aid" solutions in fixing DANGEROUS potholes on our streets and highways. Indiana roads are in terrible condition - crumbling and deteriorating more and more every day.</p> <p>In the course of my daily commute from North Indy I travel roads including Spring Mill, Kessler, Illinois, 30th Street and I-65 South, and every single road needs considerable work - and every single road has potholes large enough to swallow a car tire. I see near-miss accidents EVERY SINGLE DAY - drivers trying to avoid potholes.</p> <p>If I have contacted the wrong department to address these issues, will you please let me know the correct venue to express my concerns?</p> <p>Thank you.</p>	<p>INDOT has enhanced its preservation and maintenance activities to meet one of its primary agency goals which is "to take care of what we have" by implementing a plan that maintains steady improvement in pavement and bridge quality. A heightened focus on preserving existing transportation assets also represents the best use of taxpayer dollars. Additional information regarding INDOT's Preservation Initiative may be found by visiting http://www.in.gov/indot/3371.htm.</p>	<p>INDOT plans to spend more than \$3.2 billion for bridge and roadway preservation work between 2015 and 2019. This represents a 62% increase in road and bridge preservation funding from 2010 to 2014 amounts. INDOT will share comments with the city of Indianapolis pertaining issues involving local streets.</p>
<p>Mrs. Cheryl I Evans I Indianapolis, Indiana</p>	<p>Hello, I would like to see more sidewalks/bike lanes I my area. We have nowhere to walk or ride except on the street and the traffic has gotten heavy over the years and it is terrifying to try and do so.</p> <p>Also, Ferguson Road between Hanna and Thompson Roads needs paved something terrible.</p> <p>Thank You</p>	<p>INDOT is integrating bicycling and pedestrian facilities into the transportation system as a means to improve the mobility and safety of non-motorized traffic. This includes complying with bicycling and the American with Disabilities Act (ADA), providing adequate bicycling space on roadways, and designing facilities with context sensitivity.</p>	<p>INDOT will continue to work with local and regional planning organizations in analyzing local plans, policies, and programs related to bicycle and pedestrian issues and ensure INDOT projects meets local goals and objectives. In addition, INDOT will consider local and regional complete streets initiatives in transportation capital improvements, and work with community stakeholders to ensure transportation infrastructure improvements minimize impacts to bicycle and pedestrian connectivity, as much as possible.</p>

INDOT 2016-2019 STIP Public Comment

<p>Tammy Owen Greenwood, IN</p>	<p>I attempted to complete the form online. It doesn't work properly.</p> <p>I am unable to attend the open house; however, I am deeply concerned about the intersection at SR 37 and Southport Road in Marion County. New apartments will be opening soon. That intersection cannot handle more traffic. You sit through the lights for 15 minutes during rush hour. The turn lights only allow 4 cars through. It takes forever in the morning when there is heavy equipment.</p> <p>The stoplight at Wicker Road and SR 37 is ridiculous, especially going east/west or turning west from the south. Whoever made the decision to change the light clearly doesn't live in this area or drive it on a daily basis.</p> <p>Thank you, Tammy Owen</p>	<p>INDOT Greenfield District traffic reports that the SR 37 & Wicker Road intersection is continuously monitored on a regular basis due to the ever increasing development in the area and the frequent need to change the timing. Maybe some discussion with developers in the area is needed as the traffic has greatly increased in a short time span. In order to improve traffic flow at SR 37 & Southport Road, the new implementation of the left yellow flashing signals have been placed and timing is being monitored on those as well. Changes (when warranted) are being made as traffic patterns are continually studied.</p>	<p>no further action at this time</p>
<p>avhousecalls@yahoo.com</p>	<p>Please make IN 46 from Columbus to Bloomington four lanes.</p> <p>It would be even better if it was four lane from Ohio to Illinois. Much of IN 46 east of Columbus is already four lane so you just need to fill in the two lane areas. West from Bloomington to Terre Haute and on to the Illinois line would require more New road construction.</p> <p>A four lane IN 46 would not on only be great for the states economy it would tremendously improve safety for all drivers and passengers traveling it. Including IU students traveling back and forth to and from home. We don't need more tragic accidents like IU basketball player Landon Turner was paralyzed in.</p>	<p>INDOT will continue to work on addressing congested conditions and excessive travel times through multiple transportation improvement strategies focused on increasing the efficiency of the transportation system, added capacity at critical locations, manage travel demand and providing travel options.</p>	<p>INDOT will continue to monitor traffic operations at these locations in consideration for future project programming/selection activities.</p>
<p>Mrs. Amanda Jo Kroncke, Jr. Indianapolis, Indiana</p>	<p>Please plan repairs on Emerson Avenue! Emerson Ave. is a mess between English and Raymond. The City always repairs Emerson in Beech Grove and north of Washington Street, but it seems that the stretch between English and Raymond always is overlooked. I hope you all will take this into serious consideration. I have family that lives in that area and travel in quite frequently every week. Thank you!</p>	<p>INDOT will forward comment to the city of Indianapolis for further review and evaluation.</p>	<p>INDOT will forward comment to the city of Indianapolis for further review and evaluation.</p>

INDOT 2016-2019 STIP Public Comment

<p>Rick Wagner Indianapolis, IN</p>	<p>As a long-time resident of the Indianapolis North West Side, I would very much like to see a redesign on the intersection between I-465 E/W, I-865, and I-465 N/S on the Northwest side. This bottleneck was designed at the time of the original I-465 and no longer can handle the present-day traffic. The idea of requiring interstate traffic to make an almost 90-degree turn to go from E/W to N/S is extremely poor design.</p> <p>Going west on I-465 on the North side of Indy, traffic from Michigan Road is so heavy that cars already on I-465 cannot use the right lane due to merging traffic from that on-ramp, leaving only two lanes for I-465 traffic going west. This is further complicated by traffic trying to change lanes and merge left for the Chicago exit in a very short distance. Merging left for Chicago is completely counter-intuitive. Normally traffic would expect a right-hand exit ramp onto I-865, not a left-hand lane. Inconveniencing I-465 traffic for the sake of fewer cars using the Chicago on-ramp to I-865 does not make traffic-flow sense.</p> <p>At this same intersection, traffic coming North on I-465 on the West side of town is bottle-necked from the same situation: Traffic from 86th Street on-ramp going North has entirely too little time to cross 3 lanes of traffic to get to the left-hand Chicago exit. This is particularly bad during heavy traffic and because the 86th Street ramp is a major on ramp for truck traffic from Park 100 going to Chicago. This traffic crossing from the ramp to the Chicago exit blocks or slows traffic already coming North on and turning East on I-465.</p>	<p>INDOT will continue to work on addressing congested conditions and excessive travel times through multiple transportation improvement strategies focused on increasing the efficiency of the transportation system, added capacity at critical locations, manage travel demand and providing travel options.</p>	<p>INDOT will continue to monitor traffic operations at these locations in consideration for future project programming/selection activities.</p>
<p>Mrs. Chevonne N Fuhs Sr. Indianapolis, IN</p>	<p>Good evening,</p> <p>I was unable to attend tonight's meeting, but I would like to make sure that my tax dollars are being used on my road which I travel mostly every day. This is Kessler Boulevard. We must continually deal with potholes that are nothing but covered up and then we are swerving to miss them, which may cause an accident. I'd like the whole Kessler Boulevard repaved & roundabouts.</p>	<p>INDOT will forward comment to the city of Indianapolis for further review and evaluation.</p>	<p>INDOT will forward comment to the city of Indianapolis for further review and evaluation.</p>
<p>Mr. Stanley T Pennington Jr. Greenwood, Indiana</p>	<p>Please.... Fix 465 from 31 to Kentucky Ave. Why has this section been skipped? The road is literally falling apart, and your patch jobs don't hold up! It appears you are always focusing on I-69 in Hamilton County.</p>	<p>INDOT maintenance units have recently made improvements to this area. It is anticipated that a pavement patching contract will be let soon to implement more permanent repairs with work beginning in the next several weeks, (weather permitting).</p>	<p>INDOT will continue to monitor pavement conditions in this area and implement appropriate pavement preservation and maintenance treatments.</p>

INDOT 2016-2019 STIP Public Comment

<p>Matt Hygema Indianapolis</p>	<p>Regarding the monument circle renovation, I'm very glad to hear that emphasis will be placed on reclaiming more of the space for pedestrians and bikes. The circle is a space that can be every bit as vibrant as a European city center, but only if we take back space from cars. It's simple...you can fit 12 bikes into a space that fits one car, and even more pedestrians. Please consider adding cycle tracks to Market and Meridian streets that would connect the circle to the Cultural Trail as it runs east and south of the circle.</p> <p>Also, has consideration been given to building bike boulevards on residential streets in Indianapolis? This is a way of designing roads that discourages auto traffic, but encourages bikes. Both can use the road, but there are usually very wide "speed humps" that force cars to slow down a bit, making the road more friendly for bikes. The humps are long enough that bikes really don't feel them. I've heard rumor that Indy is considering just such a network. https://mapsengine.google.com/map/edit?mid=zYj-Nu8RoYSw.k1Cjvpp9F1Fo</p> <p>This is a type of bike facility that we haven't seen yet, but it's been well received in other cities and might be just the type of solution that car-heavy Indianapolis needs. A compromise.</p>	<p>INDOT will forward comment to the city of Indianapolis for further review and evaluation.</p>	<p>INDOT will forward comment to the city of Indianapolis for further review and evaluation.</p>
<p>Mr. Eric M Williams I Indianapolis, IN</p>	<p>In Marion County, I'd like the bike/ped facility projects prioritized. These benefit all classes and show Indiana's commitment to bikable/walkable neighborhoods. Specifically, I'd like to see the Monon enhancements, Central Ave bike/ped facilities and MonCircle/Market, Ill-Penn, Meridian, Wash-Ohio projects made higher priorities if they can make the city more walkable/bikable.</p>	<p>INDOT will forward comment to the city of Indianapolis for further review and evaluation.</p>	<p>INDOT will forward comment to the city of Indianapolis for further review and evaluation.</p>
<p>Mr. Jeff A Zickgraf I Indianapolis, IN</p>	<p>Please consider more complete streets for our roadways. Indiana residents need more options to get out and walk and bicycle. Please make public transportation a priority as well. I am embarrassed by the lack of public transportation options Indiana offers in our cities and rural areas, especially for the aged and disabled. We need these options to keep and attract younger talent for businesses.</p>	<p>INDOT supports the complete streets concept. The development and implementation of a complete streets process should follow a phased sequential approach of establishing a need, developing a policy, and reconciling differences in inter-agency planning and design policies.</p>	<p>INDOT will continue to work with local municipalities, resource agencies, key transportation stakeholders and planning partners (local, state, federal) to incorporate "complete streets" concepts into planning and project development activities.</p>
<p>Miss Michelle L Grant I Indianapolis, IN</p>	<p>More bike lanes please!!!!!!!!!!!!!!</p>	<p>Bicycle and pedestrian facilities are part of the transportation network in Indiana. Valued for their potential health benefits and positive effects on air quality, walking and bicycling now represent the chief non-motorized forms of travel for both practical and recreational purposes. As alternate modes of travel, facilities for walking and/or bicycling are effective means of attaining social, environmental, land use and energy conservation goals.</p>	<p>INDOT will continue to work with local municipalities, resource agencies, key transportation stakeholders and planning partners (local, state, federal) to incorporate bike paths into planning and project development activities.</p>

INDOT 2016-2019 STIP Public Comment

<p>Mr. Matthew B Adkins I Indianapolis, IN</p>	<p>Create more cycle tracks, curb protected bike lanes. Also the current network is fractured. It can be very difficult when bike lanes end abruptly with no warning or signage. We need bike lanes extending from west to east and north to south at least from one side of 465 to the other. Example, connect Thompson rd on the south to 96th on the north. High school rd to Post rd.</p>	<p>Bicycle and pedestrian facilities are part of the transportation network in Indiana. Valued for their potential health benefits and positive effects on air quality, walking and bicycling now represent the chief non-motorized forms of travel for both prac</p>	<p>INDOT will continue to work with local municipalities, resource agencies, key transportation stakeholders and planning partners (local, state, federal) to incorporate bike paths into planning and project development activities.</p>
<p>Matt Hygema Indianapolis IN,</p>	<p>One more thought to consider:</p> <p>I'm sure that you're aware of the new Meijer store being built at 56th and Keystone, and of the traffic concerns that go with it. It's a tough location because although there is a lot of residential land behind it, it's separated from those homes by a pair of small lakes that block road access. I've lived in this area for the past 8 years, at homes both east and west of the proposed store. Currently, the store will have poor accessibility to bikes or pedestrians, but I think that could be fixed in a way that solves other issues as well!</p> <p>56th street: When I lived at 56th and Allisonville my wife and I used to try walking along 56th to access the stores along Keystone, but there is no sidewalk and it was scary. Would it be possible to add a multi-use path on the north side of 56th? It would solve the lack of sidewalk issue, and provide a great connection to the Allisonville bike lanes, allowing a huge swath of residential properties along that entire corridor the option of biking or walking to Meijer and the large number of businesses along the east side of Keystone, between 56th and 52nd, which are accessible through the bike and pedestrian friendly streets behind them. That's a lot of benefit for a 5,000ft multi-use path!</p> <p>54th street: Between the Monon and Keystone, this street already sees a lot of cycle traffic. Anecdotal, I see more bikes on it than I do on most bike lanes in town. It is another road that lacks sidewalks. There is plenty of unused parking on this segment, as well as enough space in the landscaping that I think you could easily put a cycle track on the north side of the street. Again, you solve the no-sidewalk issue, get bikes out of traffic on a road that they already want to use, and you connect the Meijer and surrounding stores to the Monon, plus a</p>	<p>INDOT will forward comment to the city of Indianapolis for further review and evaluation.</p>	<p>no further action at this time</p>

INDOT 2016-2019 STIP Public Comment

<p>Mr. Roger d Thacker I Crawfordsville, IN</p>	<p>When are you going to replace bridge going ver sugar creek on I-74 heading to Indianapolis. The second bridge on 32 coming into Crawfordsville. It's the old iron bridge going over sugar creek. Both bridges needs, replaced badly before they fall in and causes deaths.</p>	<p>INDOT's Crawfordsville District has programmed several projects to at/near this location. Please visit the district webpage for additional information and to view the 18 month project letting list http://www.in.gov/indot/2701.htm.</p>	<p>Programmed projects include #DES 1006274 Bridge Deck Replacement & Widening EB Bridge over Sugar Creek 0.83 mile East of US 231; #DES 1006276 Bridge Deck Replacement & Widening WB over Sugar Creek 0.83 mile East of US 231. Both projects are in Montgomery County and are scheduled for construction letting Fall 2016. The DRAFT STIP document for years 2016 - 2019 lists are proposed project for programming DES# 1298423 SR 32 Bridge superstructure replacement over Sugar Creek, 3.45 miles West of SR 47.</p>
<p>Mr. Matthew A Yost I Indianapolis, Indiana</p>	<p>I would like to voice my support in favor of INDOT continuing and expanding bicycle infrastructure.</p>	<p>Bicycle and pedestrian facilities are part of the transportation network in Indiana. Valued for their potential health benefits and positive effects on air quality, walking and bicycling now represent the chief non-motorized forms of travel for both practical and recreational purposes. As alternate modes of travel, facilities for walking and/or bicycling are effective means of attaining social, environmental, land use and energy conservation goals.</p>	<p>INDOT will continue to work with local municipalities, resource agencies, key transportation stakeholders and planning partners (local, state, federal) to incorporate bike paths into planning and project development activities.</p>
<p>Stacie Langdon Greencastle, IN</p>	<p>I am writing as a concern resident of Greencastle, Indiana. We ave a ruck route (231) that snakes through our downtown courthouse area. It is a dangerous congested area with many pedestrians and narrow roadways. Could the road be rerouted away from the courthouse square? I am asking that this be put on the list of future considerations. There is currently no US 231 bypass for Greencastle listed in the STIP. I realize tat the first step is to develop a plan and get it included on thea future STIP. Without this, the road will not qualify for federal funding. Thank you for your consideration in this matter.</p>	<p>INDOT will continue to work on addressing congested conditions and excessive travel times through multiple transportation improvement strategies focused on increasing the efficiency of the transportation system, added capacity at critical locations, managing travel demand and providing travel options.</p>	<p>INDOT will continue to monitor traffic operations at this location in consideration for future project programming/selection activities in addition to working with local municipalities and planning partners to identify possible transportation solutions in this area.</p>

INDOT 2016-2019 STIP Public Comment

<p>Ms. Connie Szabo Schmucker Indianapolis, IN</p>	<p>Total lack of vision for the future: very few bike/ped projects in the 4 year plan. For example, Marion County only has 3 projects that are listed as Bike/Ped of the entire 4 year plan. I'm an avid bicyclist -the need for additional bicycle infrastructure is great. At least 25% of the budget should be dedicated to active transportation (bike/ped); 40% to road maintenance & NO NEW construction</p>	<p>Bicycle and pedestrian facilities are part of the transportation network in Indiana. Valued for their potential health benefits and positive effects on air quality, walking and bicycling now represent the chief non-motorized forms of travel for both practical and recreational purposes. As alternate modes of travel, facilities for walking and/or bicycling are effective means of attaining social, environmental, land use and energy conservation goals. INDOT has enhanced its preservation and maintenance activities to meet one of its primary agency goals which is "to take care of what we have" by implementing a plan that maintains steady improvement in pavement and bridge quality. A heightened focus on preserving existing transportation assets also represents the best use of taxpayer dollars. Additional information regarding INDOT's Preservation Initiative may be found by visiting http://www.in.gov/indot/3371.htm.</p>	<p>no further action at this time</p>
<p>Ms. Connie Szabo Schmucker Indianapolis, IN</p>	<p>Thanks for the opportunity to comment on the INDOT 4-year plan:</p> <p>Very little on the project list will improve conditions for bicycling and walking, a key area for safety improvements.</p> <p>There is a movement for Vision Zero - vision for zero transportation fatalities. I don't see much in the 4-year plan dedicated to improving conditions for safety for all users.</p> <p>Pedestrians and Bicyclists injuries and fatalities have increased in the past 4 years while motor vehicle injuries and fatalities have decreased. At the same time, fewer people are driving motor vehicles and more people are using active transportation.</p> <p>To reverse the increase in fatalities for those who use active transportation, more resources need to be allocated for bicycles and pedestrians. Marion County has only 7 projects totaling \$3.5 mil out of \$137 million allocated for Marion County, just under 4%. The majority of that is for Monument Circle improvements (a 100% locally funded project, at \$2.1 mil) and Monon Trail (a 100% locally funded project at \$390K) and the remaining are mostly Safe Routes to Schools projects which are very local.</p> <p>When pedestrians and bicyclists make up more than 16% of the fatalities and that number continues to increase, and bicycle commuting alone (a very small percentage of actual bicycle activity) has increased exponentially, there should be much more emphasis on funding for the safety of all transportation system users.</p>	<p>The Transportation Enhancement (TE) Program is a federally designated category of funding that allows for the development and construction of non-motorized facilities. Bicycle and pedestrian projects are broadly eligible for funding from almost all the major Federal-aid highway, transit, safety, and other programs. Bicycle projects must be "principally for transportation, rather than for recreation purposes" and must be designed and located pursuant to the transportation plans required of States and Metropolitan Planning Organizations (MPO). Funding the TE and Congestion Mitigation and Air Quality Improvement Program (CMAQ) programs described below is available in a tiered distribution by a percent dollar allocation to the 14 Indiana MPOs; percent of population distribution to the local communities via INDOT Districts; and a set aside dollar amount for the State project use. All projects have to meet the program guidelines and be reviewed for eligibility by the FHWA. Bicycle and pedestrian facilities are part of the transportation network in Indiana. Valued for their potential health benefits and positive effects on air quality, walking and bicycling now represent the chief non-motorized forms of travel for both practical and recreational purposes. As alternate modes of travel, facilities for walking and/or bicycling are effective means of attaining social, environmental, land use and energy conservation goals.</p>	<p>no further action at this time</p>

INDOT 2016-2019 STIP Public Comment

<p>Kim Irwin Health by Design Indianapolis, IN</p>	<p>I am writing on behalf of Health by Design partners to provide input on the Indiana Department of Transportation (INDOT) Statewide Transportation Improvement Program (STIP) Draft for FY 2016 – 2019.</p> <p>For reference, Health by Design is a coalition of diverse partners working to ensure that Indianapolis and communities around the state have neighborhoods, public spaces and transportation infrastructure that promote physical activity and healthy living. We believe that the billions of taxpayer dollars this STIP represents should be spent in the wisest way possible and should yield a balanced transportation network that meets the needs of all Hoosiers, regardless of how they choose to travel. We commend INDOT for its adoption of an internal Complete Streets policy last year. Unfortunately the STIP does not even reference the policy, let alone account for its implementation in the processes and projects described therein.</p> <p>Following are my specific questions and comments on the STIP, some of which will echo those offered in the past.</p> <p>☐ It would be helpful to have additional explanation of the five core principles of Asset Management.</p>	<p>Asset management is a process intended to provide a solid foundation to optimize the performance and cost effectiveness of transportation facilities. The five core principles of Asset Management are; (1) Policy Driven - Resource allocation decisions are based on a well-defined set of policy goals and objectives; (2) Performance based - Policy objectives are translated into system performance measures that are used by both day to day and strategic management; (3) Analysis of Options and Tradeoffs - Decisions on how to allocate funds within and across different types of investments (i.e. preventative maintenance versus rehabilitation, pavement versus bridges) are based on an analysis of how different allocations will impact achievement of relevant policy objectives; (4) Decision based on Quality Information - the merits of different options with respect to an agency's policy goals are evaluated using credible and current data; and (5) Monitoring Provides Clear Accountability and Feedback - Performance results are monitored and reported for both impacts and effectiveness.</p>	<p>no further action at this time</p>
<p>Kim Irwin Health by Design Indianapolis, IN</p>	<p>Which of the four Asset Management Teams is responsible for multimodal integration, accounting for the needs of pedestrians, bicyclists, transit riders, rail passengers, people with disabilities, etc.?</p>	<p>Each asset team has a transportation planner embeded. There jobs is to look at integration of multiple modes and will also be responsible for community context audits for select projects.</p>	<p>Planning Team is being restructured to accommodate ADA checks and community context audits. Performance plans are being re-written and should be effective by 7/15/15</p>
<p>Kim Irwin Health by Design Indianapolis, IN</p>	<p>Please provide a copy of or link to the INDOT 5-Year Construction Plan.</p>	<p>At this time this is the 4-Year STIP. The 5th year will be added.</p>	<p>INDOT is in discussion for developing a 5-year STIP that will function as our construction plan.</p>
<p>Kim Irwin Health by Design Indianapolis, IN</p>	<p>It appears the District Area/LPA/MPO/Early Consultation Meeting Process was eliminated from the previous STIP. Why is that?</p>	<p>In the MPO council meeting the discussion regarding the early coordination meetings with each of the MPOs, Central Office and Districts – and whether they were really still necessary - was addressed.</p> <p>It was determined that each of the Districts, Program and Project Managers could meet with their respective MPOs without our attendance and may do so via phone call, emails, etc. or have face to face meetings.</p>	<p>no further action at this time</p>
<p>Kim Irwin Health by Design Indianapolis, IN</p>	<p>Has INDOT coordinated or participated in any environmental justice trainings, updates or related activities in the past year?</p>	<p>INDOT has not participated in Ej training this year. There are workshops available on EJ. The INDOT Planning Team will participate.</p>	<p>The INDOT Planning Team will participate.</p>

INDOT 2016-2019 STIP Public Comment

<p>Kim Irwin Health by Design Indianapolis, IN</p>	<p>What are Section 164 penalties, as referenced in the apportionments table?</p>	<p>Yes, this is a special allocation that has to be used for a specific purpose.</p>	<p>We would use this funding on any regular HSIP eligible project...the only difference being is that this is 100% federal funding.</p>
<p>Kim Irwin Health by Design Indianapolis, IN</p>	<p>Thank you for including the 'How to Read the Project Listings' section. Thank you for the opportunity to provide input. We look forward to your explanations and responses. Sincerely, Kim</p>	<p>INDOT being proactive and part of the solution.</p>	<p>no further action at this time</p>
<p>Mary Sue Spurgeon, Brownstown, IN mspurgeon100@comcast.net</p>	<p>Concerned about excess trash, animal carcasses and litter on I-65 from Ohio River to MM 19.5. Would like to see more travel lanes on I-65 from Henryville to Greenwood, concerns regarding mowing schedule on I-65, in favor of more lanes on all stretches of I-65. Concerns regarding US 31 from Seymour to Azalia, feels that repairs and repaving are needed. General concern that INDOT should focus more on preservation and maintenance and not on roudabouts and road construction in Marion and Hamilton Counties.</p>	<p>INDOT will continue to allocate resources towards highway maintenance related activities. INDOT maintains the grass-covered medians and roadsides along federal interstates, US highways, and state routes in Indiana. INDOT maintains roadside grass and vegetation in an environmentally sensitive manner that is consistent with the conditions presented by local climate, topography, vegetation and rural and urban development. Several added travel lanes projects are programmed for I-65 in Clark, Johnson and Marion Counties. INDOT has enhanced its preservation and maintenance activities to meet one of its primary agency goals which is "to take care of what we have" by implementing a plan that maintains steady improvement in pavement and bridge quality. A heightened focus on preserving existing transportation assets also represents the best use of taxpayer dollars. Additional information regarding INDOT's Preservation Initiative may be found by visiting http://www.in.gov/indot/3371.htm.</p>	<p>INDOT has programmed several added travel lanes projects for 2015 on I-65 including I-65 in Clark County from Sellersburg (Exit 9) to Memphis Road (Exit 16); in Johnson County from SR 44 (Exit 90) to Southport Road in Marion County (Exit 103)</p>

APPENDIX D



LOUISVILLE - SOUTHERN INDIANA OHIO RIVER
BRIDGES PROJECT

Financial Plan –
2014 Annual Update

September 2014

Submitted to:
Federal Highway Administration



Submitted by:
**Kentucky Transportation Cabinet
Indiana Department of Transportation**



In conjunction with:
**Kentucky Public Transportation Infrastructure
Authority**

Table of Contents

EXECUTIVE SUMMARY	ES-1
INTRODUCTION.....	ES-1
PROJECT OVERVIEW	ES-1
PROJECT SPONSORS	ES-2
PROJECT DETAIL.....	ES-2
PROJECT IMPLEMENTATION STATUS.....	ES-3
OVERVIEW OF FINANCIAL PLAN UPDATE	ES-5
FINANCIAL PLAN UPDATE ORGANIZATION	ES-6
CHAPTER 1. INTRODUCTION	1
INTRODUCTION.....	1
PROJECT OVERVIEW	1
PROJECT SPONSORS	2
PROJECT DETAIL.....	2
PROJECT HISTORY	5
PROJECT MANAGEMENT AND OVERSIGHT.....	7
CHAPTER 2. PROJECT COST ESTIMATE	10
INTRODUCTION.....	10
CURRENT COST ESTIMATES	10
INFLATION ASSUMPTIONS AND COST ESTIMATING METHODOLOGY	11
PROJECT EXPENDITURES	15
CHAPTER 3. IMPLEMENTATION PLAN	20
INTRODUCTION.....	20
PROJECT SCHEDULE OVERVIEW	20
PROJECT DELIVERY	21
PERMITS AND APPROVALS	22
CHAPTER 4. FINANCING AND REVENUES	23
INTRODUCTION.....	23
FINANCIAL PLAN OVERVIEW.....	23
PROCUREMENT APPROACH AND FINANCING	24
STATE TRANSPORTATION AND FEDERAL-AID FORMULA FUNDING.....	25
FEDERAL DISCRETIONARY FUNDING.....	28
PROJECT REVENUES.....	29
FINANCING STRATEGY	30
ASSUMPTIONS, RISKS, AND MITIGATIONS	33
CHAPTER 5. PROJECT CASH FLOW.....	35
INTRODUCTION.....	35
ESTIMATED SOURCES AND USES OF FUNDING	35
CASH MANAGEMENT TECHNIQUES	44
FINANCING COSTS	44
OPERATIONS AND MAINTENANCE COSTS.....	45
CHAPTER 6. RISK IDENTIFICATION AND OTHER FACTORS	47
INTRODUCTION.....	47
PROJECT COST RISKS AND MITIGATION STRATEGIES.....	47
PROJECT SCHEDULE RISKS AND MITIGATION STRATEGIES	48
FINANCING AND REVENUE RISKS AND MITIGATION STRATEGIES.....	50

PROCUREMENT RISKS AND MITIGATION STRATEGIES 52
 IMPACT ON STATEWIDE TRANSPORTATION PROGRAMS 52

CHAPTER 7. COST & REVENUE HISTORY..... 54

 INTRODUCTION..... 54
 COST & SCHEDULE HISTORY 54
 REVENUE & FUNDING HISTORY..... 55

CHAPTER 8. COST & REVENUE TRENDS..... 57

 INTRODUCTION..... 57
 CURRENT COST TRENDS..... 57
 CURRENT REVENUE TRENDS..... 57
 FUTURE IMPLICATIONS OF TRENDS 57
 ADJUSTMENTS IN FINANCIAL PLAN TO ACCOUNT FOR TRENDS..... 57

CHAPTER 9. REVENUE SHORTFALL MITIGATION 58

CHAPTER 10. SIGNIFICANT COST REDUCTIONS..... 59

 INTRODUCTION..... 59
 DOWNTOWN CROSSING..... 59
 EAST END CROSSING..... 60

CHAPTER 11. SIGNIFICANT COST INCREASES..... 62

 INTRODUCTION..... 62
 DOWNTOWN CROSSING..... 62
 EAST END CROSSING..... 63

List of Exhibits

FIGURE ES-1. LOUISVILLE KENTUCKY METROPOLITAN AREA	ES-1
FIGURE ES-2. PROJECT SECTION MAP	ES-2
FIGURE 1-1. LOUISVILLE KENTUCKY METROPOLITAN AREA.....	1
FIGURE 1-2. PROJECT SECTION MAP	2
TABLE 2-1. PROJECT COST ESTIMATE – BY PROJECT COMPONENT AND SECTION	11
TABLE 2-2. COST ESTIMATING METHODOLOGY	12
FIGURE 2-1. PROJECT COST BY ELEMENT (EXCLUSIVE OF FINANCING AND INTEREST COSTS)	13
TABLE 2-3A. PROJECT BUDGET BY PROJECT COMPONENT AND SECTION	14
TABLE 2-3B. PROJECT BUDGET BY STATE.....	14
TABLE 2-4. TOTAL EXPENDITURES TO DATE BY STATE FISCAL YEAR.....	16
TABLE 2-5. PROJECTED FUTURE EXPENDITURES BY STATE FISCAL YEAR	17
FIGURE 2-2. ANNUAL EXPENDITURES – DOWNTOWN CROSSING	18
FIGURE 2-3. ANNUAL EXPENDITURES – EAST END CROSSING	18
FIGURE 2-4A. BUDGETED ANNUAL EXPENDITURE VS. ACTUAL EXPENDITURE, DOWNTOWN CROSSING	19
FIGURE 2-4B. BUDGETED ANNUAL EXPENDITURE VS. ACTUAL EXPENDITURE, EAST END CROSSING	19
FIGURE 3-1. PROJECT SCHEDULE OVERVIEW	20
FIGURE 3-2. PROCUREMENT SCHEDULES	21
TABLE 3-2. REQUIRED PERMITS OR NOTIFICATIONS	22
TABLE 4-1. OHIO RIVER BRIDGES FEDERAL AND STATE CONVENTIONAL FUNDING (IN THOUSANDS).....	26
TABLE 4-2A. ESTIMATED TOLL REVENUE BY FACILITY – OHIO RIVER BRIDGES PROJECT.....	30
TABLE 4-2B. ESTIMATED TOLL REVENUE BY STATE – OHIO RIVER BRIDGES PROJECT.....	30
TABLE 4-3. NON-STATUTORILY DEDICATED ROAD FUND REVENUES AVAILABLE FOR APPROPRIATION.....	32
TABLE 4-5. AVAILABILITY PAYMENT GROWTH (IN YEAR-OF-EXPENDITURE DOLLARS)	33
TABLE 4-6. RELIEF EVENTS ALLOWANCE ACCOUNT FUNDING PROFILE	33
TABLE 5-1. ANNUAL EXPENDITURES BY CROSSING, SECTION, AND ELEMENT	39
TABLE 5-2. DOWNTOWN CROSSING CASH FLOWS.....	40
TABLE 5-3. EAST END CROSSING CASH FLOWS.....	41
TABLE 5-4. ANNUAL EXPENDITURES BY STATE.....	42
FIGURE 5-2. TOTAL ESTIMATED PROJECT ANNUAL OUTLAYS BY SECTION.....	43
FIGURE 5-3. TOTAL ESTIMATED PROJECT ANNUAL OUTLAYS BY STATE	43
TABLE 5-5. PROJECTED OPERATIONS AND MAINTENANCE COSTS (\$, IN MILLIONS).....	45
TABLE 6-1. PROJECT COST – RISKS AND MITIGATION STRATEGIES.....	47
TABLE 6-2. PROJECT SCHEDULE – RISKS AND MITIGATION STRATEGIES	48
TABLE 6-3. FINANCING AND REVENUE – RISKS AND MITIGATION STRATEGIES.....	50
TABLE 6-4. PROCUREMENT – RISKS AND MITIGATION STRATEGIES	52

TABLE 7-1. PROJECT COST HISTORY..... 54

FIGURE 7-1. PROJECT SCHEDULE HISTORY 55

FIGURE 7-2. PROJECT FUNDING SOURCES HISTORY 56

TABLE 10-1A. SIGNIFICANT COST REDUCTION SUMMARY – DOWNTOWN CROSSING 59

TABLE 11-1A. SIGNIFICANT COST INCREASE SUMMARY – DOWNTOWN CROSSING 62

TABLE 11-1B. SIGNIFICANT COST INCREASE SUMMARY – EAST END CROSSING 63

Executive Summary

INTRODUCTION

This document presents the 2014 Annual Update to the Initial Financial Plan (IFP or Plan) for the Louisville-Southern Indiana Ohio River Bridges Project (the Project or the Ohio River Bridges Project), as prepared by the Kentucky Transportation Cabinet in conjunction with the Kentucky Public Transportation Infrastructure Authority. This Annual Update includes the updated schedule for delivering the Project, cost estimates and expenditure data through State Fiscal Year (SFY) 2014, and updates to the project delivery and financing status for the Project.

PROJECT OVERVIEW

The Louisville-Southern Indiana Ohio River Bridges Project is a construction and reconstruction project being undertaken to address long-term cross-river transportation needs in the Louisville metropolitan area (LMA). The Project has been developed over more than 40 years in recognition of the need to improve cross-river mobility between Jefferson County, Kentucky and Clark County, Indiana (see Figure ES-1). In September 2003, the Federal Highway Administration (FHWA) issued a Record of Decision (ROD) that identified the preferred alternative in the Final Environmental Impact Statement (FEIS) as two new Ohio River bridge crossings, connected approaches, and the reconstruction of the Kennedy Interchange.



Figure ES-1. Louisville Kentucky Metropolitan Area

The 2012 Supplemental Environmental Impact Statement (SEIS) modified the preferred alternative to introduce tolling to the Project and to achieve substantial cost savings, yet still includes the two new Ohio River bridge crossings, connected approaches, and the reconstruction of the Kennedy Interchange. On June 20, 2012, FHWA issued a revised ROD, approving the Modified Selected Alternative approach. This Financial Plan Update is prepared in support of this modified approach.

PROJECT SPONSORS

The Commonwealth of Kentucky and the State of Indiana are collectively the Project Sponsors for the Ohio River Bridges Project. In furtherance of this partnership, each state has taken the lead in financing and overseeing construction of one half of the Project, with Kentucky responsible for financing and constructing the Downtown Crossing, and Indiana responsible for financing and constructing the East End Crossing, as described further below.

PROJECT DETAIL

For procurement purposes, the Project is being implemented as two components, the Downtown Crossing and the East End Crossing, as described below. The sections that comprise the Crossings are shown in Figure ES.2:



Figure ES-2. Project Section Map

Downtown Crossing – being funded, procured, and constructed using Kentucky Transportation Cabinet (KYTC) and Kentucky Public Transportation Infrastructure Authority (KPTIA) processes, and including the following subcomponents:

- **Kennedy Interchange (Section 1)** – reconstructing the Kennedy Interchange in downtown Louisville, at the convergence of I-64, I-65 and I-71.
- **Downtown Bridge (Section 2)** – a new Ohio River bridge located adjacent to and east of the existing I-65 Kennedy Bridge, providing six northbound I-65 lanes. The existing John F. Kennedy Bridge will be converted to carry southbound I-65 traffic only.

- **Indiana Downtown Approach (Section 3)** – approximately one mile of reconfigured I-65 and associated ramps north of the Ohio River Downtown Bridges, and including new and improved access to Clarksville and Jeffersonville, Indiana via Court Avenue, 6th Street and 10th Street.

East End Crossing – being funded, procured, and constructed using Indiana Department of Transportation (INDOT) and Indiana Finance Authority (IFA) processes, and including the following subcomponents:

- **East End Kentucky Approach (Section 4)** – approximately four miles of reconstruction and new terrain road on KY 841, including reconstruction of the half diamond interchange at US 42 and KY 841, twin two-lane tunnels under the historic Drumanard property, and a four-lane approach to the new East End Bridge.
- **East End Bridge (Section 5)** – a new four-lane Ohio River bridge with a pedestrian walkway/bikeway that connects the East End Kentucky Approach section with the East End Indiana Approach section.
- **East End Indiana Approach (Section 6)** – construction of a new roadway from the existing SR 265/SR 62/Port Road Interchange to the new East End River Bridge and reconstruction of the SR 62/Port Rd/SR 265 Interchange which provides access to the Indiana Port Authority on the Ohio River and the River Ridge Commerce Center on SR 62.

PROJECT IMPLEMENTATION STATUS

The Project has moved to the full implementation stage, as evidenced by the following actions that have occurred over the last several years:

- In January 2011, Kentucky Governor Steve Beshear, Indiana Governor Mitch Daniels, and Louisville Mayor Greg Fisher announced plans to explore design options to reduce the cost of the Project and speed construction.
- Over the course of 2011, the Louisville and Southern Indiana Bridges Authority (the Bridges Authority) evaluated alternative delivery options for the Project and, in October 2011, identified two options as the most viable: (i) one involving a design-build construction approach, financed with tax-exempt toll revenue bonds and combined with a separate operations and maintenance contract following construction, and (ii) another involving an availability payment public-private partnership (P3) model.
- On December 29, 2011, the two governors and the Bridges Authority announced that the states would use both of the preferred delivery options identified by the Bridges Authority. Kentucky will utilize a design-build contracting approach for procurement of the Downtown Crossing, whereas Indiana will utilize an availability payment P3 approach to deliver the East End Crossing.
- In February 2012, a cost review was completed in conjunction with FHWA, which resulted in a reduced total estimated Project cost of \$2.6 billion – a savings of \$1.5 billion from previous estimates.
- On March 5, 2012, the governors signed a memorandum of understanding commemorating their agreement regarding the roles and responsibilities of each state in delivering the Project. The same day, both the Bridges Authority and the Kentucky Public Transportation Infrastructure Authority unanimously approved the financial plan for the Project.

- On March 8, 2012, KYTC issued a Request for Qualifications (RFQ) to teams interested in providing design-build services for the Downtown Crossing and on March 9, 2012, IFA and INDOT issued an RFQ for a Developer to design, build, and finance the East End Crossing and operate and maintain portions thereof.
- On June 20, 2012, FHWA issued a revised ROD, approving the Modified Selected Alternative approach.
- On July 19, 2012, FHWA accepted the Section 129 Toll Agreement for the Project.
- On August 1, 2012, FHWA approved the financing, management, and tolling plans for the Project.
- On August 30, 2012, a groundbreaking ceremony was held at Old Salem Road, which will be the first exit on the Indiana side of the East End Crossing.
- On October 16, 2012, KYTC and IFA and INDOT finalized a Bi-state Development Agreement to govern the construction, financing, and management of the Project.
- On November 16, 2012, IFA announced the Walsh-Vinci-Bilfinger team (WVB) as the selected proposer for the P3 contract.
- On December 7, 2012, KYTC formally selected the Walsh Construction Company (Walsh) to build the Downtown Crossing, proposing a substantial completion date 18 months ahead of schedule and cost savings of approximately \$90 million compared to initial cost estimates.
- On December 27, 2012, IFA reached Commercial Close with WVB, whose proposal had a substantial completion date nearly eight months ahead of the required completion date and cost savings of approximately \$228 million compared to initial cost estimates. NTP1 was issued at the same time, which allowed WVB to commence design work.
- On December 28, 2012, notice to proceed was issued to Walsh for the Downtown Crossing.
- On January 4, 2013, INDOT and KYTC reached a settlement agreement with the National Trust for Historic Preservation and River Fields, Inc. – agreeing to dismiss the pending lawsuit in exchange for additional commitments to historic preservation and public involvement.
- On March 28, 2013, WVB reached Financial Close on the East End Crossing.
- In July 2013, the Kentucky Asset Liability Commission issued \$236 million in grant anticipation revenue vehicles (GARVEEs) bonds.
- On September 5, 2013, the Joint Board confirmed and ratified the selection of Computer Aid, Inc (CAI) as oversight advisor to oversee the work of a toll system integrator and toll operator.
- On September 11, 2013, the Kentucky-Indiana Tolling Body approved initial toll rates for both Crossings.
- On December 12, 2013, KPTIA closed on a \$452.2 million loan with the US Department of Transportation (US DOT) through the Transportation Infrastructure Finance and Innovation Act (TIFIA) program.
- On December 20, 2013, KPTIA closed approximately \$275.67 million in toll revenue bonds and \$452.2 million in bond anticipation notes (BANs) to complete the LSIORB

financing. The BANs will be retired on or before July 1, 2017 when the TIFIA loan proceeds will be drawn.

- On January 27, 2014, Kapsch Trafficom USA was selected by the Joint Board and subsequently awarded a contract through INDOT to provide the services of the electronic toll collection (ETC) contractor.
- On August 20, 2014, the Joint Board confirmed and ratified the selection of New West to provide marketing, branding, and communications services related to an all-electronic tolling system.

OVERVIEW OF FINANCIAL PLAN UPDATE

This Annual Financial Plan Update reflects the planned funding and finance strategy by which the Project's currently estimated \$2.324 billion cost (in year-of-expenditure dollars, exclusive of financing and interest costs) will be funded through a combination of conventional state and federal transportation program funds and toll-based Project revenues. This cost estimate is approximately \$300 million less than that provided in the Initial Financial Plan for the Project.

In the case of Kentucky's design-build contracting approach for the Downtown Crossing, identified funding sources are being leveraged to provide the necessary capital for construction through a combination of Kentucky's commitment of state and federal funding, toll revenue bonds, financing via the TIFIA program, and GARVEE bonds. In the case of Indiana's availability payment P3 approach for the East End Crossing, private sector financing, including private equity and debt (issued via private activity bonds), has been secured by the Developer to support its obligations, and the payments under the availability payment agreement will be met by Indiana's commitments of state and federal funding and its share of the toll-based revenues from the Project. As of the end of SFY2014 (June 30, 2014), the states expended approximately \$1.166 billion collectively for the Project (exclusive of financing and interest costs).

The Project Sponsors have developed a financial plan that recognizes the limitations on conventional state and federal transportation funding and finds the right balance of funding alternatives to meet the following goals:

- Ensuring that cost sharing arrangements are equitable and the states' financial obligations to the Project are manageable;
- Ensuring that the Project delivers value to the states, taxpayers, project partners, and end users through appropriate toll rates and the lowest feasible Project cost;
- Seeking private sector innovation and efficiencies and encouraging design solutions that respond to environmental concerns, permits, and commitments in the Record of Decision;
- Developing the Project in a safe manner that supports congestion management and economic growth for the region;
- Ensuring the Project is constructed within a time period that meets or exceeds final completion target dates;
- Transparently engaging the public and minimizing disruptions to existing traffic, local businesses, and local communities; and
- Delivering a Project that is a self-sustaining, integrated cross-river mobility solution for future generations.

The alternative delivery methods selected by the states have had a strong impact on reducing Project costs and enhancing the overall Project finance strategy. A portion of these cost savings were reflected in the IFP and significantly improved upon in the 2013 Annual Update, based on actual construction and project delivery bids received.

FINANCIAL PLAN UPDATE ORGANIZATION

This document demonstrates the states' continued commitment to completing the Ohio River Bridges Project and to sound financial planning, as required by Section 106 of Title 23 and modified by Section 1305 (b) of the Transportation Equity Act for the 21st Century (TEA-21) and Section 1904 of the Safe, Accountable, Flexible, Efficient Transportation Equity Act: A Legacy for Users (SAFETEA-LU) and further amended by Section 1503(a)(4) of Moving Ahead for Progress in the 21st Century (MAP-21). This document addresses the following requirements:

- **Chapter 1. Introduction** – This chapter provides an overview of the Project by section, describes the management plan, and provides a history of the Project to date, including a review of the status of all ongoing activities.
- **Chapter 2. Project Cost Estimate** – This chapter provides a detailed overview of Project costs and changes since the IFP was developed. It also summarizes the costs incurred as of SFY 2014 and provides detail on key cost-related assumptions.
- **Chapter 3. Implementation Plan** – This chapter provides information on the schedule for completing the Project, including information regarding the assignment of responsibilities and a summary of the status of necessary permits and approvals.
- **Chapter 4. Financing and Revenue** – This chapter describes the plan of finance for the Project, including both the sources of funds and financing methods, and provides updates from the IFP and the 2013 Annual Update to reflect developments in completing the financing for the Project.
- **Chapter 5. Project Cash Flow** – This chapter provides an annual construction cash flow schedule for the Project and an updated overview of the planned sources and uses of funds. This chapter also addresses the estimated long-term operations and maintenance costs of the Project and how these costs will be managed.
- **Chapter 6. Risk Identification and Other Factors** – This chapter identifies continued risks that could affect the Project and, in particular, the Project's Financial Plan. This chapter also provides mitigation strategies to manage such risks and addresses the anticipated impact of the Project on each state's transportation program, budgets, and other projects.
- **Chapter 7. Cost and Revenue History** – This chapter reviews the cost and schedule history for the Project as well as the revenue history since the IFP.
- **Chapter 8. Cost and Revenue Trends** – This chapter reviews key trends in Project costs and revenue and addresses the future implications of these trends for the Project.
- **Chapter 9. Revenue Shortfall Mitigation** – This chapter addresses any necessary mitigation steps for actual or anticipated shortfalls in Project revenues.
- **Chapter 10. Significant Cost Reductions** – This chapter reviews significant cost reductions for the Project since the 2013 Financial Plan Annual Update.
- **Chapter 11. Significant Cost Increases** – This chapter reviews significant cost increases for the Project since the 2013 Financial Plan Annual Update.

The effective date for the primary cost and funding information in this Annual Update is June 30, 2014. Future annual updates will continue to be submitted to FHWA for approval within 90 days of the effective date, or by September 30 each year.

Chapter 1. Introduction

INTRODUCTION

This document presents the 2014 Annual Update to the Initial Financial Plan (IFP or Financial Plan) for the Louisville-Southern Indiana Ohio River Bridges Project (the Project or the Ohio River Bridges Project), as prepared by the Kentucky Transportation Cabinet in conjunction with the Kentucky Public Transportation Infrastructure Authority. This Annual Update includes the updated schedule for delivering the Project, cost estimates and expenditure data through State Fiscal Year (SFY) 2014 (June 30, 2014), and updates to the project delivery and financing status for the Project. This Annual Update has been prepared generally in accordance with FHWA's Financial Plans Guidance, including the January 2007 Financial Plans Guidance and additional Interim Guidance issued by FHWA September 24, 2012 to reflect several MAP-21 provisions.

PROJECT OVERVIEW

The Louisville-Southern Indiana Ohio River Bridges Project is a construction and reconstruction project being undertaken to address long-term cross-river transportation needs in the Louisville metropolitan area (LMA). The Project was developed over more than a 40-year period (see *Project History* below), in recognition of the need to improve cross-river mobility between Jefferson County, Kentucky and Clark County, Indiana (see *Figure 1-1*). In September 2003, FHWA issued a Record of Decision (ROD) confirming the selected alternative identified in the Final Environmental Impact Statement (FEIS) consisting of two new Ohio River bridge crossings and the reconstruction of the Kennedy Interchange.



Figure 1-1. Louisville Kentucky Metropolitan Area

The 2012 Supplemental Environmental Impact Statement (SEIS) modified the preferred alternative to introduce tolling to the Project and achieve substantial cost savings, yet still includes the two new Ohio River bridge crossings, connected approaches, and the reconstruction of the Kennedy Interchange. On June 20, 2012, FHWA issued a revised ROD, approving the Modified Selected Alternative approach.

PROJECT SPONSORS

The Commonwealth of Kentucky and the State of Indiana are collectively the Project Sponsors for the Ohio River Bridges Project. In furtherance of this partnership, the Governors of Kentucky and Indiana determined that each state would take the lead in financing and overseeing construction of one half of the Project, with Kentucky responsible for financing and constructing the Downtown Crossing, and Indiana responsible for financing and constructing the East End Crossing.

PROJECT DETAIL

For procurement purposes, the Project is being implemented in two components, the Downtown Crossing and the East End Crossing, as described below (the sections that comprise the Crossings are shown in Figure 1-2):

- **Downtown Crossing** – being funded, procured, and constructed using Kentucky Transportation Cabinet (KYTC) and Kentucky Public Transportation Infrastructure Authority (KPTIA) processes.
- **East End Crossing** – being funded, procured, and constructed using Indiana Department of Transportation (INDOT) and Indiana Finance Authority (IFA) processes.



Figure 1-2. Project Section Map

Downtown Crossing – Key aspects of the Downtown Crossing component of the Project are described further below.

The Kennedy Interchange (Section 1) – The Kennedy Interchange operates interdependently with the Kennedy Bridge and is the convergence of Interstates 64, 65, and 71 in downtown Louisville, commonly known as “Spaghetti Junction.” The modernization of the interchange will eliminate dangerous weaves, provide sufficient capacity to meet the rush hour demands, add emergency pull-off areas and soften the curves throughout the interchange to improve safety and meet drivers’ expectations. Its improvements include:

- Reconfiguration of I-64, I-65, and I-71 movements to the additional lanes provided by the new northbound I-65 Downtown Bridge and the rehabilitated (for southbound I-65) existing Kennedy Bridge;
- Elimination of the current traffic weaving movements from I-64 westbound and I-71 southbound to I-65;
- Elimination of the current traffic weaving movements from I-65 to I-64 eastbound and I-71 northbound;
- Introduction of “Collector-Distributor (CD) Road” systems on I-65 between I-64 and the Liberty Street interchange;
- Reconstruction of all bridges in the interchange; and
- Introduction of a “Flyover Ramp” for the Story Avenue entrance ramp movement to I-65.

The Downtown Bridge (Section 2) – The new Downtown Bridge crossing of I-65 between downtown Louisville, Kentucky and Jeffersonville, Indiana will be configured to carry northbound I-65 traffic across the river. The newly constructed bridge will extend from the northern end of the Kennedy Interchange from the south in Kentucky to the newly constructed approach spans in Indiana. The new main structure will be a three tower cable-stayed bridge.

The new bridge and approach structures will cross both Waterfront Park in Kentucky and Riverfront Park in Indiana and, on the latter side, will be adjacent to the Old Jeffersonville Historic District. This new northbound structure will be located just upstream and nearly parallel to the existing Kennedy Bridge and will carry six 12-foot lanes and two 12-foot shoulders. Northbound approach spans will flank both sides of the main cable-stayed bridge. To the south, the cable-stayed bridge connects with new approach spans that are a part of the new Kennedy Interchange. To the north, approach spans will be constructed over the river flood wall and local streets in Jeffersonville.



The Downtown Bridge will revitalize downtown Louisville and alleviate what is fast-becoming a drain on the economic vitality of the Louisville-Southern Indiana region and a barrier to Interstate travel.

The existing I-65 Kennedy Bridge will be re-decked and will have structural improvements made to it. The existing Indiana bridge approaches to the Kennedy Bridge will be replaced. The Kennedy Bridge will be reconfigured to

serve southbound traffic and carry six 12-foot travel lanes and two 9.5-foot shoulders. The reconfigured deck of the Kennedy Bridge will tie into the newly-constructed Kennedy Interchange to the south.

The Indiana Approach to the Downtown Bridge (Section 3) – Changes to I-65 in southern Indiana will include reconstruction of the facility to accept the additional capacity provided by the new Downtown Bridge, modernizing a collector-distributor road system to improve ingress and egress from Clarksville and Jeffersonville, Indiana, and improving connections between these two communities that have been separated since the Interstate was originally built through this area. Thus, the Indiana approaches to the Downtown Bridge include the realignment and widening of southbound I-65 to the current Kennedy Bridge and the construction of a new segment of northbound I-65 from the new Downtown Bridge. The Indiana approach improvements extend from West Market Street northward to approximately 1,250 feet north of Stansifer Avenue / West 14th Street. In addition to the improvements for I-65, improved local access is provided to the City of Jeffersonville and the Town of Clarksville.

In addition, I-65 will be expanded from the existing three lane configuration to four lanes in both the northbound and southbound directions. A new elevated ramp system will connect US 31 at the Clark Memorial (2nd Street) Bridge with I-65, eliminating the at-grade crossing at Court Avenue. Additional access for Clarksville and Jeffersonville will be provided with the opening of 6th Street / South Clark Boulevard under I-65 and added ramps. The collector-distributor ramp system and interchanges with I-65 at Court Avenue, 10th Street and Stansifer Avenue/West 14th Street will also be reconstructed for added capacity and safety.

East End Crossing – Key aspects of the East End Crossing are described further below.

The Kentucky Approach to the East End Bridge (Section 4) – The Kentucky approach includes a four-lane reconstruction and extension of KY 841 from I-71 to the new Ohio River East End Bridge, two lanes in each direction, for a distance of approximately 3.4 miles. This includes reconstruction of the two-lane section of KY 841 between I-71 and US 42 to four lanes, an approximately 1,800-foot long tunnel beneath US 42 and the historic Drumanard Estate, with two tunnel bores, each carrying two lanes with shoulders, one for northbound, one for southbound, and then continuing with four-lanes continuing northwesterly across Harrods Creek, River Road and Transylvania Beach Road to the proposed East End Bridge.

East End Bridge (Section 5) – The East End Bridge section is comprised of construction of an approximately 2,500 foot long 4-lane bridge (which can accommodate 6 lanes) over the Ohio River with a 13-foot wide pedestrian and bicycle pathway on the southwesterly side of the bridge.

The Indiana Approach to the East End Bridge (Section 6) – The Indiana approach comprises a four-lane extension of SR 265 from SR 62 to the new East End Bridge, two lanes in each direction, a distance of approximately 4.1 miles. This includes reconstruction of the SR 265/SR 62/Port Road interchange and construction of a full-diamond interchange at an extension of Old Salem Road.



The East End Bridge will provide critical transportation choices, reduce travel times and distances, and ensure cross-river mobility for local residents and through-travelers alike.

PROJECT HISTORY

The inception of the Ohio River Bridges Project occurred nearly 50 years ago as part of the development of a regional transportation planning process. Below is a chronology of the most recent major Project milestones. The IFP for the Project includes a full chronology of Project history.

- **2003**

The Federal Highway Administration issued a Record of Decision selecting the preferred alternative as a Two Bridges/Highway Alternative, with the specific elements selected in the Far East and Downtown corridors, as well as the Kennedy Interchange Reconstruction option.

- **2008**

The Federal Highway Administration approved an Initial Financial Plan for the Project based on its configuration at the time.

- **2010**

The Bridges Authority was established pursuant to Kentucky Revised Statutes Section 175B.030. Indiana Governor Mitch Daniels issued an Executive Order in December 2009 authorizing Indiana's participation in the Authority, and its formation was ratified by the Kentucky General Assembly in late March 2010, as required by the enabling statute.

- **2011**

On January 2011, Kentucky Governor Steve Beshear, Indiana Governor Mitch Daniels, and Louisville Mayor Greg Fisher announced plans to explore design options to reduce the cost of the Project and speed construction.

Over the course of 2011, the Bridges Authority evaluated various alternative delivery options for the Project and, at its October 2011 meeting, identified two options as the most viable: (i) one involving a design-build construction approach, financed with tax-exempt toll revenue bonds and combined with a separate operations and maintenance contract following construction, and (ii) another involving an availability payment public-private partnership (P3) model.

On December 29, 2011, the two governors and the Bridges Authority announced that, under an agreement in principle reached among them, the states would use both of the preferred delivery options identified by the Bridges Authority. Under this approach, each state would take the lead in financing and overseeing construction of one half of the Project, with Kentucky being responsible for financing and constructing the Downtown portion, and Indiana being responsible for financing and constructing the East End portion.

- **2012**

In February 2012, a cost review was completed in conjunction with FHWA, which resulted in a reduced total Project cost of \$2.6 billion – a savings of \$1.5 billion from previous estimates.

On March 5, 2012, the governors signed a memorandum of understanding commemorating their agreement regarding the roles and responsibilities of each state in delivering the Project. The same day, both the Bridges Authority and the Kentucky Public Transportation Infrastructure Authority unanimously approved the financial plan for the Project.

On June 20, 2012, FHWA issued a revised ROD, approving the Modified Selected Alternative approach.

On July 19, 2012, FHWA accepted the Section 129 Toll Agreement for the Project and an agreement will be entered into among the states and FHWA.

On August 1, 2012, FHWA approved the financing, management, and tolling plans for the Project.

On August 30, 2012, a groundbreaking ceremony was held at Old Salem Road, which will be the first exit on the Indiana side of the East End Crossing.

On October 16, 2012, KYTC and IFA and INDOT finalized the Bi-State Development Agreement to govern the construction, financing, and management of the Project.

On December 7, 2012, KYTC formally awarded the Downtown Crossing to the Walsh Construction Company (Walsh) to build the Downtown Crossing. Walsh is proposing a substantial completion date 18 months ahead of schedule and cost savings of approximately \$90 million compared to initial cost estimates.

On December 27, 2012, IFA and INDOT reached Commercial Close with the Walsh – Vinci- Bilfinger (WVB) East End Partners Team, proposing a substantial completion date nearly eight months ahead of schedule and cost savings of approximately \$228 million compared to initial cost estimates.

On December 28, 2012, KYTC issued a notice to proceed to Walsh for the Downtown Crossing.

▪ **2013**

On January 4, 2013, INDOT and KYTC reached a settlement agreement with the National Trust for Historic Preservation and River Fields, Inc., agreeing to dismiss a lawsuit in exchange for additional commitments to historic preservation and public involvement.

On March 28, 2013, WVB reached Financial Close for the East End Crossing.

On May 14, 2013, IFA issued NTP2 to WVB, allowing WVB to commence construction.

In July 2013, the Kentucky Asset Liability Commission issued \$236 million in grant anticipation revenue vehicles (GARVEEs) bonds for the Project.

On September 5, 2013, the Joint Board confirmed and ratified the selection of Computer Aid, Inc (CAI) as oversight advisor to oversee the work of a toll system integrator and toll operator.

On September 11, 2013, the Kentucky-Indiana Tolling Body approved initial toll rates for both crossings.

On December 12, 2013, KPTIA closed on a \$452.2 million loan with the US Department of Transportation (US DOT) through the TIFIA program.

On December 20, 2013, KPTIA closed approximately \$275.67 million in toll revenue bonds and \$452.2 million in bond anticipation notes (BANs) to complete the LSIORB financing. The BANs will be retired on or before July 1, 2017 when the TIFIA loan proceeds will be drawn.

▪ **2014**

On January 27, 2014, Kapsch Trafficom USA was selected by the Joint Board and subsequently awarded a contract through INDOT to provide the services of the electronic toll collection (ETC) contractor.

On August 20, 2014, the Joint Board confirmed and ratified the selection of New West to provide marketing, branding, and communications services related to an all-electronic tolling system.

PROJECT MANAGEMENT AND OVERSIGHT

The Commonwealth of Kentucky and the State of Indiana are collectively the Project Sponsors for the Ohio River Bridges Project. Working closely together, the states are implementing the Project through the Kentucky Transportation Cabinet and the Kentucky Public Transportation Infrastructure Authority with respect to the Downtown Crossing and the Indiana Department of Transportation and the Indiana Finance Authority with respect to the East End Crossing.

Following is additional detail on the roles and responsibilities of various parties.

- **Bi-State Management Team**

Overall project management is performed by the Bi-State Management Team (BSMT), comprised of representatives from KYTC, INDOT, and FHWA as a non-voting, ex-officio member.

- **Joint Board**

The Joint Board acts as the appeal authority for conflict resolution for the Bi-State Management Team. Members include the Secretary of the Kentucky Transportation Cabinet, the Chairman of KPTIA, the Commissioner of the Indiana Department of Transportation, and the Public Finance Director of the State of Indiana.

- **KYTC and KPTIA**

KYTC and KPTIA, supported by their Technical Team (described below), will be responsible for all aspects of the Downtown Crossing contract(s). KYTC also provides a liaison and advisory support to INDOT and IFA for their successful completion of the East End Crossing contract(s).

- **INDOT and IFA**

INDOT and IFA, supported by their Technical Team (described below), will be responsible for all aspects of the East End Crossing contract(s). INDOT also provides a liaison and advisory support to KYTC for its successful completion of the Downtown Crossing contract(s).

- **General Engineering Consultant**

The General Engineering Consultant (GEC) serves as requested and authorized by the BSMT.

- **Technical Teams**

Each state has procured consultant Technical Teams to assist their staff with contract administration and oversight of their respective alternative delivery contracts. The Technical Teams supplement and assist state personnel with design review, contract administration, construction inspection, and quality control and quality assurance activities. Each state has appointed a representative to serve on the other state's Technical Team in order to assist in the review and development of those portions of the Project (Sections 3 and 4) that are to be constructed within the jurisdiction of the appointing state.

- **Downtown Crossing Design-Builder**

On December 28, 2012, KYTC formally selected Walsh Construction to build the Downtown Crossing.

- **East End Crossing Developer**

On December 27, 2012, IFA reached Commercial Close with WVB East End Partners, a consortium of Walsh Construction, Vinci Concessions, and Bilfinger Berger PI International, to construct the East End Crossing. IFA and INDOT elected to let separate construction contracts under INDOT's authority for the Salem Road alignment and for the majority of tree clearing and structure demolition for the East End Crossing.

- **Toll System Integrator**

As set forth in the Bi-State Development Agreement, Kentucky and Indiana, through a Joint Board, will procure the services of a Toll System Integrator/Operator to design, develop, integrate, deliver, install, and test the electronic toll collection system for the Project; and following completion, to operate, maintain, repair, and manage the electronic toll collection system. KYTC, on behalf of the Joint Board, procured Computer Aid, Inc (CAI) as the toll oversight advisor. CAI will oversee the work of a Toll System Integrator and Toll Operator on behalf of the Joint Board and states.

The Joint Board plans to contract for the design, integration, implementation, operation, and maintenance of the tolling system through two separate component procurements. On January 27, 2014, Kapsch Trafficom USA was selected by the Joint Board and subsequently awarded a contract through INDOT to provide the services of the electronic toll collection (ETC) contractor. New West was selected to provide tolling communications and education at a Joint Board meeting on August 20, 2014.

- **Section Design Consultants**

Six Section Design Consultants (SDCs) were responsible for preliminary design, right of way, and utility engineering, including plan development, environmental investigations, preliminary permitting, and environmental mitigation required by the ROD. The SDCs were selected after issuance of the original ROD in 2004 and worked up to the start of the procurement process for the two major alternative delivery contracts. Four of the six SDCs continue to provide assistance in support of the procurements and will complete their work when the procurements are completed.

- **Standing Advisory Teams**

There are several standing advisory teams with specific historical and environmental functions that also serve as information outlets. These include a Bi-State Historic Consultation Team, two Historic Preservation Advisory Teams, four Area Advisory Teams, and a Regional Advisory Committee. These advisory teams have varying duties which include providing recommendations to the BSMT during development of contract provisions regarding design of the Project; providing feedback on plans with the specific needs of their communities in mind as well as the region at large.

- **Ombudsmen**

Two Project Ombudsmen are responsible for communicating with the public and investigating reported problems on all aspects of the Project during the development and delivery of the Project. The Ombudsmen report recommendations, complaints and their findings to the BSMT. The Ombudsmen provide responses of any findings, decisions or resolutions.

- **Louisville and Southern Indiana Bridges Authority**

The Bridges Authority will continue to satisfy any obligations it has with respect to the Project pursuant to Kentucky Revised Statutes Section 175B and any responsibilities it may have under the Bi-State Development Agreement.

Chapter 2. Project Cost Estimate

INTRODUCTION

This chapter provides a detailed description of Project cost elements and cost estimates in year-of-expenditure dollars for each element. This chapter also summarizes the costs incurred since the original Notice of Intent was published in the Federal Register and provides detail on key cost-related assumptions. Project costs discussed in this chapter are limited to direct project expenditures and do not include financing and interest costs associated with the delivery of the Project. These indirect costs are discussed in Chapter 4 and included in the Project cash flows provided in Chapter 5. Estimated costs and expenditures presented in this chapter are current as of State Fiscal Year 2014 (June 30, 2014).

CURRENT COST ESTIMATES

The total estimated cost for the Project is \$2.324 billion, based on projected year-of-expenditure dollars (i.e., on a cash flow basis in nominal terms and exclusive of financing and interest costs during construction). This cost estimate: (i) reflects updated figures from bids provided by Walsh on the Downtown Crossing and WVB on the East End Crossing and (ii) includes the most current project phasing and anticipated schedule.

Table 2-1 provides an overview of Project costs, broken down by project component and section and comparing the 2012 IFP with the 2013 and 2014 Annual Updates. The estimates are presented in year-of-expenditure dollars and incorporate reasonable inflation estimates, as described further below. These costs are exclusive of financing and interest costs for the Project and do not include designated reserve funds. The cost estimate of \$2.324 billion is slightly lower than the prior year's official cost estimate as presented in the 2013 Annual Update of \$2.344 billion. The \$20 million variance is due primarily to variances between planned and actual expenses for right-of-way, utilities, construction and oversight. Additionally, the developer for both the East End Crossing and Downtown Crossing revised their schedule after the 2013 Update was prepared, distributing some of their general and overhead expenses differently within each contract, respectively; however, their net construction cost estimates have not changed. This variance is described further in Chapter 10 of this Annual Update.

Table 2-1. Project Cost Estimate – by Project Component and Section

Total Project Costs in Year of Expenditure Dollars (in millions)					
Project Segment	2012 IFP	2013 Update	2014 Update	Change from 2013	Change from IFP
Downtown Crossing					
Section 1 - Kennedy Interchange	659.8	586.4	612.5	26.2	(47.3)
Section 2 - Downtown Bridge	357.8	323.2	308.2	(15.0)	(49.6)
Section 3 - Downtown IN Approach	197.7	182.9	172.3	(10.5)	(25.4)
Kentucky Other Costs	92.3	176.2	172.7	(3.5)	80.4
Total Downtown Crossing	1,307.6	1,268.7	1,265.8	(2.9)	(41.8)
East End Crossing					
Section 4 - KY East End Approach	737.6	500.7	511.1	10.3	(226.5)
Section 5 - East End Bridge	284.4	247.5	222.6	(24.9)	(61.8)
Section 6 - IN East End Approach	196.1	218.7	224.3	5.7	28.2
Indiana Other Costs	58.2	108.7	99.8	(8.9)	41.6
Total East End Crossing	1,276.3	1,075.7	1,057.8	(17.8)	(218.5)
PROJECT TOTAL	2,583.9	2,344.4	2,323.6	(20.7)	(260.3)

- (1) Totals may not sum due to rounding.
- (2) Other Costs include project-wide costs that are not specific to individual project sections and include such costs as those incurred for historic mitigation and enhancements (not tied to any particular section), project development, general engineering and other professional fees and administrative expenses. Kentucky's share of project-wide costs is shown as part of the Downtown Crossing expenditure and Indiana's share of project-wide costs is shown as part of the East End Crossing expenditure.
- (3) Project costs do not include financing and interest costs, addressed in Chapter 4.

INFLATION ASSUMPTIONS AND COST ESTIMATING METHODOLOGY

Inflation Assumptions

The inflation assumptions used by both states presently are within a range of 2.00 – 2.50 percent, which is representative of the average Midwestern Consumer Price Index (CPI) found over the past twenty years by the Bureau of Labor and Statistics. State costs that are subject to inflation include the General Engineering, Oversight, and Toll System costs.

Design Build and Developer costs are included as year-of-expenditure figures reflecting contractual commitments and thus no additional inflation assumptions are required for these costs. It also should be noted that Milestone Payments that will be paid by Indiana are fixed contractual amounts and not subject to inflation; however, 20 percent of the Availability Payments are subject to inflation as measured by the CPI and the remaining 80 percent at a constant 2.50 percent.

Cost Estimating Methodology

Current cost estimates for state expenditures have been developed by the General Engineering Consultant, and the states' technical advisors, in conjunction with the BSMT and FHWA. Cost estimates for the Design-Build Team (DBT) and Developer costs are based on actual bids

received and contractual commitments from the selected construction consortia. The cost estimates were developed by breaking down the Project into the six major sections plus an “Other Costs” category and, further, into nine major elements. The updated methodology for each element is further described below.

Table 2-2. Cost Estimating Methodology

Cost Elements
<p>Engineering and Design</p> <p><i>Preliminary and final engineering design services.</i> Final engineering is included in the delivery contracts for the Downtown and East End Crossings. The engineering design cost is approximately 10-15 percent of the DBT and Developer’s total bid.</p>
<p>Design Program Management</p> <p><i>Cost to each state for services of the GEC during the design phase and miscellaneous departmental program management costs.</i> This element is subdivided into two components: Design Program Management INDOT and Design Program Management KYTC to cover each state’s share of the GEC costs. Program Management estimates are based on currently negotiated contracts and estimates that cover the currently planned Project schedule.</p>
<p>Construction Administration and Inspection</p> <p><i>All construction and program management, administration, and inspection activities during the construction phase of the Project.</i> Construction Administration and Inspection costs in the negotiated contracts with the states technical advisors are based on estimated level of effort and final construction schedule.</p>
<p>Construction</p> <p><i>Estimated cost of construction.</i> Construction estimates reflect bid prices utilizing two large alternative delivery contracts, with several smaller specialty contracts throughout the construction period.</p>
<p>Construction Contingency</p> <p><i>Contingency to cover additional construction services in the event unforeseen circumstances arise that result in additional cost.</i> With the alternative project delivery type contracts for the East End and Downtown Crossings, all of the pricing and most of the construction have been assigned to the DBT and Developer and are included in their bids. The states have set up reserve accounts to cover the risks they retain.</p>
<p>Utilities</p> <p><i>All public and private project-related utility relocation and new utility construction.</i> Costs include those related to telephone, electric, gas, fiber optics, water, sewer, TV cable, and storm drainage and are all fixed. All of the Downtown Crossing’s utility costs were included in the DBT’s bid and are now fixed. Indiana retained responsibility for several utility relocations, and has negotiated fixed costs for that work with the utility companies. The balance of the East End Crossing utility work is included in the Developer’s bid and is now fixed.</p>
<p>Right of Way Acquisition</p> <p><i>Appraisals, administration, management, and acquisition of required right of way.</i> All of the right-of-way required for the Project has been acquired.</p>

Cost Elements
Enhancements
<i>Various Project-related commitments as identified in the Record of Decision.</i> This includes fixed dollar commitments made for a Minority Historic Rehabilitation Craftsman Training Program, Rehabilitation of Trolley Barn Buildings in West Louisville, TARC enhanced bus service, and various other NEPA commitments.
Historic Mitigation
<i>Implementation of mitigation of sensitive historic properties.</i> This includes costs to date for such items as the acquisition and renovation of the Spring Street Freight House in Indiana and the acquisition and rehabilitation of Rosewell in Kentucky, both of which are now complete. Costs for mitigation at several other historic properties will continue into future years.

Figure 2-1 provides a summary breakdown of Project costs by element in year-of-expenditure dollars and a comparison of the 2012 IFP with the 2013 and 2014 Financial Plan Updates.

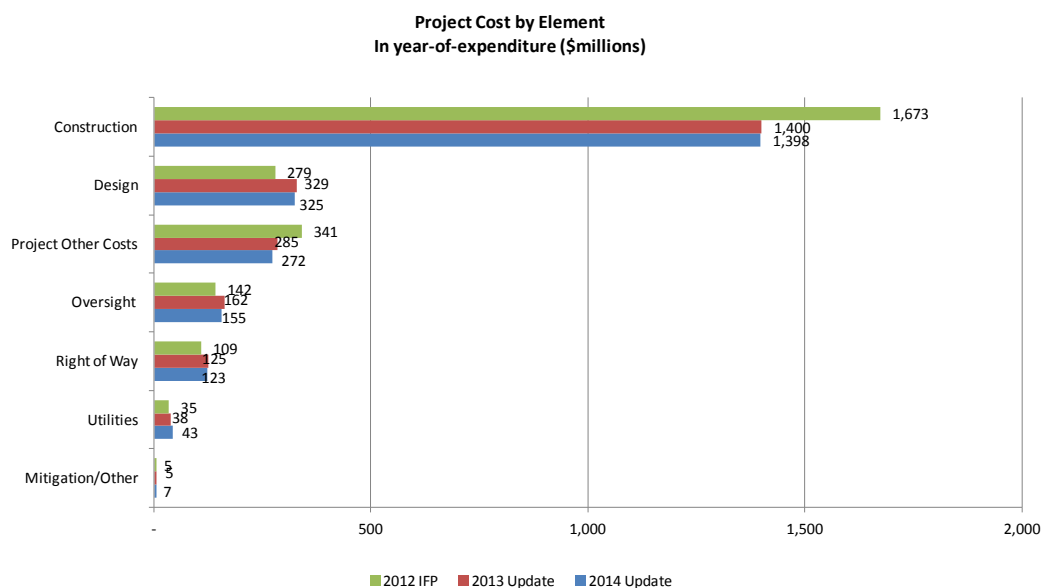


Figure 2-1. Project Cost by Element (exclusive of financing and interest costs)

Tables 2-3a and 2-3b show the breakdown of costs for the Project annually by Project component and section and by state, respectively. As noted above, these costs reflect updated costs by section and by state as well as an accelerated construction timetable relative to the project budget included in the IFP.

Kentucky is primarily responsible for the costs associated with the Downtown Crossing (Sections 1, 2 and 3) and Indiana for the costs of the East End Crossing (Sections 4, 5 and 6). However, Kentucky continues to pay for right of way for Section 4 and Indiana for right of way for Section 3. Prior to July 2012, Project costs were generally allocated so that Kentucky was responsible for Sections 1 and 4, Indiana was responsible for Sections 3 and 6, and the states split equally the cost of Sections 2 and 5. Therefore, Kentucky’s total expenditures will not equal the total cost of the Downtown Crossing and Indiana’s total expenditures will not equal the total cost of the East End Crossing.

**Table 2-3a. Project Budget by Project Component and Section, Exclusive of Financing and Interest Costs
(Year-of-Expenditure \$)**

Detailed Budget (\$YOE)	Thru 2010	2011	2012	2013	2014	2015	2016	2017	2018/2019	Total
Downtown Crossing										
Section 1	54,389,977	10,598,674	7,937,305	70,718,227	146,495,199	171,380,402	114,613,341	36,379,169	-	612,512,294
Section 2	12,974,022	47,659	1,236,056	43,813,166	90,898,838	96,820,405	46,390,605	16,060,174	-	308,240,924
Section 3	1,177,461	1,621,824	2,426,272	37,352,593	54,825,180	38,168,054	29,220,533	7,557,204	-	172,349,121
Kentucky Other Costs	50,304,264	4,902,764	7,983,064	35,880,869	23,927,851	16,362,161	13,297,563	12,027,522	8,000,000	172,686,058
Subtotal – Downtown	118,845,724	17,170,921	19,582,697	187,764,855	316,147,069	322,731,022	203,522,042	72,024,068	8,000,000	1,265,788,397
East End Crossing										
Section 4	24,203,119	15,680,827	13,456,048	68,285,247	114,098,027	176,535,892	87,952,961	10,870,212	-	511,082,333
Section 5	12,794,456	2,813,469	2,424,770	29,399,732	52,649,193	55,486,347	56,470,556	10,586,018	-	222,624,539
Section 6	17,600,591	3,294,844	2,568,909	29,764,581	52,957,264	93,464,761	21,495,483	3,173,771	-	224,320,204
Indiana Other Costs	19,520,365	2,828,919	7,172,322	30,812,248	4,623,861	9,000,000	10,725,000	12,107,750	3,000,000	99,790,465
Subtotal – East End	74,118,530	24,618,059	25,622,049	158,261,808	224,328,344	334,487,000	176,644,000	36,737,750	3,000,000	1,057,817,541
TOTAL	192,964,254	41,788,980	45,204,746	346,026,663	540,475,413	657,218,022	380,166,042	108,761,818	11,000,000	2,323,605,938

**Table 2-3b. Project Budget by State
(Year-of-Expenditure \$)**

Detailed Budget (\$YOE)	Thru 2010	2011	2012	2013	2014	2015	2016	2017	2018/2019	Total
Full Project										
Kentucky	141,781,599	32,612,829	31,206,830	184,198,955	314,712,459	322,731,022	203,522,042	72,024,068	8,000,000	1,310,789,804
Indiana	51,182,656	9,176,151	13,997,916	161,827,708	225,762,954	334,487,000	176,644,000	36,737,750	3,000,000	1,012,816,134
Total	192,964,254	41,788,980	45,204,746	346,026,663	540,475,413	657,218,022	380,166,042	108,761,818	11,000,000	2,323,605,938

PROJECT EXPENDITURES

As shown in Table 2-4, approximately \$1.166 billion was expended on the Project through the end of SFY 2014. The \$17.2 million difference between the 2013 and 2014 Annual Updates for SFY 2013 is a result of accounting for invoiced work in 2013 that was actually paid in 2014. The 2013 Annual Update identified Downtown Crossing work that was completed in 2013 as being paid in 2013. The 2014 Annual update recognized the work was actually paid in FY 2014 and corrected the 2013 expenditures to reflect that change. In aggregate, the 2014 Update shows \$117.4 million less being expended through SFY 2014 than the 2013 Update.

Table 2-5 provides a summary of the projected future expenditures for the Project, by state fiscal year and based on the year-of-expenditure estimates as of SFY 2014. It also provides a comparison with the 2012 IFP and 2013 Update.

Table 2-4. Total Expenditures to Date by State Fiscal Year
(Year-of-Expenditure \$, in millions)

SFY	Kentucky					Indiana					Total				
	IFP	2013	2014	Change from 2013	Change from IFP	IFP	2013	2014	Change from 2013	Change from IFP	IFP	2013	2014	Change from 2013	Change from IFP
1998 - 2003	11.1	11.1	11.1	-	(0.0)	11.1	11.1	11.1	-	(0.0)	22.2	22.2	22.2	-	(0.0)
2004	1.0	1.0	1.0	-	(0.0)	0.6	0.6	0.6	-	0.0	1.6	1.6	1.6	-	(0.0)
2005	15.1	15.1	15.1	-	0.0	4.1	4.1	4.1	-	(0.0)	19.2	19.2	19.2	-	0.0
2006	29.3	29.3	29.3	-	0.0	7.3	7.3	7.3	-	0.0	36.6	36.6	36.6	-	0.0
2007	31.1	31.1	31.1	-	0.0	8.4	8.4	8.4	-	0.0	39.5	39.5	39.5	-	0.0
2008	18.7	18.7	18.7	-	(0.0)	5.6	5.6	5.6	-	0.0	24.3	24.3	24.3	-	0.0
2009	18.1	18.1	18.1	-	0.0	7.9	7.9	7.9	-	(0.0)	26.0	26.0	26.0	-	(0.0)
2010	17.4	17.4	17.4	-	(0.0)	6.1	6.1	6.1	-	0.0	23.5	23.5	23.5	-	0.0
2011	32.6	32.6	32.6	-	0.0	9.2	9.2	9.2	-	(0.0)	41.8	41.8	41.8	-	(0.0)
2012	45.8	31.2	31.2	-	(14.6)	12.9	14.0	14.0	-	1.1	58.7	45.2	45.2	-	(13.5)
2013	71.4	201.4	184.2	(17.2)	112.8	60.3	161.8	161.8	-	101.5	131.7	363.3	346.0	(17.2)	214.3
2014	213.7	393.1	314.7	(78.4)	101.0	260.4	247.6	225.8	(21.8)	(34.6)	474.1	640.7	540.5	(100.2)	66.4
TOTAL	505.3	800.1	704.5	(95.6)	199.2	393.9	483.8	462.0	(21.8)	68.1	899.2	1,283.9	1,166.5	(117.4)	267.3

*Numbers may not sum due to rounding.

** Costs are exclusive of financing and interest costs in this time period.

Table 2-5. Projected Future Expenditures by State Fiscal Year
(Year-of-Expenditure \$, in millions)

SFY	Kentucky					Indiana					Total				
	IFP	2013	2014	Change from 2013	Change from IFP	IFP	2013	2014	Change from 2013	Change from IFP	IFP	2013	2014	Change from 2013	Change from IFP
2015	237.2	252.0	322.7	70.7	85.5	275.0	331.6	335.9	4.2	60.9	512.2	583.7	658.6	75.0	146.4
2016	241.5	173.1	203.5	30.4	(38.0)	276.1	176.6	176.6	-	(99.5)	517.6	349.8	380.2	30.4	(137.4)
2017	251.1	80.7	72.0	(8.7)	(179.1)	284.2	35.4	35.4	-	(248.8)	535.3	116.0	107.4	(8.7)	(427.9)
2018	117.2	8.0	8.0	-	(109.2)	2.4	3.0	3.0	-	0.6	119.6	11.0	11.0	-	(108.6)
TOTAL	847.0	513.8	606.3	92.4	(240.7)	837.7	546.6	550.9	4.2	(286.8)	1,684.7	1,060.5	1,157.1	96.7	(527.6)

*Numbers may not sum due to rounding.

** Costs are exclusive of financing and interest costs in this time period.

Figures 2-2 and 2-3 show updated historic and future Project expenditures by section, exclusive of financing and interest costs.

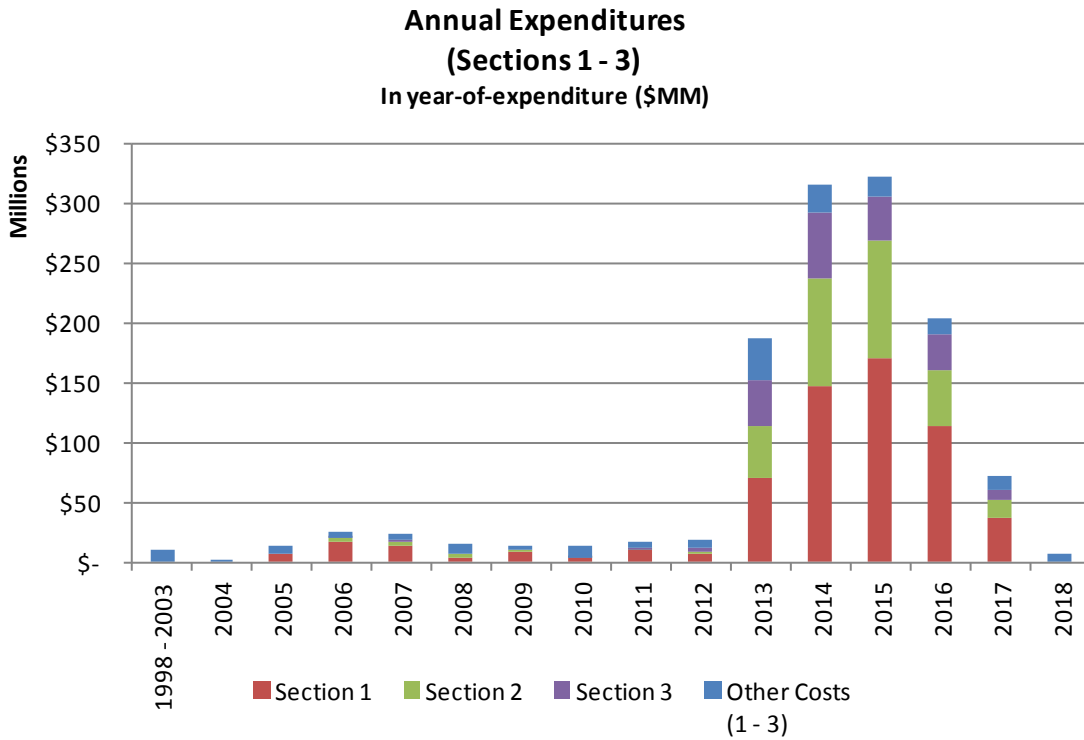


Figure 2-2. Annual Expenditures – Downtown Crossing

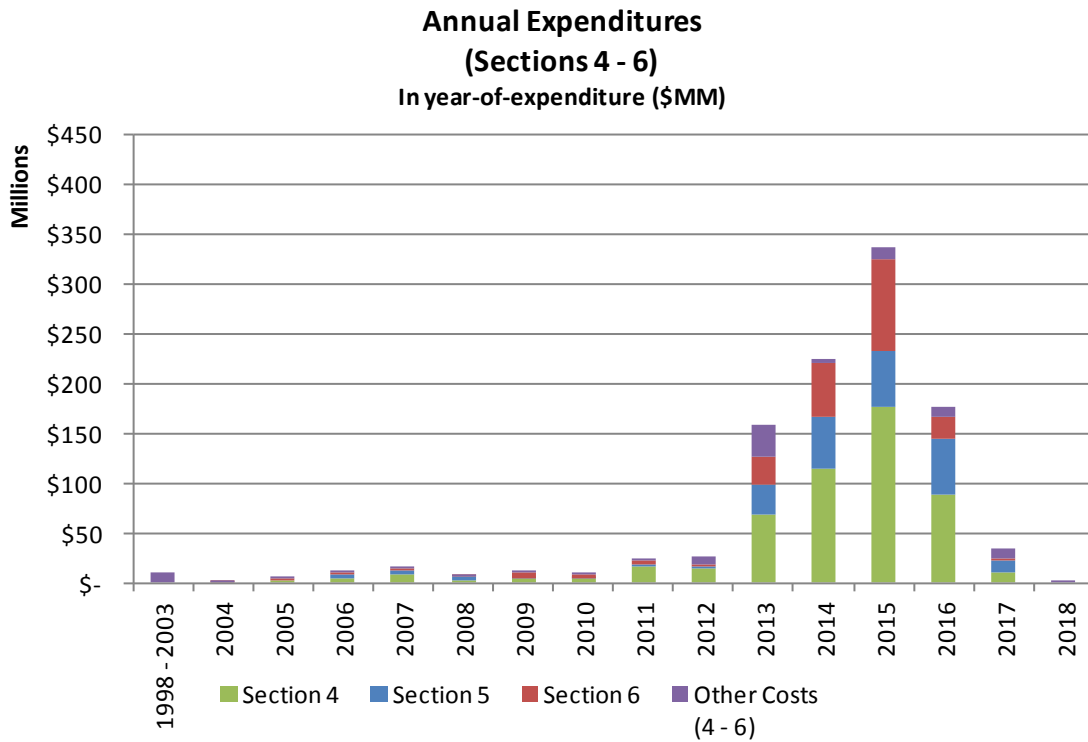


Figure 2-3. Annual Expenditures – East End Crossing

Figures 2-4a and 2-4b provide a comparison of budgeted annual expenditures by Crossing and Section and actual expenditures as of June 30, 2014 for the Downtown and East End Crossings, respectively. These costs are exclusive of financing and interest costs and do not include designated reserve funds. The budget figures presented have been updated as of the 2013 Annual Update. Subsequent updates will use these costs as the baseline for comparison.

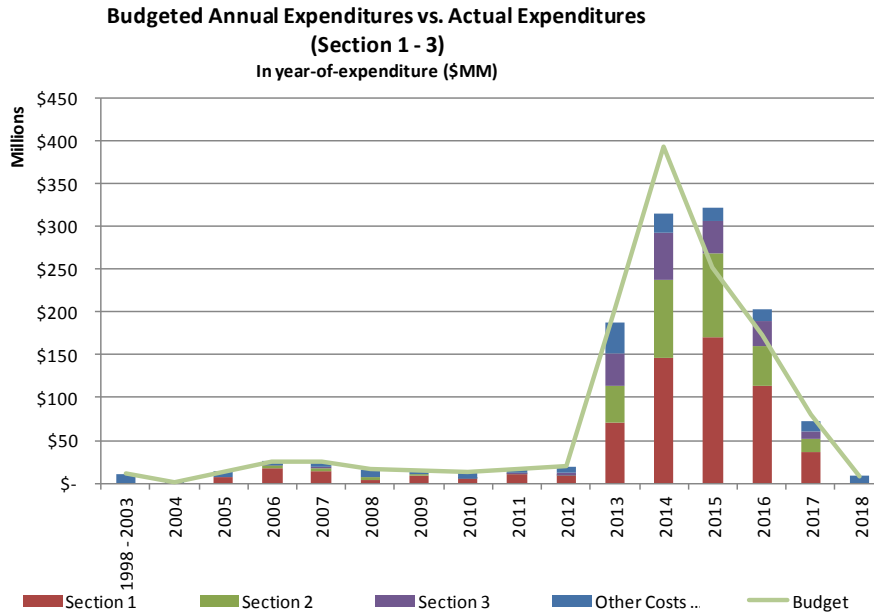


Figure 2-4a. Budgeted Annual Expenditure vs. Actual Expenditure, Downtown Crossing

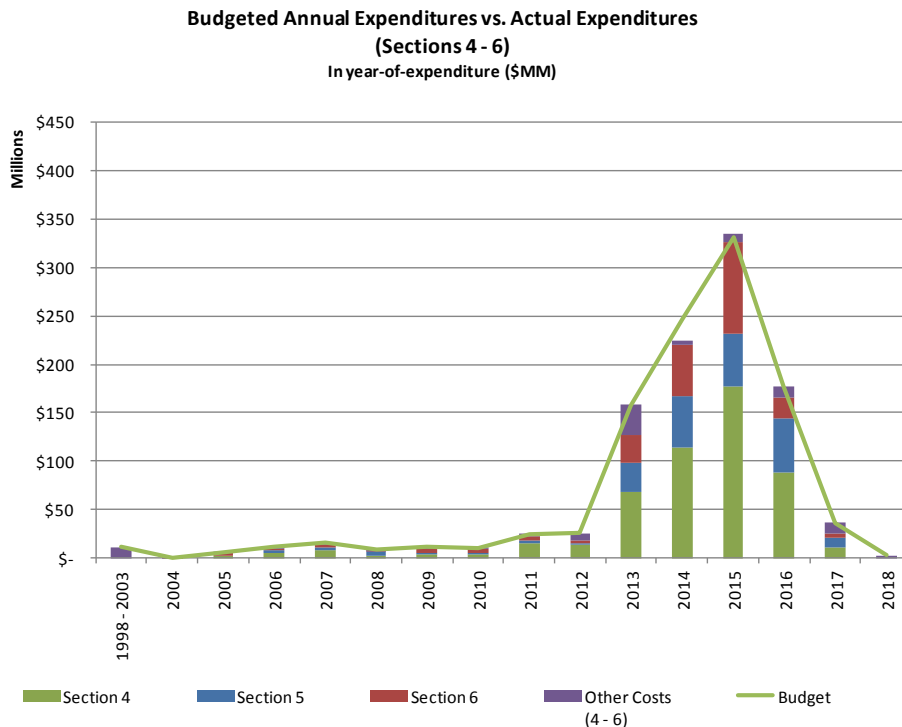


Figure 2-4b. Budgeted Annual Expenditure vs. Actual Expenditure, East End Crossing


Chapter 3. Implementation Plan

INTRODUCTION

This chapter provides information on the implementation schedule for the Project. It also provides additional information regarding the allocation of implementation responsibilities and an updated summary of the status of necessary permits and approvals.

PROJECT SCHEDULE OVERVIEW

The Project schedule is based on delivery of the Downtown Crossing under a design- build contract and the East End Crossing under an availability payment P3 procurement. The Project is expected to be substantially complete by the end of SFY 2017 (see *Figure 3-1 and Table 3-1*). The East End Crossing is expected to reach final acceptance by February 28, 2017 and the Downtown Crossing is expected to reach final acceptance by April 15, 2017.



**Includes state costs for toll system, project-wide mitigation, and oversight costs. **IFP did not include Other category.*

Figure 3-1. Project Schedule Overview

Table 3-1 shows the status of each section of the Project. Construction has commenced and the estimated dates for being open to traffic remain unchanged from the 2013 Update.

Table 3-1. Current Activities and Status

Project Section	Activities	Approximate Status	Estimated Construction Start Date			Estimated Open to Traffic Date		
			2012 IFP	2013 Update	2014 Update	2012 IFP	2013 Update	2014 Update
Section 1 – Kennedy Interchange	Design phase	89%						
	ROW phase	100%	July 2013	July 2013	July 2013 (actual)	Dec 2018	Dec 2016	Dec 2016
	Utilities	78%						
	Construction	31%						
Section 2 – Downtown Bridge	Design phase	96%	July 2013	July 2013	July 2013 (actual)	Dec 2018	Dec 2016	Dec 2016
	Construction	40%						
Section 3 – Downtown Indiana Approach	Design phase	100%						
	ROW phase	100%	July 2013	July 2013	July 2013 (actual)	Dec 2017	Dec 2016	Dec 2016
	Utilities	100%						
	Construction	37%						
Section 4 – East End Kentucky Approach	Design phase	86%	Jun 2013	Jun 2013	Jun 2013 (actual)	Dec 2017	Oct 2016	Oct 2016
	ROW phase	100%						
	Construction	20%						
Section 5 – East End Bridge	Design phase	56%	Jun 2013	Jun 2013	Jun 2013 (actual)	Dec 2017	Oct 2016	Oct 2016
	Construction	19%						
Section 6 – East End Indiana Approach	Design phase	96%	Jun 2013	Jun 2013	Jun 2013 (actual)	Dec 2017	Oct 2016	Oct 2016
	ROW phase	100%						
	Construction	11%						

PROJECT DELIVERY

The Project Sponsors have pursued alternative delivery approaches for both Crossings in order to enhance the feasibility of the Project through accelerated project delivery, avoid inflation costs, take advantage of additional sources of financing, and transfer various risks to the private sector, such as construction risk, and/or long-term operating and maintenance risks. As a result, the Downtown Crossing is being procured under a design-build contract and the East End Crossing is being procured as an availability payment P3 procurement. Figure 3-2 provides the updated procurement schedules for each component.

Milestone	Downtown Crossing	East End Crossing
Final RFQ Issued	March 8, 2012	March 9, 2012
Statement of Qualifications	April 2, 2012	April 9, 2012
Shortlist of Proposers	May 1, 2012	April 23, 2012
Final RFP	August 3, 2012	July 31, 2012
Final Proposals Received	November 15, 2012	October 26, 2012
Notice to Proceed/Financial Close	December 28, 2012	March 28, 2013
Targeted Substantial Completion	December 9, 2016	October 31, 2016
Final Acceptance Dates	April 15, 2017	February 28, 2017

Figure 3-2. Procurement Schedules

PERMITS AND APPROVALS

On September 6, 2003, the Federal Highway Administration issued a Record of Decision selecting the preferred alternative as a Two Bridges/Highway Alternative, with the specific elements selected in the Far East and Downtown corridors, as well as the Kennedy Interchange Reconstruction option.

On November 10, 2011, a Supplemental Draft Environmental Impact Statement was approved by FHWA, KYTC, and INDOT. The Supplemental Final Environmental Impact Statement (SFEIS) was signed on April 20, 2012 and the Revised ROD was signed on June 20, 2012. All permitting activity is being carried out in accordance with the SFEIS and Revised ROD.

The updated status of the permits and approvals required for the Downtown Crossing and for the East End Crossing are outlined in the following table. Additional detail can be found in the Project Management Plan for the Project.

Table 3-2. Required Permits or Notifications

Required Permits or Notifications						
Permit Description (Agency)	Design Section					
	1	2	3	4	5	6
Levee System Modification Permit (USACOE)	✓	N/A	✓	N/A	N/A	N/A
Floodplain Construction Permit (KDOW)	N/A	✓	N/A	✓	✓	N/A
Construction in a Floodway Permit (IDNR)	N/A	N/A	N/A	N/A	✓	✓
Federal Permit for Eagle Take (US Fish & Wildlife)	N/A	N/A	N/A	✓	N/A	N/A
National Pollutant Discharge Elimination System (IDEM Rule 5)	N/A	✓	✓	N/A	✓	✓
National Pollutant Discharge Elimination System (Kentucky PDES)	✓	✓	N/A	✓	✓	N/A
Section 401 Water Quality Certification (IDEM)	N/A	✓	✓	N/A	✓	✓
Section 401 Water Quality Certification (KDOW)	✓	✓	N/A	✓	✓	N/A
Section 404 – Discharge of Dredged or Fill Material (USACOE)	N/A	✓	✓	✓	✓	✓
Section 9 Bridges or Causeways Permit (USCG)	N/A	✓	N/A	✓	✓	N/A
Tall Structure Permit (FAA)	N/A	✓	✓	N/A	✓	✓

In 2010, the Bridges Authority and the Bi-State Management Team worked with the area's Metropolitan Planning Organization (MPO) and FHWA on a financial demonstration document for the Project in connection with the update of the MPO's long-range Metropolitan Transportation Plan (MTP). The plan was approved by the MPO's Transportation Policy Committee in October 2010 and subsequently approved by FHWA in November 2010. These actions allowed the Project to be retained as an active, fiscally-constrained project within the MTP. In October 2011, the third amendment of the MTP was approved. That amendment included project changes to align the MTP with the Modified Selected Alternative project scope and description, with the cost savings and tolling assumptions that were reflected in the SDEIS published in November 2011, and that are consistent with this Financial Plan document.

Chapter 4. Financing and Revenues

INTRODUCTION

This chapter discusses the financial plan for the Project and reviews updates since the 2013 Annual Update was prepared. Specifically, it presents the available and committed funding required to complete the Project, including state transportation and federal-aid formula funds, federal discretionary funds, Project revenues, and associated financing. A discussion of continued risks associated with funding availability also is included.

FINANCIAL PLAN OVERVIEW

This Annual Update to the Financial Plan reflects the planned funding and finance strategy by which the Project's estimated \$2.324 billion cost (in year-of-expenditure dollars, exclusive of financing and interest costs) will be funded through a combination of conventional state and federal transportation program funds and toll-based Project revenues. In the case of Kentucky's design-build contracting approach for the Downtown Crossing, these funding sources are being leveraged to provide the necessary up-front capital for construction through a combination of Kentucky's federal-aid funding commitments, toll revenue bonds, Transportation Infrastructure and Financing Act (TIFIA) financing and grant anticipation revenue vehicle (GARVEE) bonds. In the case of Indiana's availability payment P3 approach for the East End Crossing, private sector financing, including private equity and debt, has been secured by the Developer to support its obligations, and the payments under the P3 agreement are being met by Indiana's commitments of state and federal funding and its share of the toll-based revenues from the Project. As of the end of SFY2014 (June 30, 2014), the states expended approximately \$1.166 billion collectively for the Project (exclusive of financing and interest costs).

The Project Sponsors have developed a financial plan that recognizes the limitations on conventional state and federal transportation funding and finds the right balance of funding alternatives to meet the following goals:

- Ensuring that cost sharing arrangements are equitable and the states' financial obligations to the Project are manageable;
- Ensuring that the Project delivers value to the states, taxpayers, project partners, and end users through appropriate toll rates and the lowest feasible Project cost;
- Seeking private sector innovation and efficiencies and encouraging design solutions that respond to environmental concerns, permits, and commitments in the ROD;
- Developing the Project in a safe manner that supports congestion management and economic growth for the region;
- Ensuring the Project is constructed within a time period that meets or beats final completion target dates.
- Transparently engaging the public and minimizing to the extent possible disruptions to existing traffic, local businesses, and local communities; and
- Delivering a Project that is a self-sustaining, integrated cross-river mobility solution for future generations.

PROCUREMENT APPROACH AND FINANCING

The Downtown Crossing and East End Crossing are being procured using two different methods of delivery and financing, as described below.

Downtown Crossing

On May 1, 2012, KYTC issued a draft RFP to three short-listed teams. The Final RFP was released in August 2012 and the Apparent Best Value Design Build Team, a consortium led by Walsh Construction, was announced in November 2012. On December 7, 2012, KYTC formally selected Walsh Construction to design and construct the Downtown Crossing.

Payments to the selected design-builder for the Downtown Crossing are being financed by KYTC and KPTIA using a combination of direct funding from the KYTC Highway Plan, GARVEE bond proceeds, toll revenue bond proceeds, and TIFIA financing.

On December 12, 2013, KPTIA closed on a \$452.2 million loan with the US Department of Transportation (US DOT) through the TIFIA program. On December 20, 2013, KPTIA closed approximately \$275.670 million in toll revenue bonds and \$452.2 million in bond anticipation notes (BANs) to complete the LSIORB financing. The BANs will be retired on or before July 1, 2017 when the TIFIA loan proceeds will be drawn.

East End Crossing

Indiana has procured a developer to design, build, finance, as well as operate and maintain portions of the East End Crossing under an Availability Payment (AP) structure as set out in a Public-Private Agreement (PPA). On May 2, 2012, IFA issued a draft RFP to four short-listed teams. The Final RFP was issued in July 2012 and in December 2012 IFA reached Commercial Close on the PPA with WVB East End Partners (WVB), a consortium of Walsh Construction, Vinci Concessions, and Bilfinger Berger PI International. IFA and INDOT elected to let separate construction contracts under INDOT's authority for the Salem Road alignment and for the majority of tree clearing and structure demolition for the East End Crossing.

To finance design and construction of the East End Crossing, WVB sold \$702 million in private activity bonds (PABs) and provided \$78 million in Risk Capital. IFA will make eight Milestone Payments to WVB for the completion of specific portions of the East End Crossing during the construction phase, including substantial completion. Beginning at substantial completion, Availability Payments will then be made during the 35-year operations and maintenance (O&M) term of the PPA contract. The Maximum Availability Payment (MAP) of \$32.9 M, in 2012 dollars, will be adjusted as defined in the PPA dependent on the CPI and the Developer's performance during the O&M term. IFA is contractually obligated to make milestone and availability payments and has entered into a Project Trust Agreement with a Project Trustee who will manage and dispense funds accordingly. To give effect to this arrangement, IFA has entered into an agreement with INDOT to receive a total of \$392 million to fund Milestone Payments, beginning with \$44 million in 2013, \$54 million in 2014, \$54 million in 2015, \$24 million in 2016, and \$54 million on an annual basis from 2017 through 2020. Likewise, IFA has entered into a Use Agreement with INDOT to receive payments equal to anticipated MAP as defined in the PPA.

INDOT will use a combination of state and federal funds to fund the Milestone Payments to IFA while toll revenues, in combination with state and federal funds, as needed, will be used to make Availability Payments, as described further below. As noted above, the Developer will

utilize a combination of PABs and Risk Capital to finance design and construction prior to receiving Milestone and Availability Payments.

STATE TRANSPORTATION AND FEDERAL-AID FORMULA FUNDING

Both Kentucky and Indiana have historically used federal-aid resources for the Project and have committed specific funding from their respective near-term federal-aid highway funding programs, as described further below.

Federal-aid formula funds provided to the Project have been and will continue to be matched by a combination of state road funds and toll credits (credits unrelated to the Project) in Kentucky and by state funds in Indiana. Both states have a demonstrated track record of meeting their state match obligations with a variety of state funding sources, including state-imposed fuel taxes and a variety of transportation-related fees.

Based on expectations regarding the availability of federal funding, as well as expectations regarding the availability of corresponding state transportation funds, an estimated \$1,518.9 million of federal-aid highway formula and state transportation funds is reasonably expected to be available to the Project (*see Table 4-1*). This includes the state and federal funds reflected in the Sources of Funds in Chapter 5 as well as additional contingency funding resources for both states. It does not include up-front funds being provided by the Developers or through project financing, discussed later in this chapter. Increases in Indiana's state funding between the 2013 Update and the 2014 Update for the year 2014 relate primarily to changes from federal to state funding for the Relief Event and State Milestone Payment, totaling \$17.6 million. Additional changes to the federal funding in 2014 and 2015 relate to the reduction in project costs totaling \$18.0 million and shifting of a small portion of project costs and corresponding funding forward from 2014. Together, these adjustments result in an overall reduction of \$18.0 million in SFY 2014.

Table 4-1. Ohio River Bridges Federal and State Conventional Funding (in thousands)

Detailed Budget (YOE \$, thousands)	Financial Plan Year	Thru 2012	2013	2014	2015	2016	2017	2018	Total
Kentucky									
KYTC State Highway Plan Funding ¹	2013	20,620	11,271	10,070	10,289	9,449	8,922	10,000	80,620
	2014	20,620	11,271	10,070	10,289	9,449	8,922	10,000	80,620
	Difference	-	-	-	-	-	-	-	-
KYTC Federal Highway Plan Funding ¹	2013	82,480	45,083	40,278	41,156	37,796	35,686	40,000	322,480
	2014	82,480	45,083	40,278	41,156	37,796	35,686	40,000	322,480
	Difference	-	-	-	-	-	-	-	-
KYTC GARVEEs	2013	100,000	-	237,302	-	-	-	-	337,302
	2014	100,000	-	237,302	-	-	-	-	337,302
	Difference	-	-	-	-	-	-	-	-
Federal Discretionary Funding	2013	76,300	-	-	-	-	-	-	76,300
	2014	76,300	-	-	-	-	-	-	76,300
	Difference	-	-	-	-	-	-	-	-
Total	2013	279,400	56,353	287,650	51,445	47,245	44,608	50,000	816,702
	2014	279,400	56,353	287,650	51,445	47,245	44,608	50,000	816,702
	Difference	-	-	-	-	-	-	-	-
Indiana									
State Funding ²	2013	15,757	26,274	13,727	10,000	10,145	10,145	1,000	87,048
	2014	15,757	26,274	31,346	10,000	10,145	10,145	1,000	104,667
	Difference	-	-	17,618	-	-	-	-	17,618
Federal Formula Funding	2013	31,185	91,488	88,079	75,000	75,880	232,100	-	593,732
	2014	31,185	91,488	51,115	76,383	75,880	232,100	-	558,150
	Difference	-	-	(36,964)	1,383	-	-	-	(35,582)
Federal Discretionary Funding	2013	27,200	1,200	10,980	-	-	-	-	39,380
	2014	27,200	1,200	10,980	-	-	-	-	39,380
	Difference	-	-	-	-	-	-	-	-
Total	2013	74,142	118,962	112,786	85,000	86,025	242,245	1,000	720,160
	2014	74,142	118,962	93,440	86,383	86,025	242,245	1,000	702,197
	Difference	-	-	(19,346)	1,383	-	-	-	(17,963)

¹\$50 million in Highway Plan (federal and state) dollars are planned for SFY 2018 and available as a contingency amount.

²Includes funding for Relief Event Allowance Account.

Kentucky

Through the Six-Year Highway Plan, Kentucky has planned \$816.7 million in federal and state funds to be used on the Project. This total includes \$403.1 million in traditional federal and state matching funds coming from the National Highway Performance and Surface Transportation

Programs funding category. The remaining \$337.3 million in federal funding will be provided via GARVEE bonds already issued to support the Project (see table below for Kentucky's Advance Construction conversion schedule). The commitment of specific categories of federal and state matching funding is subject to future action by the Kentucky General Assembly.

Designated funding amounts are reflected in the Commonwealth's biennial budget (committed for the first two years of funding) and in the Six-Year Highway Plan (subject to appropriation for the remaining four years). Kentucky's funding participation is also reflected in the fiscally-constrained Statewide Transportation Improvement Program (STIP) and the FY 2011 – 2015 Transportation Improvement Program (TIP) for the metropolitan region.

The Transportation Cabinet budget for the biennium is prepared in accordance with Chapter 48 of the Kentucky Revised Statutes and is based on two-year projections made in light of long-range program requirements and revenue estimates. The biennial budget request is prepared by the Transportation Cabinet and presented to the Governor for submission to the Kentucky General Assembly. The General Assembly is required by the Kentucky Constitution to adopt measures providing for the state's revenues and appropriations for each fiscal year. The Governor is required by law to submit a biennial State Budget (the "State Budget") and a separate biennial Transportation Budget to the General Assembly during the legislative session held in each even numbered year. State Budgets have generally been adopted by the General Assembly during those legislative sessions, which end in mid April, to be effective upon the Governor's signature for appropriations commencing for a two year period beginning the following July 1.

Indiana

To support the East End Crossing procurement, INDOT has committed a total of \$702.2 million in federal and conventional state funds through 2018. This includes \$392 million in Milestone Payments, which are reimbursements to the Developer for costs initially incurred by the Developer for design and construction. Payments will be made when the Developer achieves specific construction milestones, but no sooner than defined in the PPA. The funding for the Milestone Payments is shown in Table 5-3 as \$25 million in 2015, \$151 million in 2016, and \$216 million in 2017, based on INDOT's prescribed schedule for funding of the payments. The corresponding expenditures are included in Table 5-3 in the design and construction costs for each Section. Upon the Developer achieving substantial completion of the East End Crossing, to the extent that the Crossing is open and available for service, Availability Payments will commence. These payments will be funded by toll revenues, in combination with state and federal funds as needed to backstop any shortfalls in toll revenues. It is anticipated that future funds will come from the National Highway Performance and Surface Transportation Programs and state matching funds.

The table below provides the Advance Construction conversion status for both Kentucky and Indiana.

Advance Construction Conversion Status/Schedule (in \$millions)

	Total Federal Funding Amounts (through SFY2018)	Amount AC'd to Date	Amount Converted to Date	Amount Remaining in AC
KY GARVEE AC	\$337.3	\$488.7 ¹	\$65.6	\$405.8
KY AC	\$398.8	\$201.0	\$60.0	\$141.0
IN AC	\$633.1	\$466.7	\$253.7	\$211

¹Includes principal and interest

Milestone/Availability Payments

With regard to the Indiana budgeting process, the fiscal year commences on July 1 and ends on June 30 of the following calendar year. The State operates under a biennial budget for the two consecutive fiscal years ending on June 30 of an odd numbered year. On or before the first day of September in each even numbered year, all State agencies (including INDOT) submit budget requests to the State Budget Agency. The State Budget Agency then conducts an internal review of each request. In the fall of each even numbered year, the State Budget Committee (comprised of the State Budget Director and four members of the General Assembly) begins hearings on the budget requests. After presentations by the requesting State agency and the State Budget Agency, the State Budget Committee makes budget recommendations to the Governor. These budgets then become appropriations when the budget is passed by the Legislature, and then signed into law by the Governor.

As it relates to the East End Crossing, on or before the first day of August of each even numbered year, IFA will prepare and provide to INDOT an annual Milestone Payment budget forecast and deliver a copy for the ensuing two fiscal years which shall set forth the Milestone Payment. Upon substantial completion of the East End Crossing, on or before the first day of August of each even numbered year, the IFA will prepare and provide to INDOT an annual budget forecast and deliver a copy for the ensuing two fiscal years which details the Maximum Availability Payment for both fiscal years, the estimated tolling O&M expenses, the estimated funds required to be deposited under the Project Trust Agreement, and the amounts of funds to be appropriated to INDOT to meet Use Payment Requirements. The most recent versions of these agreements between IFA and INDOT have been completed.

Indiana's plan for making these payments will be to use its biennial appropriations to INDOT for Availability Payments. Payments will be made by INDOT to IFA based on the budget IFA will present to INDOT. These payments will be made on an annual basis prior to August 1 of the current fiscal year.

The IFA will work with the Project Trustee to evaluate the available tolling revenues and to determine whether there is a shortfall or excess in those funds. If there is a shortfall, IFA will use the appropriation from INDOT to make up the shortfall. If tolling revenues exceed the Availability Payment budget, IFA will return the appropriation to INDOT. IFA and INDOT are using the biennial appropriations for Availability Payments to show that Indiana is budgeting these appropriations out of INDOT's Capital Program. INDOT estimates that these payments will be approximately 5-8 percent of the State's capital program (see further discussion below and Table 4-4 for additional information).

Availability Payments will be funded by INDOT from appropriations from the General Assembly of the State to INDOT for such biennium to the extent that Availability Payments are not funded by toll revenues. In addition to being reflected in internal budget and financial control systems, all anticipated funding amounts are reflected in the fiscally-constrained Statewide Transportation Improvement Program (STIP) and the FY 2011 – 2015 Transportation Improvement Program (TIP) for the metropolitan region.

FEDERAL DISCRETIONARY FUNDING

In addition to Federal-aid formula funds, Kentucky and Indiana have previously secured \$116 million in discretionary funding from the Federal Highway Trust Fund and General

Appropriations for the Project. This includes \$24 million in direct federal appropriations and \$92 million through High Priority Project funding designations under TEA-21 (“Transportation Equity Act for the 21st Century”) and SAFETEA-LU (“Safe, Accountable, Flexible, Efficient, Transportation Equity Act: A Legacy for Users”). The \$116 million of discretionary funds received for the Project have been expended on major investment and environmental studies, design and engineering costs, right of way acquisition, and oversight and project management, and are included in the figures above.

PROJECT REVENUES

Both states have had successful histories of using alternative funding sources, including tolling, for the development of their road infrastructures.¹ Further, both states have the requisite legislative authority to impose tolls on the Project. Specifically, Kentucky Revised Statutes Section 175B.030 provides tolling authority for the Project, and the Indiana General Assembly amended its tolling and public-private partnership statutes in 2010 to expressly permit both tolling and public-private partnerships to be utilized in delivering the Project.² The states have entered into a Tolling Agreement with the Federal Highway Administration, as previously provided for under Title 23 United States Code, Section 129.

Traffic forecasting work on the Project has been performed by the Bi-State Management Team’s traffic and revenue consultants using a time-of-day travel demand model that was developed in connection with the Project. The initial traffic and revenue work began in the 2005/2006 time period and included a Level 1 study using the KIPDA Daily Regional Travel Demand Model and assumed the FEIS Preferred Alternative. This was followed in 2007 with a Level 2 study again using the KIPDA Daily Model and FEIS Preferred Alternative. This study was updated in 2010 and is reflected in a December 2010 report. Subsequent to the 2010 report, an extensive effort was undertaken to create a time of day (TOD) model suitable for use in an investment grade traffic and revenue study. In addition to developing this model, additional data was collected and used to support the model validation process. Using the LSIORB TOD Model, a complete set of 2030 traffic forecasts were developed, used in the SEIS process and documented in a LSIORB Traffic Forecasting Report.

Work continued beyond the SEIS in a Traffic and Revenue Study completed by Steer Davies Gleave (SDG) in August 2013, which was developed as follows:

- A stated preference survey undertaken to provide an empirical basis for establishing a route choice model mechanism into the highway assignment;
- Nine model time periods to present the varying levels of traffic and congestion throughout the day;
- Representation of the highway network to reflect the 2012 traffic conditions;
- New traffic counts and travel time measures used to validate the assignment results across the network for each of the nine time periods, and in particular for each of the existing Bridges, providing a robust platform for the forecasts; and

¹ Kentucky, for example, built a system of approximately 680 miles of full-access controlled parkways using bonding with debt service supported by a mix of state road funds and tolling. Indiana maintained the 157-mile Indiana Toll Road connecting the Chicago Skyway with the Ohio Turnpike for fifty years, using the proceeds of toll-revenue bonds for necessary expansion and maintenance projects. In 2006, Indiana completed a very successful public-private partnership transaction involving the Toll Road. These experiences will be brought to bear to move the Ohio River Bridges Project to construction.

² See Indiana Senate Enrolled Act No. 382 (2010).

- Socioeconomic forecasts for the model area developed by an independent economic consultant, and a growth model built to validate the river crossing traffic growth included in the demand matrices.

Table 4-2a shows the estimated toll revenue for each of the Crossings and the total Project based on revenues generated by the facilities – with an indicative two-thirds of revenue being generated by the Downtown Crossing and one-third by the East End Crossing. These estimates are based on an investment-grade Traffic & Revenue Study for the Project.

Table 4-2a. Estimated Toll Revenue by Facility – Ohio River Bridges Project
(\$, in millions)

Financial Plan Year	Ohio River Bridges Project Toll Revenue Summary Through 2058 (\$ Millions)								
	Downtown			East End			Total All Bridges		
	Gross Revenue	Toll O&M	Net Revenue	Gross Revenue	Toll O&M	Net Revenue	Gross Revenue	Toll O&M	Net Revenue
2014	6,397	594	5,803	3,198	297	2,902	9,595	890	8,705

Although tolls are collected at the facility-level, based upon an agreement between the States, they are distributed in a manner consistent with Table 4-2b. This table shows the estimated toll revenue for each of the Crossings and the total Project based on the analysis described above. This incorporates the agreed-upon 50-50 sharing between the states of toll revenues generated on the entire Project, including both Downtown and East End Crossings. It also reflects the initial toll rates approved by the Kentucky-Indiana Tolling Body in September 2013.

Table 4-2b. Estimated Toll Revenue by State – Ohio River Bridges Project
(\$, in millions)

Ohio River Bridges Project Toll Revenue Summary Through 2058 (\$ Millions)								
Kentucky			Indiana			Total		
Gross Revenue	Toll O&M	Net Revenue	Gross Revenue	Toll O&M	Net Revenue	Gross Revenue	Toll O&M	Net Revenue
4,798	445	4,353	4,798	445	4,353	9,595	890	8,705

As described further below, toll revenues will be leveraged in connection with the current financing approaches, including toll revenue bonds, TIFIA financing, private activity bonds, and equity investment.

FINANCING STRATEGY

Financing approaches for both the East End Crossing and Downtown Crossing have advanced significantly since the IFP for the Project was prepared. In the case of the East End Crossing, Financial Close has been reached on the Project, solidifying the Project's financial structure throughout both construction and operations. In the case of the Downtown Crossing, the Project's financial structure is finalized. On December 12, 2013, KPTIA closed on a \$452.2 million loan with the US DOT through the TIFIA program. On December 20, 2013, KPTIA closed approximately \$275.67 million in toll revenue bonds and \$452.2 million in BANs. The BANs will

be retired on or before July 1, 2017 when the TIFIA loan proceeds are drawn. GARVEE financing also has been completed for the Project. In the event financing plans were to change for either Crossing, such updates will be incorporated into the Project's subsequent Financial Plan Update.

Kentucky

Under the design-build and separate operate-maintain structure that Kentucky plans to use, the Downtown Crossing is financed with a combination of funding commitments from Kentucky, governmental purpose tax-exempt debt in the form of GARVEE bonds backed by future federal funds, and toll revenue financing including both toll revenue bonds and TIFIA financing backed by Kentucky's share of toll revenues from the Project.

In addition to previously committed KYTC funds, as noted above, Kentucky will use \$275.67 million in Toll Revenue Bonds during 2013-2014, \$237.3 million in GARVEE bonds issued in 2013, \$452.2 million in TIFIA BAN proceeds and TIFIA take-out financing, and \$250 million in Highway Plan Funds comprised of \$200 million in federal funds and \$50 million in state matching funds over the 2013-2017 timeframe. An additional \$50 million is planned as part of Kentucky's 6-year Highway Plan in 2018 and available as contingency resources but not reflected in the annual Project Sources and Uses of Funds because it is not currently applied to the Project financing (Interest on GARVEE bonds issued in 2013 will be covered within the \$50 million per year in federal and state matching funds). Federal-aid funds will not be used to pay financing and interest costs associated with the sale of toll revenue bonds.

Kentucky recognizes the importance of the Louisville-Southern Indiana Ohio River Bridges project. As such, both the Kentucky Transportation Cabinet and the Kentucky Public Transportation Infrastructure Authority are fully committed to ensuring that the roadways which constitute the Downtown Crossing are properly maintained, and that the system used to collect toll revenues on both the Downtown Crossing and the East End Crossing are maintained and operated to standard. This commitment is evidenced by the KPTIA 2013 General Indenture, which requires the trustee, on behalf of KPTIA, to establish a Tolling O&M Reserve Fund, a General O&M Reserve Fund, and a M&R Reserve Fund. These reserve funds, through an automatically renewable biennial lease between KPTIA and the Cabinet, benefit from a pledge by the Cabinet to seek an appropriation from the Kentucky General Assembly at the next available opportunity to replenish if insufficient toll collections cause them to be drawn upon to a level below their required funding. The state Road Fund is a dedicated fund established under Section 230 of the Constitution of the Commonwealth of Kentucky. Section 230 states in part that:

No money derived from the excise or license taxation relating to gasoline and other motor fuels, and no monies derived from fees, excise or license taxation relating to registration, operation, or use of vehicles on public highways shall be expended for other than the cost of administration, statutory refunds and adjustments, payment of highway obligations, costs for construction, reconstruction, rights-of-way, maintenance and repair of public highways and bridges, and expense of enforcing state traffic and motor vehicle laws.

**Table 4-3. Non-Statutorily Dedicated Road Fund Revenues Available for Appropriation
(In thousands)**

Table 4-3 has been removed.
The information previously presented in this table is no longer directly relevant to the Project.

Indiana

Under the Availability Payment P3 structure being implemented by Indiana, the East End Crossing has been financed with a combination of funding commitments from Indiana as well as private activity bonds and Developer Risk Capital (equity) secured by WVB. In particular, WVB has provided \$78 million of Developer Risk Capital and \$702 million of PABs proceeds (\$677 million in par amount) to fund design and construction of the East End Crossing. The structure of the PABs that were issued can be seen in the table below.

Table 4-4. Private Activity Bond Structure for East End Crossing

MATURITY	PRINCIPAL	PROCEEDS	COUPON	YIELDS
2019	\$194,495,000	\$213,438,813	5%	2.28%
2035	\$45,115,000	\$46,723,801	5%	4.56%
2040	\$97,955,000	\$99,679,008	5%	4.78%
2044	\$108,765,000	\$109,712,343	5%	4.89%
2048	\$120,435,000	\$120,226,647	5%	5.01%
2051	\$110,040,000	\$112,572,020	5.25%	4.96%
TOTAL	\$676,805,000	\$702,352,633		

The Financial Plan distinguishes that two types of PABs were issued by WVB – specifically “Milestone PABs (Series B)” and “Long Term PABs (Series A)”. The difference is that “Milestone PABs (Series B)” have a shorter tenor – reaching Maturity January 1, 2019 and with a Call Date of January 1, 2017. These Milestone PABs, as the name suggests, are repaid by Milestone Payments from Indiana. The other PABs, “Long Term PABs (Series A)”, have longer tenors – with maturities in 2034, 2040, 2044, 2048, and 2051.

Indiana will make \$392 million of Milestone Payments to WVB during construction and up to a maximum \$43.0 million of Availability Payments during the first full year of operations. The Availability Payments have 20 percent of their growth indexed to CPI, and 80 percent of their growth indexed at a constant 2.50 percent. A portion of the Availability Payments will be distributed on a monthly basis, insofar as the Project meets agreed upon operating standards. A snapshot of the growth of the Availability Payments has been captured in the table below, which begins in the first full year of operations and ends in the last full year of operations:

Table 4-5. Availability Payment Growth (in year-of-expenditure dollars)

Year	Availability Payments
2018	42,950,822
2023	48,594,912
2028	55,056,411
2033	62,119,918
2038	70,379,923
2043	79,628,422
2048	90,216,340
2051	97,019,501

Indiana also will fund a Relief Events Allowance Account as a contingency against Relief Events that may occur during construction of the East End Crossing. Relief Events and the Relief Events Allowance Account are defined in the PPA. Starting in 2013, the Account will be funded at \$9 million per year through 2017, resulting in a total of \$45 million of funds in the Allowance Account. This funding is included in Table 4-1, but is currently not shown in the Project Sources and Uses of Funds. The Relief Events Allowance Account funding profile can be seen in the table below. The Allowance Account will be funded through an internal agreement between the IFA and INDOT.

Table 4-6. Relief Events Allowance Account Funding Profile

Year	Funding Amount
2013	9,000,000
2014	9,000,000
2015	9,000,000
2016	9,000,000
2017	9,000,000
Total	\$45,000,000

ASSUMPTIONS, RISKS, AND MITIGATIONS

While a significant amount of financial risk is already mitigated through State and private commitments and associated financing, the funding available for the Project will continue to be subject to some risks that cannot be fully known at this time. The following is a summary of continued potential risks that may affect the financing of the Project and the Project Sponsors' assessment of mitigating factors:

- 1) *Availability of state and federal revenue sources beyond those currently committed to the Project.* The states have demonstrated a strong commitment to ensuring the Project is delivered. This commitment is demonstrated through the investment of funds to date as well as the issuance of GARVEE bonds by the Commonwealth of Kentucky. The states believe that it is reasonable to assume that future state and federal funds will be made available to fund the Project as detailed in this Annual Financial Plan Update and reflected in contractual obligations of each state with respect to the private developer and construction consortia. Both states have

demonstrated the availability of contingency resources to the extent required as part of this Financial Plan Update.

- 2) *Whether toll revenues will meet projections:* The Project Sponsors have developed traffic and revenue forecasts under a variety of tolling scenarios and now including an investment grade traffic and revenue study and approved initial toll rates. While risk inherently exists in traffic and revenue forecasts, the rigor employed in developing an investment-grade traffic and revenue report and the sensitivity testing performed on these estimates helps to ensure Project financing is based on reasonable toll revenue estimates. Rate covenants on Kentucky's planned toll revenue-backed debt also will serve to ensure adequate toll revenues are received to meet debt service, availability payments, and other obligations of the states.

Since the 2013 Financial Plan Update, risks associated with TIFIA financing have been fully mitigated as KPTIA has secured a loan agreement with the TIFIA program.

Chapter 5. Project Cash Flow

INTRODUCTION

This chapter provides an annual construction cash flow schedule for the Project and an overview of the planned sources of funds. This chapter also addresses the estimated long-term operations and maintenance costs of the Project and how these costs will be met.

ESTIMATED SOURCES AND USES OF FUNDING

The estimated sources and uses of funds shown in the figure below are based on the design-build and separate operate-maintain structure that Kentucky is utilizing and the availability payment concession structure that Indiana is using. These charts reflect construction-related costs, exclusive of ongoing operations and maintenance costs addressed later in this section, and include financing related costs as well. The total sources and uses of funds of \$2.790 billion is greater than the costs specified in Chapter 2 of \$2.324 billion to reflect interest and other financing-related costs. Updates to the sources and uses for each state are consistent with the changes in costs and funding discussed previously in Chapter 2 and Chapter 4 of this Financial Plan Update. Changes from the 2013 Financial Plan Update also reflect actual bond sales and the TIFIA loan closing for Kentucky. These differences are described further in Chapter 8.

Downtown Crossing Sources and Uses of Funds

Sources of Funds During Construction (\$000)			Uses of Funds During Construction (\$000)		
Source	Nominal \$	% of Total	Use	Nominal \$	% of Total
KY State & Federal Funding	\$335,343	23%	Oversight & Design	\$281,598	19%
KY GARVEE Bonds	\$337,302	23%	Right of Way	\$58,571	4%
IN State & Federal Funding	\$33,505	2%	Utilities	\$13,057	1%
KY Toll Revenue Bonds	\$271,730	18%	Construction	\$735,500	50%
KY TIFIA/BANs	\$493,606	34%	Mitigation/Other	\$4,376	0%
			Financing & Interest	\$205,697	14%
			Tolling & Other	\$172,686	12%
Total Sources	\$1,471,485	100.00%	Total Uses	\$1,471,485	100.00%

*Includes Toll System Costs and Project-Wide Oversight Costs.

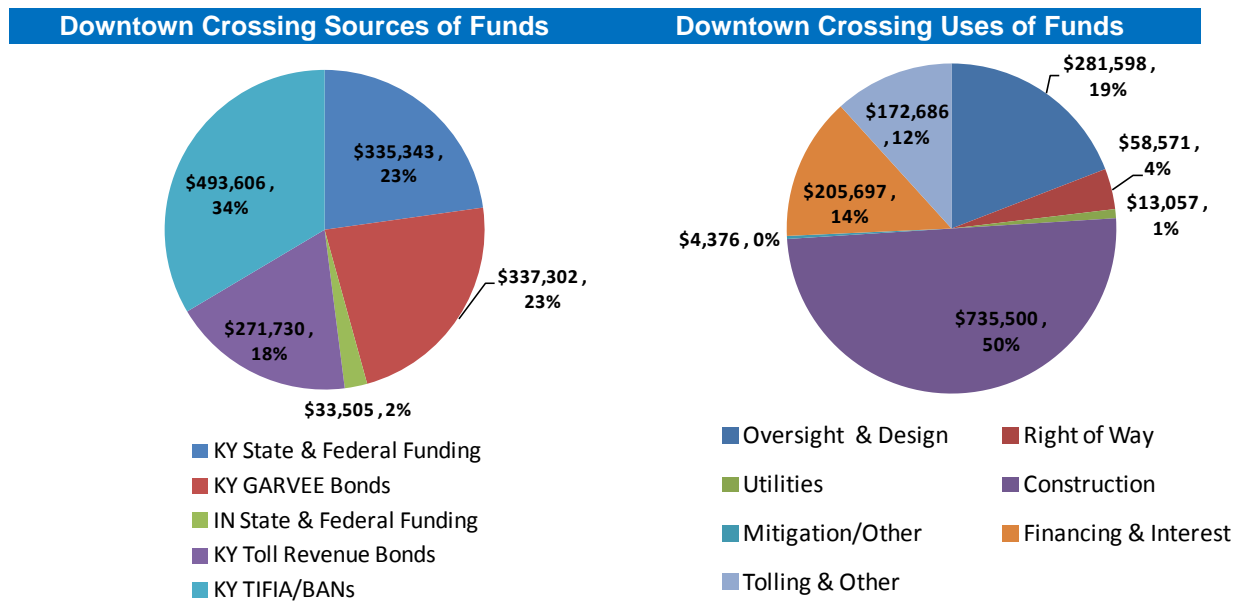


Figure 5-1a Estimated Downtown Crossing Sources and Uses of Funds Through Construction

East End Crossing Sources and Uses of Funds

Sources of Funds During Construction (\$000)			Uses of Funds During Construction (\$000)		
Source	Nominal \$	% of Total	Use	Nominal \$	% of Total
KY State & Federal Funding	\$94,197	7%	Oversight & Design	\$198,866	15%
IN State & Federal Funding - Milestone Payments	\$392,000	30%	Right of Way	\$64,557	5%
IN State & Federal Funding - Other	\$201,722	15%	Utilities	\$29,779	2%
IN Milestone PABs (Series B)	\$18,944	1%	Construction	\$662,339	50%
IN Long-Term PABS (Series A)	\$488,912	37%	Mitigation/Other	\$2,487	0%
Developer Risk Capital	\$78,145	6%	Financing & Interest	\$261,101	20%
Relief Events Reserve Account	\$45,000	3%	Tolling & Other	\$99,790	8%
Total Sources	\$1,318,919	100.00%	Total Uses	\$1,318,919	100.00%

*Includes Relief Event Reserve Account Funding.

**Includes Toll System Costs and Project-Wide Oversight Costs.

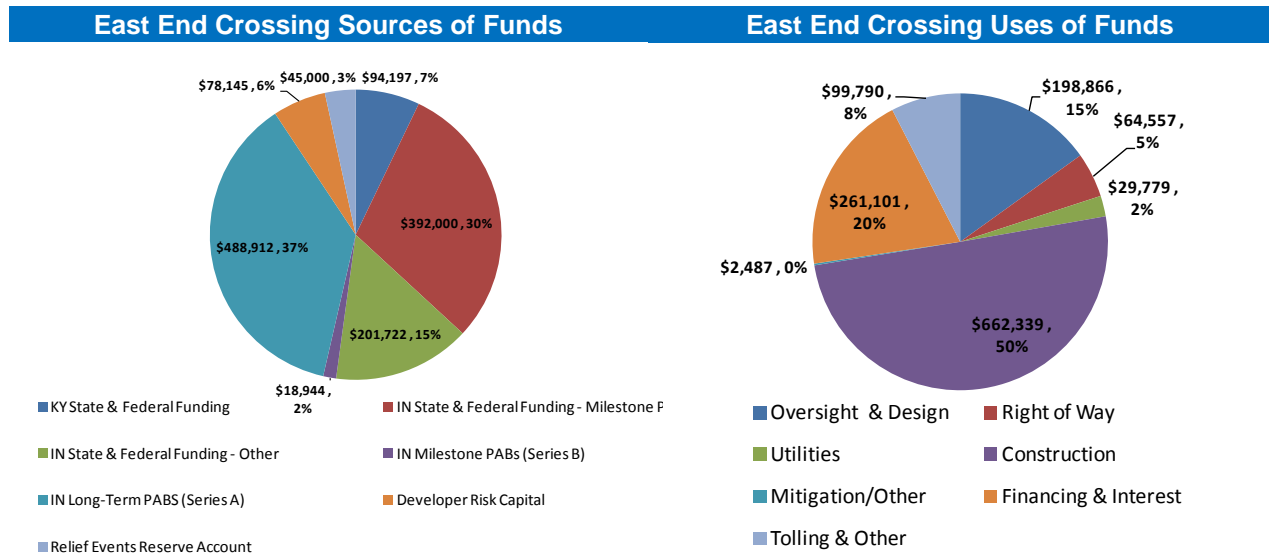


Figure 5-1b Estimated East End Crossing Sources and Uses of Funds Through Construction

Ohio River Bridges Project Sources and Uses of Funds

Sources of Funds During Construction (\$000)			Uses of Funds During Construction (\$000)		
Source	Nominal \$	% of Total	Use	Nominal \$	% of Total
KY State & Federal Funding	\$429,540	15%	Oversight & Design	\$480,464	17%
KY GARVEE Bonds	\$337,302	12%	Right of Way	\$123,128	4%
IN State & Federal Funding	\$627,226	22%	Utilities	\$42,837	2%
KY Toll Revenue Bonds	\$271,730	10%	Construction	\$1,397,839	50%
KY TIFIA/BANs	\$493,606	18%	Mitigation/Other	\$6,863	0%
IN Milestone PABS (Series B)	\$18,944	1%	Financing & Interest	\$466,798	17%
IN Long-Term PABS (Series A)	\$488,912	18%	Tolling & Other	\$272,477	10%
Developer Risk Capital	\$78,145	3%			
Relief Events Reserve Account	\$45,000	2%			
Total Sources	\$2,790,404	100.00%	Total Uses	\$2,790,404	100.00%

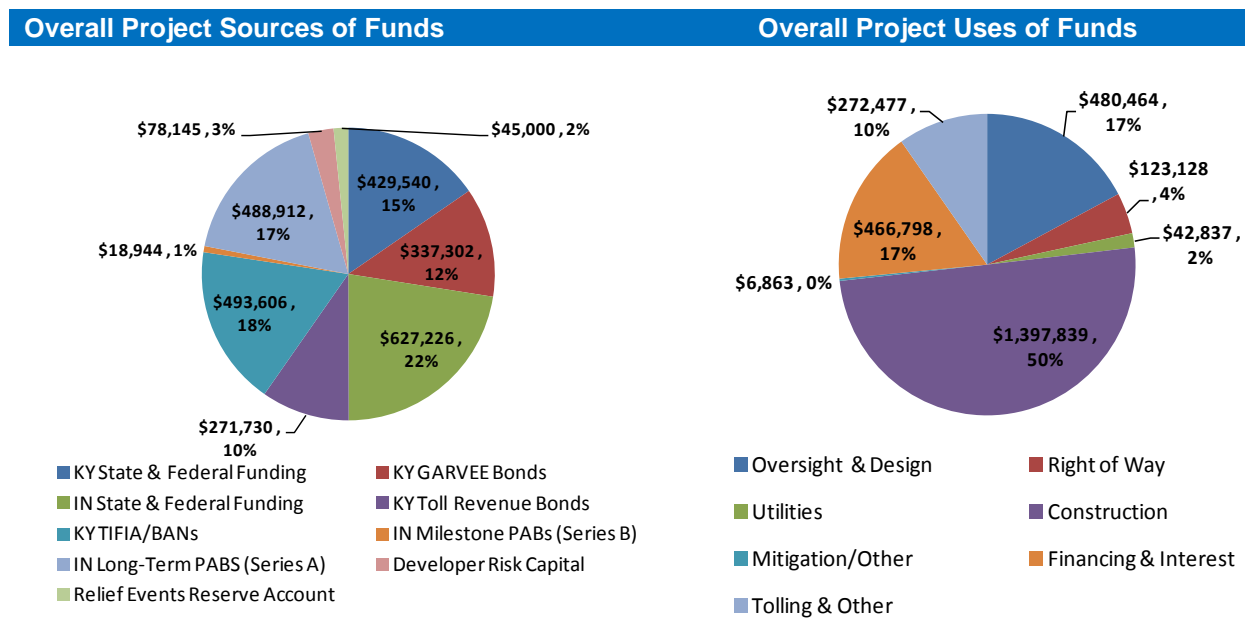


Figure 5-1c. Estimated Project Sources and Uses of Funds Through Construction

The tables below summarize the anticipated annual cash outlays for the Project – by Crossing and by State – based on delivery under an availability payment concession structure for the East End Crossing and a design-build delivery model for the Downtown Crossing. Short-term shortfalls are addressed through available cash management techniques, including internal borrowing. Specifically, short-term shortfalls in 2013 and 2016 for Kentucky are addressed through internal borrowing from the Kentucky Road Fund. Prior year shortfalls for the Downtown Crossing represent minor adjustments in final costs based on SFY 2012 year-end close as it relates to portions of the Project funded by Indiana. These costs were covered with internal borrowing by Indiana. Additional adjustments for prior year costs from the 2012 IFP represent final adjustments based on year-end close procedures in both states as well as a review of eligible costs as it relates to federal funding. As noted previously, adjustments between the

2012 IFP and the 2013 Financial Plan Update as it relates to future year costs are the result of accelerated construction schedules based on final bids and contracts. In the case of the Downtown Crossing, Federal aid funds are not being used to pay debt service with respect to toll revenue bonds.

Table 5-1. Annual Expenditures by Crossing, Section, and Element

Table 5-1 has been removed.
The information previously presented in this table is now repetitive of information provided in Tables 5-2 and 5-3.

Table 5-2. Downtown Crossing Cash Flows

Detailed Budget (\$YOE)	Thru 2010	2011	2012	2013	2014	2015	2016	2017	2018/2019	Total
DOWNTOWN CROSSING										
Carry Forward		(886)	(564,504)	68,507,042	(58,593,005)	47,674,064	19,724,918	(1,600,263)	8,000,000	83,147,366
KY State and Federal Funding (incl GARVEEs)	111,181,252	15,525,268	87,004,420	40,220,811	283,214,344	47,845,375	43,645,375	44,007,931	-	672,644,776
IN State and Federal Funding	7,663,586	1,082,036	1,649,822	20,443,997	2,665,204	-	-	-	-	33,504,644
KY Toll Revenue Bonds	-	-	-	-	106,189,990	95,074,123	54,735,821	15,729,652	-	271,729,586
KY TIFIA/BANs	-	-	-	-	208,831,715	163,554,291	94,161,040	27,059,436	-	493,606,482
Revenue Total	118,844,838	16,607,303	88,654,242	60,664,808	600,901,253	306,473,789	192,542,236	86,797,019	-	1,471,485,488
Section 1										
Oversight	-	-	-	(2,250,828)	(12,442,358)	(15,177,778)	(15,972,829)	(2,658,657)	-	(48,502,449)
Design	(48,530,192)	(6,399,118)	(6,691,055)	(19,845,454)	(32,667,962)	(6,486,584)	-	-	-	(120,620,365)
Right of Way	(5,859,785)	(4,199,556)	(1,246,250)	(13,005,187)	(5,542,893)	(7,035,809)	-	-	-	(36,889,480)
Utilities	-	-	-	(82,758)	(5,786,467)	(630,775)	(1,000,000)	-	-	(7,500,000)
Construction	-	-	-	(34,534,000)	(89,337,570)	(141,408,430)	(97,320,000)	(33,400,000)	-	(396,000,000)
Mitigation/Other	-	-	-	(1,000,000)	(717,950)	(641,026)	(320,512)	(320,512)	-	(3,000,000)
Section 2										
Oversight	-	-	-	(1,428,796)	(8,050,049)	(8,976,705)	(6,343,498)	(1,184,140)	-	(25,983,188)
Design	(12,974,022)	(47,659)	(1,236,056)	(17,080,721)	(16,437,179)	(1,482,100)	-	-	-	(49,257,736)
Construction	-	-	-	(25,303,649)	(66,411,610)	(86,361,600)	(40,047,107)	(14,876,034)	-	(233,000,000)
Mitigation/Other	-	-	-	-	-	-	-	-	-	-
Section 3										
Oversight	-	-	-	(720,376)	(4,614,358)	(3,538,752)	(4,083,673)	(557,204)	-	(13,514,363)
Design	(864,575)	(1,058,206)	(2,401,272)	(7,899,530)	(11,496,217)	-	-	-	-	(23,719,800)
Right of Way	(312,886)	-	-	(19,098,322)	(2,270,352)	-	-	-	-	(21,681,560)
Utilities	-	-	-	(516,960)	(5,035,842)	(4,620)	-	-	-	(5,557,422)
Construction	-	-	-	(8,633,500)	(31,104,958)	(34,624,682)	(25,136,860)	(7,000,000)	-	(106,500,000)
Mitigation/Other	-	(563,618)	(25,000)	(483,905)	(303,453)	-	-	-	-	(1,375,976)
Kentucky Other Costs										
Other Costs	(50,304,264)	(4,902,764)	(7,983,064)	(35,880,869)	(21,927,851)	(10,362,161)	(6,297,563)	(5,027,522)	(8,000,000)	(150,686,058)
Toll System	-	-	-	-	(653,462)	(7,346,538)	(7,000,000)	(7,000,000)	-	(22,000,000)
Interest During Construction	-	-	-	-	(123,887,211)	(10,345,375)	(10,345,375)	(5,172,688)	-	(149,750,649)
Financing and Reserve Costs	-	-	-	-	(55,946,442)	-	-	-	-	(55,946,442)
Expenditure Total	(118,845,724)	(17,170,921)	(19,582,697)	(187,764,855)	(494,634,184)	(334,422,935)	(213,867,417)	(77,196,756)	(8,000,000)	(1,471,485,488)
Net Cash Flow	(886)	(564,504)	68,507,042	(58,593,005)	47,674,064	19,724,918	(1,600,263)	8,000,000	(0)	(0)

Table 5-3. East End Crossing Cash Flows

Detailed Budget (\$YOE)	Thru 2010	2011	2012	2013	2014	2015	2016	2017	2018/2019	Total
EAST END CROSSING										
Carry Forward		13,320,646	9,907,362	5,216,831	596,075,580	363,932,980	39,770,730	658,730	7,848,152	1,036,731,011
KY State and Federal Funding	33,102,363	17,334,815	15,392,011	16,132,422	4,435,742	3,600,000	3,600,000	600,000	-	94,197,352
IN State and Federal Funding-Milestone	-	-	-	-	-	25,000,000	151,000,000	216,000,000	-	392,000,000
IN State and Federal Funding-Other	54,336,814	3,869,960	5,539,508	45,518,491	27,775,002	23,382,750	23,025,000	17,274,000	1,000,000	201,721,524
Milestone PABs (Series B)	-	-	-	213,438,550	-	-	-	(194,495,000)	-	18,943,550
Long Term PABs (Series A)	-	-	-	488,911,750	-	-	-	-	-	488,911,750
Developer Risk Capital	-	-	-	52,096,344	-	-	-	26,048,172	-	78,144,515
Relief Events Reserve Account	-	-	-	9,000,000	9,000,000	9,000,000	9,000,000	9,000,000	-	45,000,000
Revenue Total	87,439,176	21,204,775	20,931,519	825,097,557	41,210,744	60,982,750	186,625,000	74,427,172	1,000,000	1,318,918,692
Section 4										
Oversight	-	-	-	(3,144,094)	(10,541,910)	(13,851,000)	(12,524,400)	(3,795,900)	-	(43,857,304)
Design	(17,982,349)	(2,515,015)	(3,094,062)	(5,068,155)	(17,924,072)	(6,671,976)	(2,954,623)	(485,708)	-	(56,695,961)
Right of Way	(6,146,219)	(13,148,778)	(9,189,962)	(15,532,422)	(835,742)	-	-	-	-	(44,853,123)
Utilities	-	(17,035)	(22,024)	(243,173)	(6,258,328)	(4,493,347)	(633,391)	(44,068)	-	(11,711,366)
Construction	-	-	-	(44,297,403)	(77,520,006)	(151,519,569)	(71,840,547)	(6,544,535)	-	(351,722,061)
Mitigation/Other	(74,550)	-	(1,150,000)	-	(1,017,968)	-	-	-	-	(2,242,518)
Section 5										
Oversight	-	-	-	(1,037,889)	(3,892,124)	(4,182,000)	(3,640,800)	(1,303,800)	-	(14,056,613)
Design	(12,794,456)	(2,813,469)	(2,424,770)	(5,151,222)	(13,451,831)	(7,313,087)	(4,124,301)	(907,702)	-	(48,980,837)
Construction	-	-	-	(23,210,621)	(35,305,237)	(43,991,260)	(48,705,455)	(8,374,516)	-	(159,587,089)
Mitigation/Other	-	-	-	-	-	-	-	-	-	-
Section 6										
Oversight	-	-	-	(637,078)	(3,030,043)	(2,567,000)	(2,234,800)	(800,300)	-	(9,269,221)
Design	(6,243,232)	(2,237,896)	(2,265,137)	(2,322,434)	(8,661,670)	(2,891,221)	(1,110,321)	(273,800)	-	(26,005,711)
Right of Way	(11,323,688)	(1,056,948)	(303,772)	(6,685,213)	(333,829)	-	-	-	-	(19,703,450)
Utilities	-	-	-	(99,733)	(14,426,260)	(2,557,699)	(926,738)	(57,390)	-	(18,067,820)
Construction	(33,671)	-	-	(20,020,123)	(26,260,991)	(85,448,842)	(17,223,624)	(2,042,281)	-	(151,029,531)
Mitigation/Other	-	-	-	-	(244,471)	-	-	-	-	(244,471)
Indiana Other Costs										
Other Costs	(19,520,365)	(2,828,919)	(7,172,322)	(30,812,248)	(4,006,611)	(3,000,000)	(3,725,000)	(3,725,000)	(3,000,000)	(77,790,465)
Toll System	-	-	-	-	(617,250)	(6,000,000)	(7,000,000)	(8,382,750)	-	(22,000,000)
Interest During Construction	-	-	-	(8,813,000)	(34,116,000)	(34,116,000)	(34,116,000)	(17,058,000)	-	(128,219,000)
Financing and Reserve Costs	-	-	-	(67,164,000)	(14,909,000)	(16,542,000)	(14,977,000)	(13,442,000)	(5,848,152)	(132,882,152)
Expenditure Total	(74,118,530)	(24,618,059)	(25,622,049)	(234,238,808)	(273,353,344)	(385,145,000)	(225,737,000)	(67,237,750)	(8,848,152)	(1,318,918,693)
Net Cash Flow	13,320,646	9,907,362	5,216,831	596,075,580	363,932,980	39,770,730	658,730	7,848,152	(0)	(0)

Table 5-4. Annual Expenditures by State

Detailed Budget (\$YOE)	Thru 2010	2011	2012	2013	2014	2015	2016	2017	2018/2019	Total
Kentucky										
Oversight	-	-	-	4,400,000	25,106,765	27,693,235	26,400,000	4,400,000	-	88,000,000
Design	79,396,780	10,344,697	11,615,530	44,825,705	60,601,358	7,968,684	-	-	-	214,752,754
Right of Way	12,006,004	17,348,333	10,436,212	28,537,609	6,378,635	7,035,809	-	-	-	81,742,602
Utilities	-	17,035	22,024	599,718	10,822,309	635,395	1,000,000	-	-	13,096,481
Construction	-	-	-	68,471,149	186,854,138	262,394,712	162,503,967	55,276,034	-	735,500,000
Mitigation/Other	74,550	-	1,150,000	1,483,905	1,021,403	641,026	320,512	320,512	-	5,011,908
Kentucky Other Costs	50,304,264	4,902,764	7,983,064	35,880,869	203,761,504	26,707,536	23,642,938	17,200,210	8,000,000	378,383,149
SUBTOTAL - KENTUCKY	141,781,599	32,612,829	31,206,830	184,198,955	494,546,112	333,076,397	213,867,417	77,196,756	8,000,000	1,516,486,895
Indiana										
Oversight	-	-	-	4,819,061	17,464,077	20,600,000	18,400,000	5,900,000	-	67,183,138
Design	19,992,046	4,726,666	6,496,822	12,541,811	40,037,574	16,876,283	8,189,245	1,667,211	-	110,527,656
Right of Way	11,636,574	1,056,948	303,772	25,783,535	2,604,181	-	-	-	-	41,385,010
Utilities	-	-	-	342,906	20,684,588	7,051,046	1,560,128	101,458	-	29,740,126
Construction	33,671	-	-	87,528,147	139,086,234	280,959,671	137,769,627	16,961,332	-	662,338,682
Mitigation/Other	-	563,618	25,000	-	1,262,439	-	-	-	-	1,851,057
Indiana Other Costs	19,520,365	2,828,919	7,172,322	106,789,248	53,648,861	59,658,000	59,818,000	42,607,750	8,848,152	360,891,617
SUBTOTAL - INDIANA	51,182,656	9,176,151	13,997,916	237,804,708	274,787,954	385,145,000	225,737,000	67,237,750	8,848,152	1,273,917,286
PROJECT TOTAL	192,964,254	41,788,980	45,204,746	422,003,663	769,334,066	718,221,397	439,604,417	144,434,506	16,848,152	2,790,404,181

The charts below illustrate the breakdown of annual expenditures for the Project both by Section (Figure 5-2) and by State (Figure 5-3).

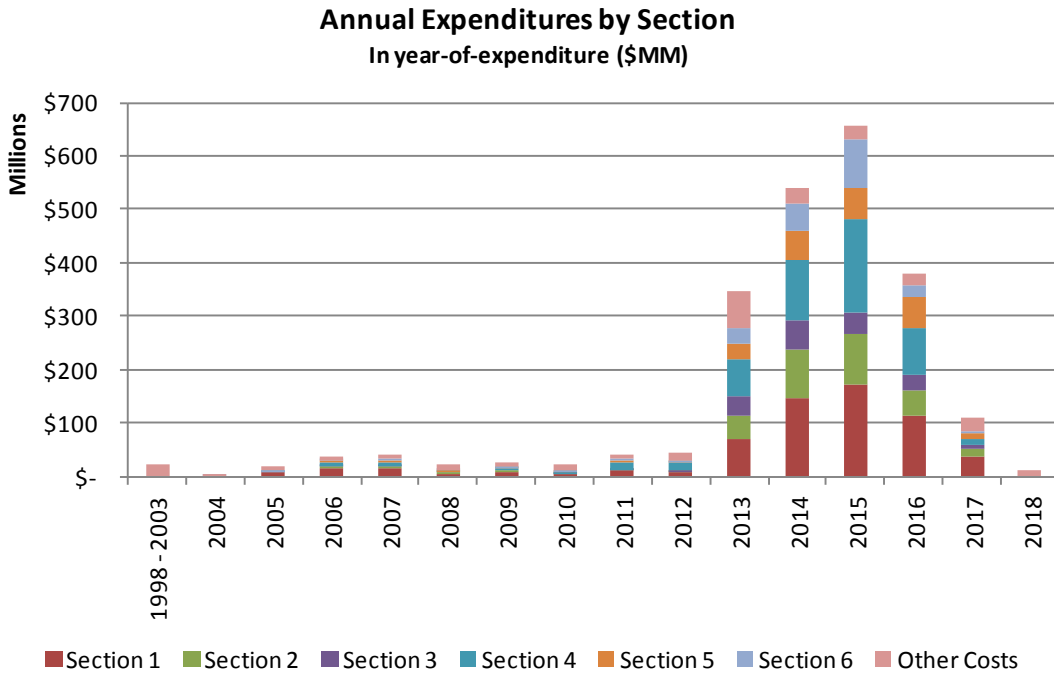


Figure 5-2. Total Estimated Project Annual Outlays by Section

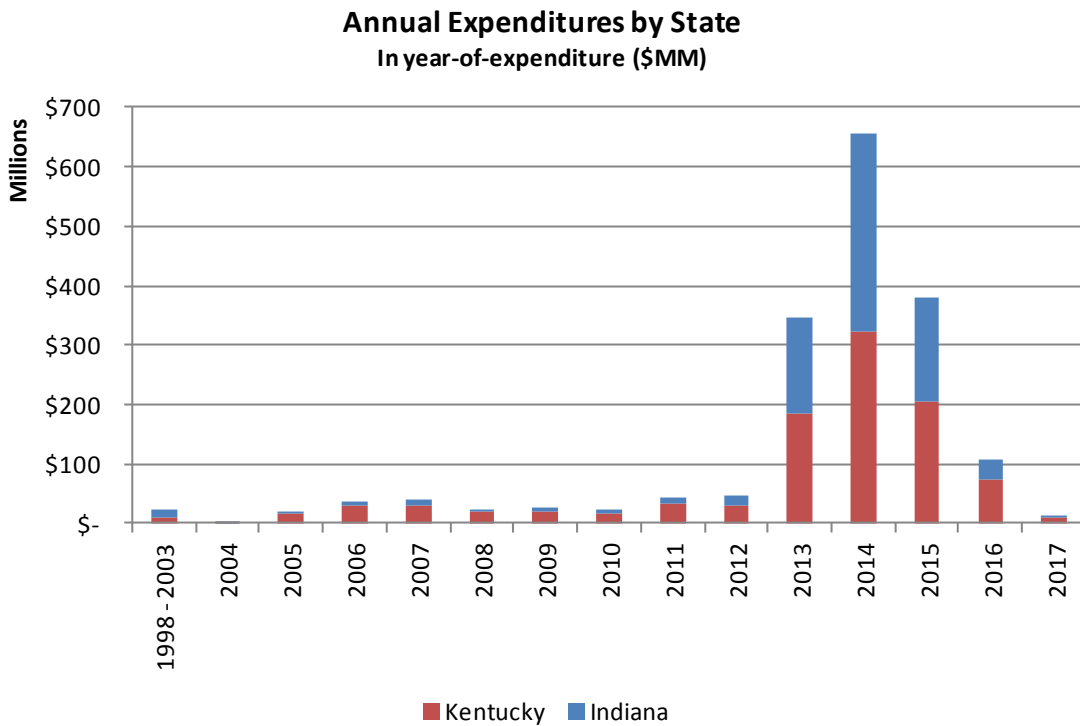


Figure 5-3. Total Estimated Project Annual Outlays by State

CASH MANAGEMENT TECHNIQUES

For Project funding expected to be contributed from state and federal sources, the states intend to utilize available cash management techniques, including but not limited to Advance Construction and Tapered Match, to manage the timing of cash needs against the availability of federal and state funds.

The Secretary of KYTC has the authority to “concurrently advance projects in the Biennial Highway Construction Plan by employing management techniques that maximize the Cabinet’s ability to contract for and effectively administer the project work.” All state revenues flowing through Kentucky’s Road Fund are subject to the cash management principles outlined in KYTC’s “Cash Management Spending Plan” (dated September 29, 2003). The Spending Plan also established a legislatively-mandated safeguard directing that KYTC not draw Road Fund cash balances below \$100 million without the approval of the State Finance and Administration Cabinet. Indiana has similar capabilities and provisions. Kentucky also will utilize GARVEE debt financing and BANs to manage the cash flow needs of the Project.

The Indiana Department of Transportation also has the authority to “concurrently advance projects by employing management techniques that maximize the State’s ability to contract for and effectively administer the project work.” Indiana will advance the project utilizing the federally accepted practice of Advance Construction. Current year expenditures will be converted to limitation obligation while future year expenditure estimates will remain under Advance Construction. This practice will continue throughout the life of the project. At no time will Indiana’s Advance Construction exceed Indiana’s future federal estimates. Indiana also will utilize Tapered Match provisions to manage the timing of federal and state expenditures for the Project.

For funding that is provided from bond proceeds, appropriate oversight mechanisms are in place through the requirements of the legal documents. These include controls over disbursement of proceeds for construction and annual reporting requirements.

FINANCING COSTS

The East End Crossing has financing costs as they relate to both WVVB and the State of Indiana. These financing costs are as follows:

- **WVVB Financing Costs:** Financing costs for WVVB total \$81.2 million during construction and encompass costs for Agent & Security Trustees, Rating Agencies Fees, Conduit Fees, Underwriter Fees, funding the Debt Service Reserve Fund (DSRF), Trustee Expenses, and Working Capital Costs.
- **Indiana Financing Costs:** Financing costs for Indiana during construction are anticipated to be approximately \$5 million, which are associated with costs to bond future INDOT appropriations in order to cover IFA’s milestone payment obligations.

Kentucky bears costs associated with the GARVEE debt issuance for the Project as well as issuance costs for the toll revenue bonds and TIFIA/BAN financing. The Six-Year Highway Plan currently has \$2.2 million programmed from Interstate Maintenance (IM) and \$2.2 million from National Highway System (NH) funding for debt service on the previously issued \$100 million

GARVEEs. GARVEE payments are subject to biennial appropriations of federal-aid highway funds, with no state Road Funds used for the payment of these obligations. The Transportation Cabinet covenants to include appropriations sufficient to make debt service payments solely from federal funds in subsequent appropriation bills and manages the debt according to an additional bonds test which specifies that federal funds available must be not less than 400 percent of the Maximum Annual Debt Service for each future fiscal year.

OPERATIONS AND MAINTENANCE COSTS

The Project Sponsors understand that the financial plan must account for reasonably anticipated operations and maintenance costs. These costs include routine operations and maintenance expenditures, major maintenance requirements (“lifecycle costs”), and toll operations costs. Representative annual operations and maintenance cost estimates are highlighted in Table 5.5, below, as supplied by WVB and Indiana DOT for the East End Crossing and KYTC for the Downtown Crossing. Table 5.5 includes updates from the 2013 Financial Plan Update to reflect adjusted estimates based on updated information regarding the Project’s operations phase. These estimates will continue to be refined as the project proceeds toward Operations.

Table 5-5. Projected Operations and Maintenance Costs (\$, in millions)

Year	Down Town Crossing		East-End Crossing	
	O&M Costs	Lifecycle Costs	O&M Costs	Lifecycle Costs
2017	1.1	0.3	2.2	0.1
2018	2.3	0.5	4.2	0.3
2019	2.5	0.5	4.3	0.4
2020	2.6	0.7	4.5	1.0
2021	2.8	0.8	5.1	0.7
2022	2.9	1.3	5.2	0.4
2023	3.0	1.3	5.3	0.4
2024	3.0	1.3	5.3	2.1
2025	3.1	2.0	5.1	2.4
2026	3.2	2.1	6.1	2.0
2027	3.3	4.9	6.1	1.8
2028	3.4	5.5	6.5	2.7
2029	3.4	1.9	6.2	1.7
2030	3.5	38.5	6.2	0.8
2031	3.6	42.8	6.5	2.4
2032	3.7	7.6	6.4	4.3
2033	3.7	5.8	6.8	6.9
2034	3.8	5.2	7.9	5.5
2035	3.9	8.1	7.4	7.2
2036	4.0	9.1	8.3	7.5
2037	4.2	19.1	7.3	6.1
2038	4.3	19.8	7.6	5.6
2039	4.3	6.4	8.0	3.7

Year	Down Town Crossing		East-End Crossing	
	O&M Costs	Lifecycle Costs	O&M Costs	Lifecycle Costs
2040	4.4	3.9	9.0	3.8
2041	4.5	9.2	9.2	3.6
2042	4.6	7.3	8.7	2.3
2043	4.8	10.3	8.5	2.3
2044	4.9	4.3	8.9	3.7
2045	5.0	3.3	9.4	3.8
2046	5.1	8.8	11.7	10.5
2047	5.4	13.4	11.0	8.1
2048	5.5	12.1	10.4	10.0
2049	5.5	4.4	10.0	8.4
2050	5.6	5.3	12.1	12.4
2051	5.8	10.8	12.7	8.2
2052	5.9	13.3	8.2	3.2
2053	6.1	10.1	10.1	12.6
2054	6.2	34.1	10.1	32.9
2055	6.4	64.1	10.6	54.0
2056	6.5	66.2	10.6	55.4
2057	6.9	85.5	20.1	56.7
2058	7.0	87.9	11.3	58.2
2059	7.0	40.2	11.7	27.6
2060	7.3	1.2	11.7	4.3
2061	7.6	1.3	12.3	4.4
2062	7.8	8.7	14.3	4.5
2063	8.0	23.3	12.9	4.7
2064	8.3	1.2	13.1	43.6
2065	8.7	1.2	14.0	51.1
2066	8.9	1.2	14.0	52.4
2067	9.4	37.3	55.7	53.7
2068	9.6	38.0	27.5	55.0
Total	264.6	793.7	528.6	717.1

CHAPTER 6. Risk Identification and Other Factors

INTRODUCTION

This chapter addresses a number of important factors that could affect the Project and, in particular, the financial plan for the Project. These risks fall under one or more of the following categories: Project Cost, Project Schedule, Financing and Revenue, and Long-term Operations and Maintenance. Significant consideration has been given to identifying risks and potential mitigation measures, and this chapter outlines these factors and provides updates to those presented in the IFP. Additionally, this chapter addresses the impact of each state's financial contribution to the Project on their respective statewide transportation programs.

PROJECT COST RISKS AND MITIGATION STRATEGIES

The following factors have been identified as possible reasons for cost overruns. Additional detail can be found in the Cost Estimate Review document prepared by the states and the Federal Highway Administration in 2012 as well as the Project Management Plan for the Project.

Table 6-1. Project Cost – Risks and Mitigation Strategies

Risk	Mitigation Strategy
Inflation	
Highway construction inflation has been very volatile over the past several years and could significantly increase the cost of the Project.	The states have entered into design-build and availability payment P3 agreements for the vast majority of their respective project components, transferring most of the risk to the private sector design-builder or developer. Reasonable inflationary assumptions based on recent and historical trends in construction inflation have been included in all remaining cost estimates.
Contingency	
The amount of contingency factored into Project cost estimates may be insufficient to cover unexpected costs or cost increases.	The design-build and availability payment concession structures transfer much of this risk from the public to the private sector design-builder or developer.
Cost Overruns During Construction	
Cost overruns after start of construction could result in insufficient upfront funds to complete the Project.	A design-build or availability payment concession structure (with guaranteed maximum price contracts) helps transfer much of this risk from the public to the private sector design-builder or developer.

PROJECT SCHEDULE RISKS AND MITIGATION STRATEGIES

The following risks have been identified as those that may affect Project schedule and, therefore, the ability of the Project Sponsors to deliver the Project on a timely basis.

Table 6-2. Project Schedule – Risks and Mitigation Strategies

Risk	Mitigation Strategy
NEPA Litigation	
<p>Lawsuits filed within the statutory protest period may result in significant delays to the start of construction and expose the Project to additional inflationary costs.</p>	<p>At this time, there is no ongoing litigation related to the Project. On January 4, 2013, INDOT and KYTC reached a settlement agreement with the National Trust for Historic Preservation and River Fields, Inc. – agreeing to dismiss a lawsuit in exchange for additional commitments to historic preservation and public involvement. On July 17, 2013, the courts dismissed an additional suit that had been brought by the Coalition for the Advancement of Regional Transportation (CART). CART subsequently appealed the decision and the appeal has been fully briefed as of the end of 2013. The Sixth Circuit Court of Appeals affirmed the decision of the lower court dismissing the case on August 7, 2014. CART has until November 5, 2014 to file a petition for certiorari with the Supreme Court of the United States if it intends to pursue its allegations further. If a petition for certiorari is filed, the Supreme Court has discretion not to grant it.</p> <p>To mitigate the potential impacts of any future litigation that could cause schedule delays and cost escalation, risk and mitigation measures were addressed in the Environmental Impact Statement (EIS). The BSMT intends to adhere to the recommendations outlined in the EIS.</p>
Permits and Approvals	
<p>Delays in the receipt of permits and approvals may delay the start of construction.</p>	<p>NEPA has been approved and all environmental permits have been received. Subsequent responsibility for permit revisions resulting from revisions, updates based on time limitations, and local permits associated with specific construction activities will be transferred to the developers for both the Downtown Crossing and East End Crossing and are addressed directly in the relevant contract documents.</p>
ROW Acquisition	
<p>A large number of ROW parcels will need to be acquired for the Project and variances in cost and time forecasts may impact both Project cost and schedule.</p>	<p>All rights of way have been purchased.</p>

Risk	Mitigation Strategy
Unanticipated Site Conditions	
<p>As materials are exposed, unanticipated geotechnical concerns for the construction of the tunnel, in particular, and for other subsurface construction of other structures could be identified that may delay the schedule or increase costs.</p>	<p>Extensive analysis was undertaken as part of the FEIS process. The Developers were responsible for doing a reasonable and prudent site investigation before making their proposal. The failure of the Developer to perform its own testing, or to make themselves aware of already existing subsurface information, shall preclude the Developer from presenting any claim for conditions that such preparation and measures might have revealed, or that might have been reasonably anticipated after such reviews. The Developer was specifically instructed that geotechnical and environmental reports on contamination regarding site conditions were provided for information only and would not serve as a basis for any claims.</p> <p>Additionally, geotechnical investigations are ongoing on several sections of the Project and results do not indicate any significant problems.</p>
Schedule Coordination	
<p>Due to the size and complexity of the Project, poor project scheduling and coordination could delay the project schedule.</p>	<p>Design-build and availability payment P3 structures help transfer much of this risk from the public to the private sector design-builder or concessionaire. The State Transportation Authorities (STA) are not liable to the Developer for any claims, costs, losses, damages, or time extensions sustained by the Developer as a result of his own actions. Time extensions and potential change orders are permitted only if it is shown to be the sole fault of the STA or its contactors associated with the project oversight and that it, affects the critical path schedule and cannot be mitigated through the use of manpower and equipment in other aspects of the project.</p>

FINANCING AND REVENUE RISKS AND MITIGATION STRATEGIES

The following risks may negatively affect the Project Sponsors' ability to finance the Project cost-effectively and operate and maintain the Project over time. For each risk, this table provides a summary of potential mitigation strategies.

Table 6-3. Financing and Revenue – Risks and Mitigation Strategies

Risk	Mitigation Strategy
Availability of State and Federal Funding	
<p>The states have identified and committed various levels of conventional funding for the Project within the timeframe of their budget planning cycles. Funding beyond this period is subject to appropriation risk.</p>	<p>Within procedural limitations, the states have demonstrated a strong commitment to ensuring that the Project is delivered given the investment of funds to date and issuance of GARVEE bonds by the Commonwealth of Kentucky.</p> <p>Kentucky has included the Project in its current biennial budget and subsequent 4-year Highway Plan at the funding levels reflected in this financial plan document.</p> <p>Indiana has included the Project in INDOT's internal budgeting and financial control systems at the requisite funding levels. On a bi-annual basis, IFA will provide INDOT an annual budget which details the amount of funds to be appropriated to INDOT to meet annual payment requirements. In addition, all anticipated funding amounts will be reflected in Indiana's fiscally-constrained Statewide Transportation Improvement Program (STIP) and the FY 2011 – 2015 Transportation Improvement Program (TIP) for the metropolitan region.</p>
Toll Revenue Risk	
<p>Toll revenues could be less than projected, which could jeopardize the ability for Project debt to be repaid and for sufficient funds to be available for long-term operations and maintenance.</p>	<p>While uncertainty inherently exists in traffic and revenue forecasts, a series of investment-grade traffic and revenue reports and sensitivity analyses have been performed. These reports help ensure financing is based on the most realistic and reasonable toll revenue estimates.</p> <p>Initial toll rates have been approved by the Joint Tolling Body of the states and are consistent with those rates anticipated in the previously described traffic and revenue reports.</p> <p>Kentucky's financial plan includes two separate debt service reserve funds for toll revenue bonds and for the TIFIA loan to help address potential revenue shortfall.</p> <p>Indiana will provide any additional funds required to supplement its share of toll revenues from conventional federal and state funding.</p>

Risk	Mitigation Strategy
Toll Collection Risk	
<p>Toll revenues could be less than forecasted if toll collection mechanisms are inadequate or ETC equipment deficiencies result in the inability to identify users of the Project.</p>	<p>The procurement of a toll system developer and operator is being finalized. Once established, this contract will apply to both crossings to ensure that the most reliable electronic tolling equipment, back-office systems, customer service centers, and collection processes are utilized to minimize toll evasion.</p> <p>The toll revenue forecasts include an estimate of “leakage”, i.e. an amount of revenues lost due to transactions for which the license plates cannot be read or the toll proves otherwise uncollectible.</p> <p>State parties are in the process of procuring a marketing firm to assist with public outreach and education of the tolling systems and how they will operate. The goal of this effort is to maximize the number of accounts with pre-paid transponders distributed prior to commencement of tolls. This approach will minimize leakage and otherwise uncollectible tolls.</p> <p>Both states are investigating the feasibility of business interruption insurance coverage to minimize or eliminate the risk associated with temporary or long-term damage or failure of the toll collection systems.</p>
Capital Market Access	
<p>Capital market volatility could limit access to future financing and/or increase financing costs.</p>	<p>This risk is fully mitigated. All planned debt has been issued for the Project.</p>
Availability of Federal Financing Tools	
<p>Uncertainty surrounding the availability of federal financing via the TIFIA program will have an impact on the risk level of the finance plan for the Project.</p>	<p>TIFIA financing has been secured for Kentucky’s portion of the Project. The only remaining risk is that associated with meeting conditions precedent to draw on the TIFIA loan at the planned future date prior to BAN maturity. KYTC and KPTIA will remain diligent in ensuring all conditions are met and loan proceeds available on the intended schedule.</p>
<p>Uncertainty surrounding the availability of federal highway funding could limit access to future discretionary funding (e.g. TIGER).</p>	<p>The Project financial plan does not rely on additional federal discretionary funds beyond those already committed to the Project.</p>

PROCUREMENT RISKS AND MITIGATION STRATEGIES

The following risks may affect the Project Sponsors' ability to implement the Project due to risks associated with the procurement of the Downtown Crossing under a design-build contract and the East End Crossing as an Availability Payment concession.

Table 6-4. Procurement – Risks and Mitigation Strategies

Risk	Mitigation Strategy
Delay in Procurement	
One of the Crossings suffers a delay in completion, resulting in lower than expected revenue across the Project.	A Bi-state Development Agreement has been entered into that addresses the risks associated with a delay in completion of one of the Crossings. The Agreement establishes that tolling operations shall commence when either the New Downtown Crossing Bridge or the East End Crossing is sufficiently complete to be open to traffic or by June 30, 2018, whichever is earlier. Should any of the planned work be canceled or materially delayed for either Crossing, the states' parties shall use their best efforts and work together in good faith to identify and implement appropriate measures to ensure that construction of the entire Project will be completed as contemplated in the ROD.
The states do not receive affordable bids or are not able to reach commercial or financial close on their respective procurements.	Each state has entered into binding agreements with the design-builder and P3 developer for the Project.

IMPACT ON STATEWIDE TRANSPORTATION PROGRAMS

Both states have made specific commitments to the completion of the Project. Based on expectations of federal funding availability, as well as expectations regarding the availability of corresponding state transportation funds, the Project Sponsors believe that the federal-aid highway formula, federal discretionary, and state transportation funds identified in this Interim Financial Plan Update are reasonably expected to be available, and without adverse impacts on either state's overall transportation programs or other funding commitments.

Kentucky will continue to make specific funding commitments to the Project based on the State's standard two-year budget procedures and in accordance with the state's Highway Plan. The Six-Year Highway Plan ensures that funding for the Project is fully considered in the context of any potential impact on other projects in the state's transportation program. Kentucky has designed its portion of the Project financing to minimize impacts on other transportation needs around the Commonwealth. Based on Kentucky's Six-Year Plan, the planned \$50 million in annual funding represents approximately 8 percent of Kentucky's overall federal program and just over 5 percent of the Commonwealth's total program. Kentucky's funding participation is also reflected in the fiscally-constrained Statewide Transportation Improvement Program (STIP) and the FY 2011 – 2015 Transportation Improvement Program (TIP) for the metropolitan region.

Indiana has provided for substantial funding for the Project through a combination of state and federal funding, including but not limited to the State's *Major Moves* Transportation Program. Indiana will continue to make specific financial commitments to the Project based on its standard budget procedures and in accordance with the State's Transportation Plan, which takes into account the needs of the overall transportation program and other projects throughout the State. INDOT and IFA are using the biennial appropriations for Availability Payments to show that Indiana is budgeting these appropriations out of INDOT's Capital Program. INDOT estimates that these future payments will be 5-8 percent of its capital program. To date, funding for the Project has been 2-3 percent of the Interstate Maintenance and National Highway System funding categories and approximately 6 percent of state funding. In addition to being reflected in internal budget and financial control systems, all anticipated funding amounts are reflected in the fiscally-constrained Statewide Transportation Improvement Program (STIP) and the FY 2011 – 2015 Transportation Improvement Program (TIP) for the metropolitan region.

Chapter 7. Cost & Revenue History

INTRODUCTION

Since the approval of the Initial Financial Plan, the revenue sources and project scope changed significantly, as described in the 2013 Annual Update. Minor additional changes are reflected in this 2014 Annual Update and described in this chapter.

COST & SCHEDULE HISTORY

Table 7-1 and Figure 7-1 provide the updated cost and schedule for the Project and compared to the 2012 IFP and 2013 Financial Plan Update.

2014 Financial Plan Update Discussion: As shown, Project costs have been reduced by approximately \$22.1 million since the 2013 Financial Plan Update. This reflects variances between planned and actual expenses for right-of-way, utilities, construction and oversight. These differences are further addressed in Chapter 10 and Chapter 11. The schedule remains unchanged from the 2013 Update.

Table 7-1. Project Cost History (exclusive of financing and interest costs during construction, in \$ millions)

Total Project Costs in Year of Expenditure Dollars (in millions)					
Project Segment	2012 IFP	2013 Update	2014 Update	Change from 2013	Change from IFP
Downtown Crossing					
Section 1 - Kennedy Interchange	659.8	586.4	612.5	26.2	(47.3)
Section 2 - Downtown Bridge	357.8	323.2	308.2	(15.0)	(49.6)
Section 3 - Downtown IN Approach	197.7	182.9	172.3	(10.5)	(25.4)
Kentucky Other Costs	92.3	176.2	172.7	(3.5)	80.4
Total Downtown Crossing	1,307.6	1,268.7	1,265.8	(2.9)	(41.8)
East End Crossing					
Section 4 - KY East End Approach	737.6	500.7	511.1	10.3	(226.5)
Section 5 - East End Bridge	284.4	247.5	222.6	(24.9)	(61.8)
Section 6 - IN East End Approach	196.1	218.7	224.3	5.7	28.2
Indiana Other Costs	58.2	108.7	99.8	(8.9)	41.6
Total East End Crossing	1,276.3	1,075.7	1,057.8	(17.8)	(218.5)
PROJECT TOTAL	2,583.9	2,344.4	2,323.6	(20.7)	(260.3)

State Fiscal Year	2005	2006	2007	2008	2009	2010	2011	2012	2013	2014	2015	2016	2017	2018	2019	2020	
Downtown Crossing																	
Environmental	Update - June 2012																
	IFP																
Design	Update - July 2015																
	IFP																
Right-of-Way					Update - March 2015												
					IFP												
Utilities									Update - April 2016								
									IFP								
Construction									Update - April 2017								
									IFP								
Other *	Update - June 2019**																
East End Crossing																	
Environmental	Update - June 2012																
	IFP																
Design	Update - October 2016																
	IFP																
Right-of-Way		Update - June 2014															
		IFP															
Utilities									Update - June 2014								
									IFP								
Construction									Update - October 2016								
									IFP								
Other*	December 2018**																

*Includes state costs for toll system, project-wide mitigation, and oversight costs. **IFP did not include Other category.

Figure 7-1. Project Schedule History

REVENUE & FUNDING HISTORY

Figure 7-2 provides the updated baseline sources of funds for the Project, as reflected in more detail in Chapters 4 and 5 of this Financial Plan Update.

2014 Financial Plan Update Discussion: Changes between the 2013 Update and 2014 Update are the result of the following:

- For Indiana, changes from federal to state funding for the Relief Event and State Milestone Payment, totaling \$17.6 million. Additional changes to the federal funding in 2014 and 2015 relate to the reduction in project costs totaling \$17.4 million. Together, these adjustments result in an overall reduction of \$19.3 million in SFY 2014 and increase of \$1.4 million in 2015.
- For Kentucky, modest changes in the sources of funds based on the actual sale of the toll revenue bonds and closing of the TIFIA loan. This resulted in a reduction in toll revenue bond proceeds of \$24.8 million, an increase of \$7.5 million in TIFIA debt proceeds, and a

total reduction of \$17.3 million. The 2013 Update included a small contingency in the financing to provide for interest rate fluctuations. The 2014 Update reflects actual bond and TIFIA debt proceeds following closing.

Sources of Funds During Construction (Nominal, \$000)			
Source	2013 Update	2014 Update	Difference
KY State & Federal Funding	\$429,540	\$429,540	\$0
KY GARVEE Bonds	\$337,302	\$337,302	\$0
IN State & Federal Funding	\$645,190	\$627,226	(\$17,963)
KY Toll Revenue Bonds	\$296,538	\$271,730	(\$24,809)
KY TIFIA/BANs	\$486,072	\$493,606	\$7,534
IN Milestone PABs (Series B)	\$18,944	\$18,944	\$0
IN Long-Term PABS (Series A)	\$488,912	\$488,912	\$0
Developer Risk Capital	\$78,145	\$78,145	\$0
Relief Events Reserve Account	\$45,000	\$45,000	\$0
Total Sources	\$2,825,642	\$2,790,404	(\$35,238)

Figure 7-2. Project Funding Sources History

Chapter 8. Cost & Revenue Trends

INTRODUCTION

This chapter reviews cost and revenue trends for the Project on an annual basis.

CURRENT COST TRENDS

As shown in Chapter 2, the Project has realized minor cost savings since the 2013 Financial Plan Update.

The cost estimate of \$2.324 billion is approximately \$20 million lower than the prior year's official cost estimate as presented in the 2013 Update of \$2.344 billion. The small variance is attributable to variances between planned and actual expenses for right-of-way, utilities, construction and oversight. Additionally, the developer for both the East End Crossing and Downtown Crossing revised their schedule after the 2013 Update was prepared, distributing some of their general and overhead expenses differently within each project, respectively; however, their net construction cost estimates have not changed.

CURRENT REVENUE TRENDS

As shown in Chapter 4, the revenue and funding sources for the Project have been updated to correspond with the revised Project costs, schedule, and financing plans. As shown in that chapter, sufficient resources are available to meet reasonably anticipated Project costs, to meet financing costs, and to fund necessary contingency reserves.

FUTURE IMPLICATIONS OF TRENDS

Following a significant adjustment between the 2012 IFP and the 2013 Financial Plan Update, the Project costs and revenues remain relatively stable in this Update and are expected to remain so ongoing. As such, current budgets are expected to be adequate.

ADJUSTMENTS IN FINANCIAL PLAN TO ACCOUNT FOR TRENDS

The 2014 Financial Plan Update was updated to reflect trends noted over the preceding year. If future trends should arise, the Project Sponsors are committed to identifying and acting on those trends in a timely manner and those trends will be reflected in the routine management reporting tools and meetings.

Chapter 9. Revenue Shortfall Mitigation

This Annual Update to the Financial Plan for the Project includes all necessary federal and state revenues to offset the anticipated expenditures through the end of the Project. Should shortfalls in revenue occur in the future, the Project Sponsors are committed to identifying and acting on the shortfall as described in Chapter 4 of this financial plan.

Chapter 10. Significant Cost Reductions

INTRODUCTION

This section identifies those individual budgets (by cost category) that experienced a reduction in cost in excess of \$10 million relative to the estimates included in the 2013 Financial Plan Update for the Project.

DOWNTOWN CROSSING

The table below compares the 2014 Financial Plan Update estimate for the Downtown Crossing with estimates as of the 2013 Financial Plan Update and lists causes for major reductions (see Chapter 11 for explanation of significant cost increases).

Table 10-1a. Significant Cost Reduction Summary – Downtown Crossing

DOWNTOWN CROSSING	2013 Update	2014 Update	Difference	Cause For Reduction
Section 1				
Oversight	44,915,154	48,502,449	3,587,295	
Design	125,300,847	120,620,365	(4,680,482)	
Right of Way	36,889,480	36,889,480	0	
Utilities	7,262,415	7,500,000	237,585	
Construction	368,991,704	396,000,000	27,008,296	
Mitigation/Other	3,000,000	3,000,000	-	
Section 1 Total	586,359,600	612,512,294	26,152,694	
Section 2				
Oversight	28,709,777	25,983,188	(2,726,589)	
Design	49,726,493	49,257,736	(468,757)	
Construction	244,795,831	233,000,000	(11,795,831)	Revised baseline schedule. Shifted funds to/from other cost accounts. No net budget change.
Mitigation/Other	-	-	-	
Section 2 Total	323,232,102	308,240,924	(14,991,178)	
Section 3				
Oversight	14,375,069	13,514,363	(860,706)	

DOWNTOWN CROSSING	2013 Update	2014 Update	Difference	Cause For Reduction
Design	27,060,431	23,719,800	(3,340,631)	
Right of Way	21,411,208	21,681,560	270,352	
Utilities	6,112,551	5,557,422	(555,129)	
Construction	112,865,852	106,500,000	(6,365,852)	
Mitigation/Other	1,072,523	1,375,976	303,453	
Section 3 Total	182,897,634	172,349,121	(10,548,513)	
Kentucky Other Costs				
Other Costs	176,205,189	172,686,058	(3,519,131)	
Downtown Crossing Total	1,268,694,525	1,265,788,397	(2,906,128)	

EAST END CROSSING

The tables below compare the Initial Financial Plan Estimate for the East End Crossing with estimates as of the 2013 Annual Update and lists causes for major reductions or increases.

Table 10-1b. Significant Cost Reduction Summary – East End Crossing

EAST END CROSSING	2013 Update	2014 Update	Difference	Cause For Reduction
Section 4				
Oversight	49,653,037	43,857,304	(5,795,733)	
Design	53,939,025	56,695,961	2,756,936	
Right of Way	44,853,123	44,853,123	-	
Utilities	12,822,675	11,711,366	(1,111,309)	
Construction	338,250,507	351,722,061	13,471,554	
Mitigation/Other	1,224,550	2,242,518	1,017,968	
Section 4 Total	500,742,917	511,082,333	10,339,416	
Section 5				
Oversight	15,360,940	14,056,613	(1,304,327)	
Design	48,877,691	48,980,837	103,146	
Construction	183,292,227	159,587,089	(23,705,138)	WVB revised baseline schedule. Shifted funds to/from other cost

EAST END CROSSING	2013 Update	2014 Update	Difference	Cause For Reduction
				accounts. No net budget change.
Mitigation/Other	-	-	-	
Section 5 Total	247,530,858	222,624,539	(24,906,319)	
Section 6				
Oversight	9,428,870	9,269,221	(159,649)	
Design	24,016,753	26,005,711	1,988,958	
Right of Way	21,369,621	19,703,450	(1,666,171)	
Utilities	11,740,508	18,067,820	6,327,312	
Construction	152,103,184	151,029,531	(1,073,653)	
Mitigation/Other	-	244,471	244,471	
Section 6 Total	218,658,936	224,320,204	5,661,268	
Indiana Other Costs				
Other Costs	108,727,368	98,407,715	(10,319,653)	Several minor variances between forecast and actual FY2014 expenses.
East End Crossing Total	1,075,660,079	1,056,434,791	(19,225,289)	

Chapter 11. Significant Cost Increases

INTRODUCTION

This section identifies those individual budgets (by cost category for this Interim Annual Update) that experienced an increase in cost in excess of \$10 million as of the 2013 Annual Update relative to the estimates included in the IFP for the Project. Future annual updates will include additional detail once the Project is fully in the construction phase.

DOWNTOWN CROSSING

Table 11-1a. Significant Cost Increase Summary – Downtown Crossing

DOWNTOWN CROSSING	2013 Update	2014 Update	Difference	Cause For Increase
Section 1				
Oversight	44,915,154	48,502,449	3,587,295	
Design	125,300,847	120,620,365	(4,680,482)	
Right of Way	36,889,480	36,889,480	0	
Utilities	7,262,415	7,500,000	237,585	
Construction	368,991,704	396,000,000	27,008,296	Revised baseline schedule. Shifted funds to/from other cost accounts. No net budget change.
Mitigation/Other	3,000,000	3,000,000	-	
Section 1 Total	586,359,600	612,512,294	26,152,694	
Section 2				
Oversight	28,709,777	25,983,188	(2,726,589)	
Design	49,726,493	49,257,736	(468,757)	
Construction	244,795,831	233,000,000	(11,795,831)	
Mitigation/Other	-	-	-	
Section 2 Total	323,232,102	308,240,924	(14,991,178)	
Section 3				
Oversight	14,375,069	13,514,363	(860,706)	
Design	27,060,431	23,719,800	(3,340,631)	
Right of Way				

DOWNTOWN CROSSING	2013 Update	2014 Update	Difference	Cause For Increase
	21,411,208	21,681,560	270,352	
Utilities	6,112,551	5,557,422	(555,129)	
Construction	112,865,852	106,500,000	(6,365,852)	
Mitigation/Other	1,072,523	1,375,976	303,453	
Section 3 Total	182,897,634	172,349,121	(10,548,513)	
Kentucky Other Costs				
Other Costs	176,205,189	172,686,058	(3,519,131)	
Downtown Crossing Total	1,268,694,525	1,265,788,397	(2,906,128)	

EAST END CROSSING

Table 11-1b. Significant Cost Increase Summary – East End Crossing

EAST END CROSSING	2013 Update	2014 Update	Difference	Cause For Increase
Section 4				
Oversight	49,653,037	43,857,304	(5,795,733)	
Design	53,939,025	56,695,961	2,756,936	
Right of Way	44,853,123	44,853,123	-	
Utilities	12,822,675	11,711,366	(1,111,309)	
Construction	338,250,507	351,722,061	13,471,554	WVB revised baseline schedule. Shifted funds to/from other cost accounts. No net budget change.
Mitigation/Other	1,224,550	2,242,518	1,017,968	
Section 4 Total	500,742,917	511,082,333	10,339,416	
Section 5				
Oversight	15,360,940	14,056,613	(1,304,327)	
Design	48,877,691	48,980,837	103,146	
Construction	183,292,227	159,587,089	(23,705,138)	
Mitigation/Other	-	-	-	
Section 5 Total	247,530,858	222,624,539	(24,906,319)	

EAST END CROSSING	2013 Update	2014 Update	Difference	Cause For Increase
Section 6				
Oversight	9,428,870	9,269,221	(159,649)	
Design	24,016,753	26,005,711	1,988,958	
Right of Way	21,369,621	19,703,450	(1,666,171)	
Utilities	11,740,508	18,067,820	6,327,312	
Construction	152,103,184	151,029,531	(1,073,653)	
Mitigation/Other	-	244,471	244,471	
Section 6 Total	218,658,936	224,320,204	5,661,268	
Indiana Other Costs				
Other Costs	108,727,368	98,407,715	(10,319,653)	
East End Crossing Total	1,075,660,079	1,056,434,791	(19,225,289)	



**Kentucky Transportation Cabinet
Indiana Department of Transportation**

**Louisville - Southern Indiana Ohio River Bridges Project
2014 Financial Plan Annual Update – Letter of Certification**

The Kentucky Transportation Cabinet (KYTC) and the Indiana Department of Transportation (INDOT) present this Financial Plan Annual Update for the Louisville-Southern Indiana Ohio River Bridges Project (the Project) in accordance with the requirements of Section 106(h) of Title 23, as amended by Section 1904(a)(2) of the Safe, Accountable, Flexible, Efficient Transportation Equity Act: A Legacy for Users (SAFETEA-LU) and further amended by Section 1503(a)(4) of Moving Ahead for Progress in the 21st Century (MAP-21). This Annual Update conforms to the requirements set out in Federal Highway Administration (FHWA) January 2007 *Financial Plans Guidance* and additional Interim Guidance issued by FHWA September 24, 2012 to reflect several MAP-21 provisions.


This 2014 Financial Plan Annual Update provides the schedule for delivering the Project, plus cost estimates and expenditure data through State Fiscal Year (SFY) 2014 (June 30, 2014), and financial analyses developed for the Project as of that date. The cost data in this Financial Plan Annual Update provides an accurate accounting of costs incurred through the reporting period and includes an estimate of future costs based on engineers' estimates and reasonable estimates of construction-related inflation factors available at the time. The estimates of financial resources to fund the Project also represent an accurate accounting of funds expended through the reporting period and best information and reasonable assumptions for future resources that were available.

To the best of our knowledge and belief, the Financial Plan Annual Update, as submitted herewith, is based on sound underlying assumptions that fairly and accurately present the financial position of the Project, cash flows, and expected conditions for the Project's life cycle as of this reporting period. This Financial Plan Annual Update is our reasonable best effort at providing an accurate basis upon which to schedule and fund the Project. We have made available all significant information that is relevant to the Financial Plan for the Project and, to the best of our knowledge and belief, the inputs and assumptions derived from these documents and records are appropriate.

As stated in the Initial Financial Plan, the 2013 Financial Plan Annual Update, and this 2014 Financial Plan Annual Update, the states continue the commitment to fully fund the Ohio River Bridges Project through completion.

Respectfully Submitted:


 Michael W. Hancock Date 12/31/14
 Secretary
 Kentucky Transportation Cabinet


 Karl B. Browning Date 12/15/2014
 Deputy Commissioner
 Indiana Department of Transportation

INNOVATIVE PROJECT DELIVERY

APPENDIX E



I-69 Section 5: Bloomington to Martinsville

Initial Financial Plan 2013 - DRAFT

**August 2013
January 2014 (revision)**

Submitted to:
Federal Highway Administration

Submitted by:
Indiana Department of Transportation



In conjunction with:
Indiana Finance Authority

Table of Contents

Contents

Chapter 1. Introduction	4
INTRODUCTION	4
PROJECT OVERVIEW	4
PROJECT SPONSOR	4
PROJECT DETAIL	4
PROJECT APPROACH	4
PROJECT HISTORY	5
PROJECT IMPLEMENTATION - MANAGEMENT AND OVERSIGHT	6
Chapter 2. Project Cost Estimate	7
INTRODUCTION	7
CURRENT COST ESTIMATES	7
INFLATION ASSUMPTIONS AND COST ESTIMATING METHODOLOGY	9
PROJECT EXPENDITURES	15
OPERATIONS AND MAINTENANCE COSTS	16
Chapter 3. Implementation Plan	17
INTRODUCTION	17
PROJECT SCHEDULE OVERVIEW	17
PROJECT DELIVERY	17
PERMITS AND APPROVALS	18
Chapter 4. Financing and Revenues	20
INTRODUCTION	20
FINANCIAL PLAN OVERVIEW	20
PROCUREMENT APPROACH AND FINANCING	21
STATE TRANSPORTATION AND FEDERAL-AID FORMULA FUNDING	22
FEDERAL DISCRETIONARY FUNDING	23
FINANCING STRATEGY	23
ASSUMPTIONS, RISKS, AND MITIGATIONS	23
Chapter 5. Project Cash Flow	25
INTRODUCTION	25
ESTIMATED SOURCES AND USES OF FUNDING	25
CASH MANAGEMENT TECHNIQUES	27
FINANCING COSTS	27
Projected Cash Flows	27
Chapter 6. Risk Identification and Other Factors	27
INTRODUCTION	27
PROJECT COST RISKS AND MITIGATION STRATEGIES	27
PROJECT SCHEDULE RISKS AND MITIGATION STRATEGIES	28
FINANCING RISKS AND MITIGATION STRATEGIES	30
PROCUREMENT RISKS AND MITIGATION STRATEGIES	32
IMPACT ON STATEWIDE TRANSPORTATION PROGRAM	32
FUTURE UPDATES	32

List of Exhibits

TABLE 2-1. PROJECT COST ESTIMATE – BY PROJECT COMPONENT AND SECTION.....	
TABLE 2-2. COST ESTIMATING METHODOLOGY.....	
FIGURE 2-1. PROJECT COST BY ELEMENT.....	
TABLE 2-3A. PROJECT BUDGET BY PROJECT COMPONENT AND SECTION.....	
TABLE 2-3B. PROJECT BUDGET BY STATE.....	
TABLE 2-4. TOTAL EXPENDITURES TO DATE BY STATE FISCAL YEAR.....	
TABLE 2-5. PROJECTED FUTURE EXPENDITURES BY STATE FISCAL YEAR.....	
FIGURE 2-2. ANNUAL EXPENDITURES –.....	
FIGURE 2-3. ANNUAL EXPENDITURES –.....	
FIGURE 2-4A. BUDGETED ANNUAL EXPENDITURE VS. ACTUAL EXPENDITURE.....	
FIGURE 2-4B. BUDGETED ANNUAL EXPENDITURE VS. ACTUAL EXPENDITURE.....	

Chapter 1. Introduction

INTRODUCTION

This document presents the Initial Financial Plan (IFP) for Section 5 of the I-69 Project (the Project or the I-69 Project), including current cost estimates, expenditure data through State Fiscal Year (SFY) 2013, the current schedule for delivering the Project, and the financial analyses developed for the Project. This IFP has been prepared generally in accordance with FHWA's Financial Plans Guidance.

PROJECT OVERVIEW

The I-69 Evansville to Indianapolis corridor received a Tier 1 Record of Decision in 2004 which divided the 142 mile corridor into six sections of independent utility. Section 5 of the I-69 corridor follows SR 37 extending from southwest of Bloomington near Victor Pike to SR 39, south of Martinsville, Indiana. I-69 Section 5 (the Project) utilizes SR 37, currently a partially access controlled four-lane divided highway, to be improved to a fully access controlled freeway. The Indiana Department of Transportation (INDOT) prepared and the Federal Highway Administration (FHWA) approved the I-69 Section 5 Tier 2 Final Environmental Impact Statement (FEIS) and the Record of Decision selecting refined preferred alternative 8 for the Project. Refined preferred alternative 8 provides for construction of an urban six-lane section from the southern terminus of the Project, south of the Fullerton Pike interchange, to the Sample Road Interchange. I-69 north of Sample Road Interchange will follow a rural 4-lane section to the northern project terminus.

PROJECT SPONSOR

The State of Indiana is the Project Sponsor for Section 5 of the I-69 Project. The project will be procured and managed by a partnership between the Indiana Finance Authority (IFA) and the Indiana Department of Transportation (INDOT).

PROJECT DETAIL

The Project begins at State Road 37 in Bloomington, IN and extends north approximately 21 miles to SR 39 in Martinsville, IN. The Project extends through Monroe and Morgan Counties, Indiana, with the majority of the Project being in Monroe County. The purpose of the Project, as well as the broader I-69 project, is to strengthen the transportation network in the State, support economic development in the region and complete the portion of the broader I-69 project between Evansville and Indianapolis.

PROJECT APPROACH

INDOT plans to develop I-69 Section 5 as a Public-Private Partnership (P3) project. The project sponsors (IFA and INDOT) will solicit proposals for the design, build, finance, operation and maintenance of the Project. This financial plan reflects the costs as estimated in the August 2013 Cost Estimate Review (with an adjustment for utility estimates January, 2014) and will be updated with the bids of the selected developer after financial close.

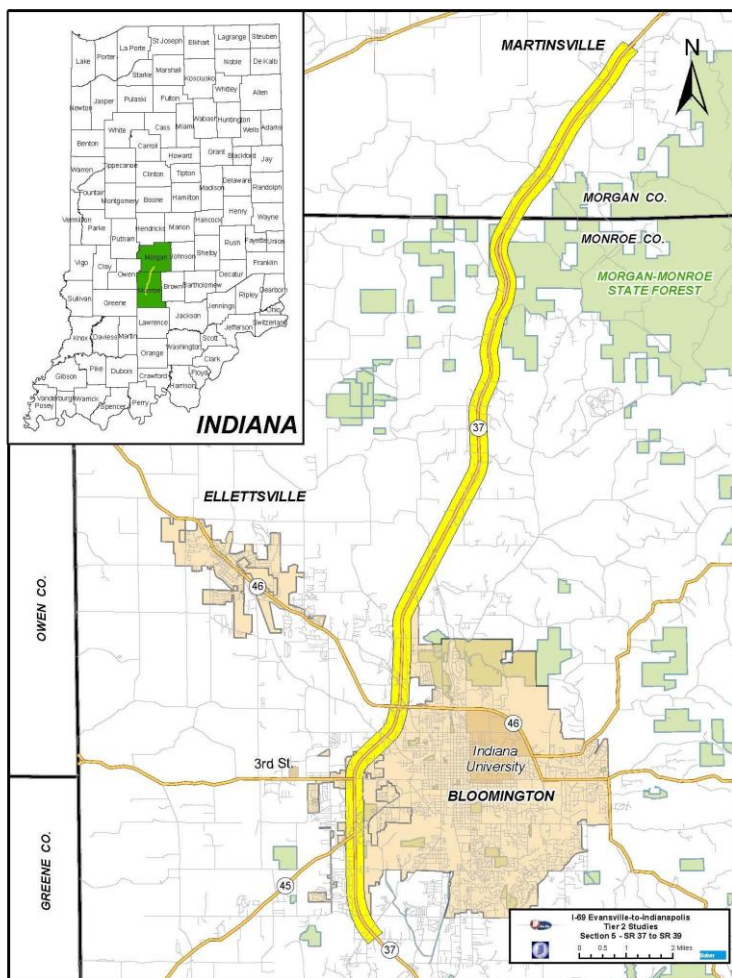


Figure 1-1 – I-69 Section 5 Corridor Map

PROJECT HISTORY

Briefly, SIU 3 of the National Corridor is the Evansville to Indianapolis project in Indiana. In March 2004, the Federal Highway Administration (FHWA) issued a Tier 1 Record of Decision (ROD) for the Evansville to Indianapolis section of I-69. The Tier 1 ROD selected a “corridor” - that is, a band generally 2,000 feet in width, but narrower in some places and broader in others - for I-69 between Evansville and Indianapolis. In addition, the Tier 1 ROD divided the Evansville to Indianapolis project into six separate sections for more detailed Tier 2 studies. Sections 1-3 are constructed and open to traffic. Section 4 located from US 231 to SR 37 south of Bloomington is currently under construction. Section 5 has received its FEIS and Record of Decision. Section 6 from south of Martinsville to Indianapolis is undergoing environmental studies. Section 5 is the second section from the north; it extends from SR 37 southwest of Bloomington to SR 39 in Martinsville. This financial plan focuses on Section 5.

A full discussion of the Project History can be found in the Draft EIS or the FEIS, found on the internet at this address <http://www.i69indyevn.org/>

PROJECT IMPLEMENTATION - MANAGEMENT AND OVERSIGHT

The State of Indiana is the Project Sponsor for the Project and intends to manage and deliver the project jointly between the Indiana Department of Transportation (INDOT) and the Indiana Finance Authority (IFA). The following is additional detail on the roles and responsibilities of various parties.

- **INDOT and IFA**

INDOT and IFA, supported by their Technical Team (described below), will be responsible for all aspects of the I-69 Section 5 contract.

- **Chief Legal Advisor**

The Chief Legal Advisor will supplement and assist state personnel with shortlisting of potential developers, contract language, and contract negotiations and will work under the direction of IFA. The contract is known as the Public-Private Agreement (PPA).

- **Technical Procurement Advisor**

The Technical Procurement Advisor will supplement and assist state personnel with technical provisions, design review, contract administration, construction inspection, and quality control and quality assurance activities and will work under the direction of INDOT.

- **P3 Financial Advisor**

The Public-Private Partnership (P3) Financial Advisor will supplement and assist state personnel with financial issues associated with Developer selection, financing, cash flow, and project financial close.

- **Section 5 Developer**

IFA and INDOT issued a final Request For Proposals (RFP) in October 2013 for a developer to design, construct, and finance Section 5 of the I-69 Project, and operate and maintain portions thereof.

- **Standing Advisory Teams**

There are several standing advisory teams with specific historical and environmental functions that also serve as information outlets. These advisory teams have varying duties which include providing recommendations during development of contract provisions regarding design of the Project; providing feedback on plans with the specific needs of the communities in mind as well as the region at large.

Chapter 2. Project Cost Estimate

INTRODUCTION

This chapter provides a detailed description of Project cost elements and current cost estimates in year-of-expenditure dollars for each element. This chapter also summarizes the costs incurred to date since the original Notice of Intent was published in the Federal Register and provides detail on key cost-related assumptions.

CURRENT COST ESTIMATES

The current total estimated cost for the Project is \$406.7* million, based on 2012 dollar estimates included within the August 2013 Cost Estimate Review. This cost estimate:

- (i) reflects updated estimates prepared in 2013 by the Cost Estimate Review process,
- (ii) (ii) includes the most current project phasing and anticipated schedule, and
- (iii) (iii) and is updated for actual expenditures incurred by INDOT in FY2013

The Draft EIS provided a wide range of alternatives with varying cost estimates. Using Refined Preferred Alternative 8 and Minimal Impact Design Criteria, the costs for the project have been reduced. Further cost savings are anticipated as the procurement proceeds.

Table 2-1 provides an overview of Project costs, broken down by project component and section. The estimates are presented in year-of-expenditure dollars and incorporate reasonable inflation estimates, as described further below.

*Revised to reflect increased utility estimates January, 2014

Table 2-1. Project Cost Estimate – by Project Phase

Total Project Costs in Year of Expenditure Dollars (in \$ millions)	
I-69 Section 5	Total Cost
PE & Final Design	\$20.2
Right of Way	48.25
Construction	258.6
Utility Relocations	55.0*
Mitigation Costs	11.7
CEI, Administration & Program Costs	13.0
PROJECT TOTAL	\$406.7

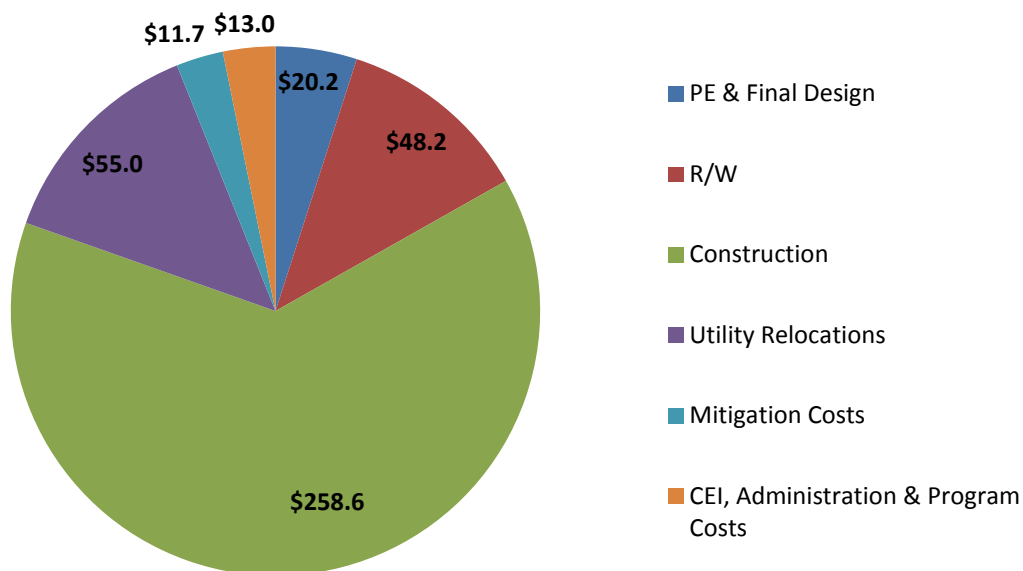


Figure 2-1. Project Cost Estimate – by Project Phase

**Utility Costs revised January 2014 to reflect utility company estimates*

INFLATION ASSUMPTIONS AND COST ESTIMATING METHODOLOGY

Inflation Assumptions

For the purpose of this Initial Financial Plan, the following inflation assumptions have been applied:

Project Year Inflation Rate

2014: 2.5%

2015: 2.5%

2016: 2.5%

2017 & after: 2.5%

These inflation rates reflect calendar year rates that were then applied on a prorated basis to monthly expenditure forecasts. These assumptions are based on the Cost Estimate Review.

Cost Estimating Methodology

Current cost estimates have been developed by the General Engineering Consultant, in conjunction with INDOT and FHWA. The cost estimates were developed by breaking down the Project into the six major sections plus an “Other Costs” category and, further, into nine major elements. The methodology for each element is further described below.

Table 2-2. Cost Estimating Methodology

Cost Elements
<p>Engineering and Design</p> <p><i>Preliminary and final engineering design services.</i> Final engineering will be part of the alternative delivery contracts for the I-69 Section 5. Engineering and design cost estimates are currently estimated at 7.5% of the construction cost estimate.</p>
<p>Design Program Management</p> <p><i>Cost to state for services of the GEC during the design phase and miscellaneous departmental program management costs.</i> Program Management estimates are based on currently negotiated contracts and estimates that cover the currently planned Project schedule.</p>
<p>Construction Administration and Inspection</p> <p><i>All construction and program management, administration, and inspection activities during the construction phase of the Project.</i> Construction Administration and Inspection costs are estimated at 5% of the construction cost estimate.</p>
<p>Construction</p> <p><i>Estimated cost of construction.</i> Construction estimates reflect current prices inflated for year of expenditure utilizing a large alternative delivery contract.</p>
<p>Construction Contingency</p> <p><i>Contingency to cover additional construction services in the event unforeseen circumstances arise that result in additional cost.</i> Construction contingency estimates are based on the level of engineering undertaken to date for each Project section. Contingency factors have been developed based on the August 2013 FHWA Cost Estimate Review that assessed the likelihood and potential cost of various major project risk items using a monte-carlo simulation to evaluate the overall potential cost impact. Contingencies have been adjusted to match the recommended 70th percentile cost estimate from the August 2013 FHWA Cost Estimate Review.</p>
<p>Utilities</p> <p><i>All public and private project-related utility relocation and new utility construction.</i> Costs include those related to telephone, electric, gas, fiber optics, water, sewer, TV cable, and storm drainage and are based on the most up-to-date cost information available.</p>
<p>Right of Way Acquisition</p> <p><i>Appraisals, administration, management, and acquisition of required right of way.</i> Costs include completed and anticipated right of way acquisition and are based on the most up-to-date market information available.</p>

Cost Elements

Enhancements

Various Project-related commitments as identified in the Record of Decision.

This includes fixed dollar commitments made for mitigation for impacts to a 4f facility (as agreed to by the jurisdictional authority) and various other NEPA commitments.

Mitigation

Implementation of mitigation of sensitive impacts.

This includes costs for such items education for the historic landscape districts associated with the limestone industry, wetland, stream and forest creation and preservation.

Tables 2-3 show the breakdown of costs for the Project annually by Project component and section, respectively.

Table 2-3. Project Budget by Phase, By fiscal year
(Year-of-Expenditure \$, millions)

Detailed Budget (\$YOE)	2013 & Prior*	2014	2015	2016	2017	Total
PE & Final Design	14.3	5.9				20.2
Right of Way	0.7	12.6	34.9			48.2
Construction	0.1		51.7	103.4	103.4	258.6
Utility Relocations		5.8	34.2	15.0		55.0
Mitigation Costs		5.8	5.9			11.7
CEI, Admin, Program			2.6	5.2	5.2	13.0
TOTAL	15.1	30.1	129.3	123.6	108.6	406.7

* Represents actual costs incurred to date through FY2013

PROJECT EXPENDITURES

As shown in Table 2-3, approximately \$15.1 million is estimated to have been expended on the Project through the end of SFY 2013. Expenditures in future years are summarized in the table as well.

Note that FY2014- FY2017 expenditures are estimated project costs and do not reflect actual state or federal expenditures expected in such years.

Table 2-4. I-69 Section 5 Expenditures by State Fiscal Year
(Year-of-Expenditure \$, in millions)

SFY	Total
2013 & prior	15.1
2014	30.1
2015	129.3
2016	123.6
2017	108.6
TOTAL	406.7

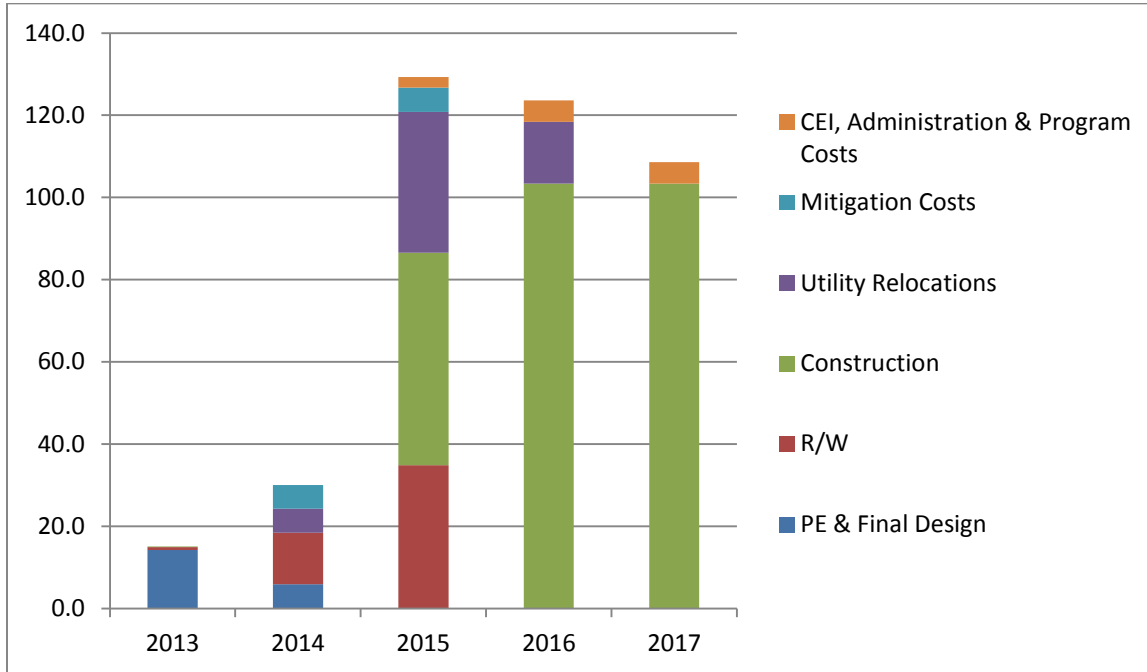


Figure 2-2. I-69 Section 5 Expenditures by State Fiscal Year
Note that this does not include O & M costs

OPERATIONS AND MAINTENANCE COSTS

Updates to the Financial Plan will account for reasonably anticipated operations and maintenance costs as part of the design, build, finance, operate and maintain award at financial close. These costs include routine operations and maintenance expenditures and major maintenance requirements.

The O&M cost estimates were developed by INDOT. The primary estimating methodology used was mathematical scaling from other comparable projects and facilities. The physical aspects of comparable projects, relying on a ratio with specific restrictions of magnitude, were used to extrapolate a cost estimate. Under the provisions of the Public-Private Agreement (PPA), availability payment reductions may be imposed on the developer if operating and maintenance performance standards are not met. Additionally, the contract includes quality standards that must be met when the Project is handed back to the Project Sponsor at the end of the PPA term.

Chapter 3. Implementation Plan

INTRODUCTION

This chapter provides information on the planned implementation schedule for the Project. It also provides additional information regarding the allocation of implementation responsibilities and a summary of the necessary permits and approvals.

PROJECT SCHEDULE OVERVIEW

The current Project schedule is based on delivery of the Project under an availability payment concession. The Project is expected to be complete by the Fall of 2016 (see *Figure 3-1* and *Figure 3-2*).

YEAR	2012 and prior	2013	2014	2015	2016
I-69 Section 5					
Environmental					
Prelim Design					
Final Design					
Right-of-Way					
Utilities Relocation					
Construction					

Figure 3-1. Project Schedule Overview

The State of Indiana anticipates awarding a construction contract in the spring of Calendar Year 2014, as shown in the procurement schedules in the Project Delivery discussion below. The Record of Decision was received in August 2013, and the level of completed design by the Final RFP is approximately 10% complete. ROW acquisition will be initiated during the Summer of 2013 and will be completed on or before July 2015 with a parcel acquisition schedule included in the Final RFP.

PROJECT DELIVERY

The State of Indiana has evaluated various alternative contracting methods permitted under current Indiana law. Such alternative delivery models are expected to enhance the feasibility of the Project through accelerated project delivery; avoidance of inflation costs; the infusion of additional sources of financing; and the transfer of various risks to the private sector, such as construction risk, and/or long-term operating and maintenance risks. As a result, Section 5 of

the I-69 Project is being procured as an availability payment concession. Figure 3-2 provides the current procurement schedules for each component.

Procurement Schedule

Scheduled Item	Dates
Issue Request for Qualifications	May 23, 2013
SOQ Due Date	July 9, 2013
Anticipated Announcement of Short-listed Proposers	July 30, 2013
Circulate Draft of RFP to Short-listed Proposals	July 2013
Issue final RFP	October 15, 2013
Proposal Due Date	January 21, 2014
Award and execution of PPA (Commercial Close)	March 2014
Financial Close	June 2014
Substantial Completion	October 31, 2016

Figure 3-2. Procurement Schedule

PERMITS AND APPROVALS

The Federal Highway Administration issued a Record of Decision selecting the preferred alternative as Refined Preferred Alternative 8 in August 2013. All permitting activity will be carried out in accordance with the FEIS and ROD.

The RFP for final design and construction includes provisions to ensure compliance with all NEPA commitments that are included in the FEIS, the ROD, the Section 106 First Amended MOA and the karst MOA. The State of Indiana will apply for permits with key federal regulatory agencies. The private design-builders will apply for a number of other necessary local, state and federal permits. The permits and notifications required by the FEIS are outlined in Table 3-1.

Table 3-1. Required Permits or Notifications

Agency	Permit/Notification ⁽¹⁾
U.S. Army Corps of Engineers	Section 404 Permit for Discharge of Dredged or Fill Material into Waters of the United States
Federal Aviation Administration	Tall Structure Permit FAA Form 7460-1 Notice of Proposed Construction or Alteration for a crane
Indiana Department of Environmental Management	Isolated wetland permit
United States Environmental Protection Agency	Class 5 Injection Well Permit
Indiana Department of Environmental Management	Section 401 Water Quality Certification
Indiana Department of Environmental Management	Rule 5 National Pollution Discharge Elimination System
Indiana Department of Natural Resources	Construction in a Floodway Permit

(1) Note: not all permits/notifications apply to all sections of the Project.

Chapter 4. Financing and Revenues

INTRODUCTION

This chapter discusses the financial plan for the Project. Specifically, it presents the available and committed funding required to complete the Project, including state transportation and federal-aid formula funds, and federal discretionary fund. A discussion of risks associated with funding availability also is included.

FINANCIAL PLAN OVERVIEW

This financing plan may differ slightly from the Cost Estimate Review given differing terms that IFA/INDOT believe a developer will achieve vis-à-vis current approaches in the Public-Private Partnership market; however, the discrepancies overall are not material and are ultimately based on the same forecasts developed by INDOT and INDOT's technical advisor for the Project.

This Initial Financial Plan reflects the planned funding and finance strategy by which the Project will be financed through a combination of private equity and debt which will be repaid through a combination of conventional state and federal transportation program funds.

Notwithstanding the capital structure articulated in this pro-forma finance plan, any future finance plan for the Project could include a number of financing instruments, including private sector equity, and a combination of debt securities including senior taxable debt, tax-exempt Private Activity Bonds (PABs), subordinated debt and / or privately placed restricted securities. Implicit in this finance plan is the assumption that senior debt will achieve an 'Investment Grade' rating.

The Project Sponsor has developed a financial plan that recognizes the limitations on conventional state and federal transportation funding and finds the right balance of funding alternatives to meet the following goals:

- Ensuring Indiana's financial obligations to the Project are manageable;
- Ensuring that the Project delivers value to Indiana, taxpayers, project partners, and end users through the lowest feasible Project cost;
- Seeking private sector innovation and efficiencies and encouraging design solutions that respond to environmental concerns, permits, and commitments in the FEIS/ROD;
- Developing the Project in a safe manner that supports congestion management and economic growth for the region;
- Ensuring the Project is constructed within a time period that meets or exceeds final completion target dates; and
- Transparently engaging the public and minimizing disruptions to existing traffic, local businesses, and local communities.

The alternative delivery method selected by Indiana has the potential of further reducing Project costs and enhancing the overall Project finance strategy. Such cost savings will be reflected in future updates to the Financial Plan. Importantly, INDOT and IFA, together with their financial advisor and technical advisor, have developed a pro forma financial plan that provides a certain view of how a private developer may deliver and finance this Project. Ultimately the financial plan will reflect what the preferred developer will propose based on their respective view, as well as their lender and/or underwriter's view, of the Project.

PROCUREMENT APPROACH AND FINANCING

The Project will be procured using an availability payment design-build-finance-operate-maintain (DBFOM) procurement model through a Public Private Agreement (PPA). Under this model, IFA will make a series of "availability payments" to a developer as consideration for the developer designing and constructing a facility and, following substantial completion thereof, keeping the facility open and available to users in accordance with the performance standards set in the PPA over a 35 year operating period. In addition, IFA will contribute milestone payments of up to \$60 million in the aggregate, during the construction period, subject to final Project terms.

The finance plan for the Project will reflect a typical P3 project financing whereby the cash flows payable to the developer will secure the senior lien obligations and provide a return for the private sector equity investment.

On May 23, 2013, IFA and INDOT issued a Request for Qualifications (RFQ) for the Project. In response to the RFQ, Statements of Qualifications (SOQs) were received on July 9, 2013. Shortly thereafter, a draft Request for Proposals (RFP) was issued to the shortlisted proposers. The final RFP was issued in October 2013 and award and execution of the PPA will be in March 2014.

The responses to the Request for Proposals for the Project will include a detailed project development plan as well as a finance plan. In preparing their proposals, proposers will be making their own evaluations of the economics of the Project while developing a responsive financing approach. IFA and its advisors have performed a preliminary analysis of the suitability of Private Activity Bonds (PABs) for the Project and have concluded that it is likely proposers may wish to include PABs as a source of financing in their finance plans. To this end, IFA sought and USDOT has provided, a preliminary allocation of \$400 million in PABs that may be, but is not obligated to be, used by a developer in its financing plan.

A combination of state and federal funds will be used to make Milestone Payments and availability payments. INDOT and IFA will budget for availability payments using INDOT and IFA's state appropriation determined by the Indiana General Assembly. The sources of federal funds used to support the availability payments are anticipated to be from the National Highway Performance Program (NHPP). It is anticipated that the developer will utilize a combination of debt and equity to finance initial construction prior to receipt of the Milestone Payments and APs from the IFA.

The Initial Financial Plan has been developed based on recent market precedent and current market conditions. The plan has been developed on a pro-forma basis in advance of the selection of a developer. Upon selection of a developer, the developer's plan of finance will be used to finalize the financial structure for the Project which may include tax-exempt PABs, taxable bond debt or taxable bank debt, in addition to developer equity.

At this stage, the Initial Plan of Finance is based on tax exempt Private Activity Bonds and a contribution of public funds by IFA together with developer equity.

STATE TRANSPORTATION AND FEDERAL-AID FORMULA FUNDING

Indiana has historically used federal-aid resources for the Project and has committed specific funding from their respective near-term federal-aid highway funding programs, as described further below.

Federal-aid formula funds provided to the Project have been and will continue to be matched by a combination of state funds. Indiana has a demonstrated track record of meeting their state match obligations with a variety of state funding sources, including state-imposed fuel taxes and a variety of transportation-related fees.

Based on expectations regarding the availability of federal funding, as well as expectations regarding the availability of corresponding state transportation funds, an estimated \$406.7 million of federal-aid highway formula and state transportation funds is reasonably expected to be available to the Project (see Table 4-1). This includes \$15.1 million of federal and state funds estimated to have been expended through state fiscal year 2013.

**Table 4-1. I-69 Section 5 Federal and State Conventional Funding
(in millions)**

Detailed Budget (\$YOE)	Thru 2013	2014	2015	2016	2017	Total
State Funding	3.6	6	25.9	24.7	21.7	
Federal Formula Funding	8.7	24.1	103.4	98.9	86.9	
Federal Discretionary Funding ⁵	2.8					
Total	15.1	30.1	129.3	123.6	108.6	406.7

To support the I-69 Section 5 procurement, INDOT intends to commit a total of \$60 million in federal and conventional state funds through state fiscal year 2017. This includes three anticipated payments totaling \$60 million to fund the Milestone Payments. In addition, INDOT intends to commit \$48.2 million for right of way and \$11.7 million for environmental mitigation.

It is anticipated that future funds will come from the National Highway Performance Program funding category, although the commitment of specific funding categories of federal funding is subject to adjustment based on the recently authorized federal surface transportation program, MAP-21, and the related funding categories.

Milestone/Availability Payments

Upon the developer achieving substantial completion of I-69 Section 5, to the extent that the road is open and available for service, availability payments will commence. The availability payments will be funded with a combination of state and federal funds appropriated by INDOT on a biennial basis, as described in further detail below. Availability payments will commence upon achievement of substantial completion and continue during operations. Availability payments will be unitary and fixed payments subject to an adjustment for inflation based on a predetermined index. Should the Project not be available for a period of time or not operated in the manner prescribed in the PPA,

then all or a portion of an availability payment may be withheld.

IFA also intends to make a series of Milestone Payments to the developer upon completion of certain construction milestones. It is anticipated that the Milestone Payments will be funded with a combination of state and federal funds appropriated by INDOT on a biennial basis, as discussed in further detail below.

In order to fund the Milestone Payments and APs, IFA intends to enter into a master agreement and use agreement with INDOT under which INDOT will agree to fund milestone and availability payments as part of its budget. In addition to being reflected in INDOT & IFA's internal budget and financial control systems, all anticipated funding amounts are reflected in the fiscally-constrained 2014-2017 Statewide Transportation Improvement Program (STIP), as well as the Bloomington/Monroe County Metropolitan Planning Organization (MPO) 2014-2017 Transportation Improvement Program (TIP).

FEDERAL DISCRETIONARY FUNDING

In addition to Federal-aid formula funds, Indiana has previously secured \$2,761,101.09 in discretionary funding from the Federal Highway Trust Fund and General Appropriations as earmarks for the Project. The discretionary funds received for the Project have been expended on major investment and environmental studies, design and engineering costs, right of way acquisition, and oversight and project management, and are included in the figures above. Please refer to the Project Addendum for the proposed FHWA participation rates with regards to Project funding.

FINANCING STRATEGY

The final financing strategy, or combination of financing approaches, will depend on market circumstances at the time of financial close and the finance plan of the developer that is ultimately selected to develop the Project. IFA and INDOT, however, has developed preliminary financing plans based on currently available project data and market circumstances. To the extent that additional data becomes available or market circumstances change, the financial plan will be updated to account for these changes.

As discussed above, the Project is expected to be financed by a developer with a combination of private activity bonds or commercial bank financing, and developer equity. Under the planned funding approach, the IFA will make Milestone Payments during construction and APs during the operations period of the Project.

ASSUMPTIONS, RISKS, AND MITIGATIONS

The funding available for the Project will be subject to risks that cannot be fully known at this time. The following is a summary of potential risks that may affect the financing of the Project and the Project Sponsor's assessment of mitigating factors:

Availability of state and federal revenue sources beyond those currently committed to the Project: Indiana has demonstrated a strong commitment to ensuring the Project is delivered. This commitment is demonstrated through the investment \$15.1 million of funds to date on Section 5. Indiana believes that it is reasonable to assume that future state and federal funds will be made available to fund the Project as detailed in this Initial Financial Plan.

Fixed availability payments: The Project will be procured using an AP DBFOM procurement model through a PPA. Under this model, IFA will make a series of annual fixed “availability payments” to a developer as consideration for the developer designing and constructing a facility. The availability payments will be a fixed price and escalated annually for inflation. Should the Project not be available for a period of time or not operated in the manner prescribed in the PPA, then all or a portion of an availability payment may be withheld. As a result, the risk of construction or operating cost increases transfers from INDOT to the private developer.

Chapter 5. Project Cash Flow

INTRODUCTION

This chapter provides an estimated annual construction cash flow schedule for the Project and an overview of the planned sources of funds.

ESTIMATED SOURCES AND USES OF FUNDING

An indicative summary of the sources and uses of funds is shown in the table below. This summary reflects IFA's view of the financing structure and IFA fully anticipates the developer will develop a plan of finance based on their respective view of the Project's economics.

Sources of funds for the Project is currently anticipated to be entirely financed through PABs, public funds contribution, private equity investment and interest earned on these proceeds. The preliminary financial structure for the Project includes two tranches of PABs – a short term tranche that will be repaid by the developer with milestone payments proceeds and a long term tranche that will be repaid by the developer with availability payment proceeds. The following sources of funds will fund construction and other development costs. The sizing of each facility will be subject to agreement by the developer and IFA. This approach is identical to IFA's indicative financial plan outlined in its application to USDOT for the \$400 million requested for the preliminary PABs allocation.

Table 5-1. Estimated Project Sources and Uses of Funds through Construction

Sources and Uses of Funds During Construction(\$ millions Year-of-Expenditure)		
Sources of Funds		
Equity	\$40.6	11.4%
PABs Financing	\$312.6	87.6%
Interest	\$3.6	1.0%
Total	\$356.8	100%
Uses of Funds		
Construction Costs	\$273.7	76.7%
Net Transfers to reserve accounts	\$29.0	8.1%
Financing costs – expensed	\$16.8	4.7%
Financing costs – capitalized	\$37.3	10.5%
Total	\$356.8	100%

Note: Sources and uses table does not include INDOT retained development costs and is reflective of the indicative developer bid on the Project.

CASH MANAGEMENT TECHNIQUES

For Project funding expected to be contributed from state and federal sources, Indiana intends to utilize available cash management techniques to manage the timing of cash needs against the availability of federal and state funds.

For any funding that is provided from bond proceeds, appropriate oversight mechanisms will be put in place through the requirements of the legal documents. These may include controls over disbursement of proceeds for construction and annual reporting requirements.

FINANCING COSTS

The exact financing costs will be further known as the financings progress towards implementation and this section of the financial plan will be updated accordingly. Greater detail will be available once financial close is reached for the individual financings for I-69 Section 5.

PROJECTED CASH FLOWS

Future plans will include a table summarizing the anticipated annual cash outlays for the Project. This table does not reflect the cash flow timing effects of the various financing mechanisms but rather the underlying Project expenditures. More specific cash flow schedules will continue to be developed as the Project progresses towards financial close and the exact financing structure is known. The table is not included in the initial plan to retain a competitive bidding nature of the public-private partnership but will be updated at financial close.

Chapter 6. Risk Identification and Other Factors

INTRODUCTION

This chapter addresses a number of important factors that could affect the Project and, in particular, the financial plan for the Project. These risks fall under one or more of the following categories: Project Cost, Project Schedule, Financing, Procurement. Significant consideration has been given to identifying risks and potential mitigation measures, and this chapter outlines these factors. Additionally, this chapter addresses the impact of the state's financial contribution to the Project on its respective statewide transportation program.

PROJECT COST RISKS AND MITIGATION STRATEGIES

The following factors have been identified as possible reasons for cost overruns. Additional detail can be found in the Cost Estimate Review document prepared by the Project Sponsor and the Federal Highway Administration in 2013. Utility estimates were revised in January 2014, and are subject to final roadway design. Plans for Utility relocation are not yet available and remain estimates.

Table 6-1. Project Cost – Risks and Mitigation Strategies

Risk	Mitigation Strategy
Original Cost Estimates	
The risk that original cost estimates are lower than bids received.	Recent US design-build and public-private partnership experience indicates that competition may result in aggressive bids below the state sponsor’s estimates. Should that prove not to be the case, however, the state will revise its financial plans accordingly, including the possible inclusion of additional state and federal funding. It is the expectation of the Project Sponsor that the planned procurement approach will help to accelerate project delivery and, in turn, reduce costs.
Inflation	
Highway construction inflation has been very volatile over the past several years and could significantly increase the cost of the Project.	Reasonable inflationary assumptions based on recent and historical trends in construction inflation have been included in current cost estimates. These estimates take into account current low commodity prices and relatively high unemployment rates which are expected to result in favorable contract pricing. While petroleum prices have are an inflationary risk, both a design-build and an availability payment concession structure, as contemplated by the state, helps transfer much of this risk from the public to the private sector design-builder or concessionaire.
Contingency	
The amount of contingency factored into Project cost estimates may be insufficient to cover unexpected costs or cost increases.	A design-build or availability payment concession structure helps transfer much of this risk from the public to the private sector design-builder or concessionaire.
Cost Overruns During Construction	
Cost overruns after start of construction could result in insufficient upfront funds to complete the Project.	A design-build or availability payment concession structure (with guaranteed maximum price contracts) helps transfer much of this risk from the public to the private sector design-builder or concessionaire.

PROJECT SCHEDULE RISKS AND MITIGATION STRATEGIES

The following risks have been identified as those that may affect Project schedule and, therefore, the ability of the Project Sponsor to deliver the Project on a timely basis.

Table 6-2. Project Schedule – Risks and Mitigation Strategies

Risk	Mitigation Strategy
Litigation	
Lawsuits filed within the statutory protest period may result in significant delays to the start of construction and expose the Project to additional inflationary costs.	To mitigate the potential impacts of future litigation that could cause schedule delays and cost escalation, risk and mitigation measures were addressed in the Environmental Impact Statement (EIS). INDOT intends to adhere to the recommendations outlined in the EIS and conditions of each federal approval received to construct the project.
Permits and Approvals	
Delays in the receipt of permits and approvals may delay the start of construction.	The state has initiated activities necessary to secure major permits. The developer will assume responsibility to obtain all other permit approvals. Compliance will be the developer’s responsibility and will be addressed directly in the relevant contract documents. The state has a track record of success in acquiring similar permits.
ROW Acquisition	
A large number of ROW parcels will need to be acquired for the Project and variances in cost and time forecasts may impact both Project cost and schedule.	The state has identified the potential properties to be acquired and is proceeding with acquisitions. Significant ROW has already been purchased, but acquisition will not be completed prior to contract award. A project ROW acquisition schedule will be maintained and updated throughout the process.
Unanticipated Site Conditions	
Unanticipated geotechnical conditions could be encountered, potentially delaying the schedule or increasing costs. Much of the Project includes Karst geology, with caves, sinkholes, and underground streams that are especially sensitive to groundwater pollution.	Extensive analysis was undertaken as part of the FEIS process. Additionally, geotechnical investigations have been conducted on the Project, and preliminary results do not indicate any significant problems.
Endangered Species	
If endangered species (e.g., Indiana bat, mussels, etc.) are encountered, construction work may be disrupted, leading to schedule delays and/or additional costs.	Mitigation is an established process that minimizes delay with dedicated staffing to address surprise findings. Similar mitigation has been used on four previous corridor projects successfully to avoid construction delays.
Hazardous Materials	
Both known and unknown hazardous materials could delay the Project and/or lead to additional costs.	Extensive analysis was undertaken as part of the FEIS process. Additionally, investigations have been conducted on identified sites and preliminary results do not indicate any significant problems.

Schedule Coordination	
Due to the size and complexity of the Project, poor project scheduling and coordination could delay the Project schedule.	A design-build or availability payment concession structure helps transfer much of this risk from the public to the private sector design-builder or concessionaire.
Maintenance of Traffic	
Traffic impacts and loss of access could adversely affect communities/businesses, negatively impacting support for project.	A detailed maintenance of traffic (MOT) plan will be required of the Developer. Commitments to the community will be included in the project requirements, such as no two streets cross the project shall be closed at the same time. Additional coordination with local projects and ongoing stakeholders is required as well.

FINANCING RISKS AND MITIGATION STRATEGIES

The following risks may negatively affect the Project Sponsor’s ability to finance the Project cost-effectively and operate and maintain the Project over time. For each risk, this table provides a summary of potential mitigation strategies.

Table 6-3. Financing and Revenue – Risks and Mitigation Strategies

Risk	Mitigation Strategy
Availability of State and Federal Funding	
The state has identified and committed various levels of conventional funding for the Project within the timeframe of its budget planning cycle. Funding beyond this period is subject to appropriation risk.	Within procedural limitations, the state has demonstrated a strong commitment to ensuring that the Project is delivered given the investment of funds to date. INDOT has included the Project in its internal budgeting and financial control systems at the requisite funding levels. On a biannual basis, the IFA will provide INDOT an annual budget which details the amount of funds to be appropriated by INDOT to meet annual payment requirements under the PPA. In addition, all anticipated funding amounts will be reflected in Indiana’s fiscally-constrained Statewide Transportation Improvement Program (STIP) and the FY 2014-2017 Transportation Improvement Program (TIP) for the metropolitan region.
Capital Market Access	
Capital market volatility could limit access to financing and/or increase financing costs.	The developer will be responsible for providing financing. The selected developer will have a demonstrated track record of securing capital market financings for availability payment concession projects. Commonly, developers include interest rate hedging interest to protect against variable rates over the long-term. Additionally, the PPA provides protection to the developer for changes in base interest rates prior to financial close, such that fluctuation in the capital markets does not adversely impact the successful financial close of the Project.

Availability of Federal Financing Tools

Uncertainty surrounding the availability of federal financing via the TIFIA program will have an impact on the risk level of the finance plan for the Project.

TIFIA assistance is not anticipated in this project. In the event that the Project Sponsor pursues and is unsuccessful in securing federal TIFIA assistance, the Project Sponsor must ensure the viability of the finance plan without such assistance. The current finance plan is not dependent on a TIFIA allocation, although such an allocation would lessen dependence on certain state and federal funds described herein.

Uncertainty surrounding the availability of federal highway funding could limit access to future discretionary funding (e.g., TIGER).

The state will continue to identify and, as appropriate, pursue additional federal discretionary funds that may become available to the Project. This may include funds made available under subsequent phases of the Transportation Investment Generating Economic Recovery (TIGER) discretionary grant program and other federal discretionary funds made available through the recent authorization of the federal surface transportation program, MAP-21.

Viability of Private Activity Bonds

Potential difficulty in raising PAB financing in a timely manner could delay the project and/or increase costs.

Securing a PABs allocation decreases financing costs and, therefore, lessens the amount of federal and state funds required for the Project. In the event that the final PABs allocation is unsuccessful, the Project Sponsor must ensure the viability of the finance plan without such assistance. Alternative finance plans have been identified and include commercial bank debt or taxable bond debt.

PROCUREMENT RISKS AND MITIGATION STRATEGIES

The following risks may affect the Project Sponsor’s ability to implement the Project due to risks associated with the procurement of the I-69 Section 5 through an availability payment (AP) design-build-finance-operate-maintain (DBFOM) procurement model through a Public Private Agreement (PPA).

Table 6-4. Procurement – Risks and Mitigation Strategies

Risk	Mitigation Strategy
Delay in Procurement	
The state does not receive affordable bids or are not able to reach commercial or financial close on the procurement.	An agreement is being developed to address the risks associated with not receiving affordable bids or not achieving commercial or financial close.

IMPACT ON STATEWIDE TRANSPORTATION PROGRAM

The state has made specific commitments to the completion of the Project. Based on expectations of federal funding availability, as well as expectations regarding the availability of corresponding state transportation funds, the Project Sponsor believes the federal-aid highway formula, federal discretionary, and state transportation funds identified in this Initial Financial Plan are reasonably expected to be available, and without adverse impacts on the State’s overall transportation program or other funding commitments.

Indiana has provided for substantial funding for the Project through a combination of state and federal funding, including the Project in the state’s capital program. Indiana will continue to make specific financial commitments to the Project based on its standard budget procedures and in accordance with the State’s Transportation Plan, which takes into account the needs of the overall transportation program and other projects throughout the State. INDOT and IFA are using the biennium appropriations for Availability Payments to

show that Indiana is budgeting these appropriations out of INDOT’s Capital Program. INDOT estimates that these future payments will be 19% of its capital program. To date, funding for the Project from INDOT federal authorizations (2013 and prior) has been 0.8% of the National Highway System Funds and 0.05% National Highway Performance Program. Approximately 0.01_% of INDOT “Lease Proceeds” have been used for I-69 Section 5. In addition to being reflected in internal budget and financial control systems, all anticipated funding amounts are reflected in the 2014-2017 Statewide Transportation Improvement Program (STIP), as well as the Bloomington/Monroe County Metropolitan Planning Organization (MPO) 2014-2017 Transportation Improvement Program (TIP).

FUTURE UPDATES

The effective date for this Initial Finance Plan is August, 2013 revised for an updated Utility estimate in January, 2014. Future annual updates will be submitted to FHWA for approval within 90 days of the effective date, or by October 30 each year.

APPENDIX F

HOW TO READ THE FHWA PROJECT LISTINGS

Sponsor – The project's sponsor is the agency or local government agency responsible for the development of the project.

DES Number – This is a unique project number used by INDOT to track a project from proposal thru construction.

STIP NAME – This identifies when projects were placed into the STIP.

Init.	(Initial)	initial pull to create the STIP.
A	(Amendment)	and a number represent which amendment.
M	(Modification)	and a number represent which modification.

Route - This denotes the route number.

IR	(Inventory Route or County Road) are county or local street.
ST	(City Streets) are county or local street.
SR	(State Road).
US	(U. S. Highway).
I	(Interstate).

Work Type - This describes the improvement to be completed. The improvements include but are not limited to: bridge rehabilitation, road resurfacing, added capacity projects, bicycle pedestrian paths, etc.

Location - This category provide a brief description of the location of the improvement project.

District – Indiana is divided into six districts; two northern (LaPorte and Ft Wayne), two central (Crawfordsville and Greenfield) and two southern (Vincennes and Seymour). Most counties are located within a single district.

Miles – This is the length of the project per its description.

Federal Category - This lists the source of funding for projects:

CMAQ (congestion mitigation/air quality) are funds to be used for projects that reduce congestion.

ITS (intelligent transportation systems) are funds used for communication and computer technology to provide people with current transportation network conditions. Variable message signs warning of road or traffic conditions are one example.

NHS (national highway system) funds are for projects located on the National Highway System; roads that have been designated as important for national commerce and defense.

RT (recreational trail) are federal funds that are used to provide and maintain recreational trails for motorized and non-motorized recreational trail use.

STP (surface transportation program) funds may be used for projects on any road that is not functionally classified as local, or rural minor collectors.

TE (transportation enhancement) funds may be used for a variety of non-traditional transportation activities. * This will be going away as of September 30, 2015.

TAP is transportation alternatives.

IM/Interstate this funding is specific to interstate projects only and is generally the only category that is 90% funding from the Federal and 10% from State

BR is funds are specific to bridges only

Estimated Cost left to Complete Projects - This category provide an estimated total project cost, or a project cost range, which may extend beyond the four years of the STIP. All projects that do not have the construction (C) in a TIP or STIP will have this column completed.

Program provides detailed level of funding for the project such bridge consulting vs. bridge construction

Phase – This denotes the preliminary engineering, right of way and construction timeline and estimated costs.

CN	Construction.
PE	Preliminary Engineering.
RW	Right-of-Way.

Federal – Fiscal amount provided by federal government.

Match – Fiscal amount to be provided by the local or state.

2016, 2017, 2018, 2019 Year project phase anticipated to occur.

APPENDIX G

Indiana Department of Transportation (INDOT)
 State Preservation and Local Initiated Projects FY 2016 - 2019

SPONSOR	DES	STIP NAME	ROUTE	WORK TYPE	LOCATION	DISTRICT	MILES	FEDERAL CATEGORY	Estimated Cost left to Complete Project*	PROGRAM	PHASE	FEDERAL	MATCH	2016	2017	2018	2019
Adams County																	
Indiana Department of Transportation	0810233	Init.	SR 218	Bridge Deck Overlay	Bridge over the Wabash River, 0.73 miles E of SR 116	Fort Wayne	0	STP		Bridge Construction	CN	\$700,000.00	\$175,000.00	\$875,000.00			
										Bridge Consulting	PE	\$0.00	\$0.00	\$0.00			
Indiana Department of Transportation	1173148	Init.	US 224	Environmental Mitigation	From 0.87 miles E to 1.2 miles E of US 27	Fort Wayne	.809	STP		Statewide ROW	RW	\$64,000.00	\$16,000.00	\$80,000.00			
										Statewide Construction	CN	\$314,400.00	\$78,600.00		\$393,000.00		
Indiana Department of Transportation	9904180	Init.	US 224	Pavement Replacement	From 0.87 miles E to 1.27 miles E of US 27.	Fort Wayne	.809	STP		Statewide ROW	RW	\$27,520.00	\$6,880.00	\$34,400.00			
										Statewide Construction	CN	\$2,941,600.00	\$735,400.00		\$3,677,000.00		
Adams County	0810406	Init.	IR 1005	Bike/Pedestrian Facilities	Adams Co BP, Geneva to Berne, Priority 1	Fort Wayne	1.2	STP		100% Local Funds	CN	\$0.00	\$142,230.00	\$142,230.00			
										Local Transportation Alternatives	CN	\$568,920.00	\$0.00	\$568,920.00			
Indiana Department of Transportation	0101512	Init.	US 27	Small Structure Replacement	Small Structure Over Habegger Ditch, from 1.2 miles N of SR 218	Fort Wayne	0	NHPP		Bridge Construction	CN	\$471,600.00	\$117,900.00	\$30,000.00	\$559,500.00		
Indiana Department of Transportation	0101513	Init.	US 27	Small Structure Replacement	Small Structure Over Wittmer #1 Ditch, 1.0 mile N of SR 218.	Fort Wayne	0	NHPP		Bridge Construction	CN	\$524,320.00	\$131,080.00		\$655,400.00		
Indiana Department of Transportation	1006160	Init.	SR 218	Bridge Deck Overlay	Bridge Over Little Blue Creek, 6.70 Miles East of US 27.	Fort Wayne	.088	STP		Bridge Consulting	PE	\$44,000.00	\$11,000.00	\$55,000.00			
										Bridge Construction	CN	\$355,200.00	\$88,800.00		\$444,000.00		
Indiana Department of Transportation	1296169	Init.	US 224	Small Structure Replacement	Small Structure Over Kohne Ditch #1; 0.35 Miles West of US 27/US 33.	Fort Wayne	0	STP		Bridge Construction	CN	\$524,000.00	\$131,000.00		\$655,000.00		
										Bridge ROW	RW	\$10,400.00	\$2,600.00	\$13,000.00			
Adams County	1173218	Init.	IR 1005	Bike/Pedestrian Facilities	Adams Co BP: from the Wabash River to CR 850S	Fort Wayne	.32	STP		Local Transportation Alternatives	RW	\$92,760.00	\$0.00	\$92,760.00			
										100% Local Funds	RW	\$0.00	\$23,190.00	\$23,190.00			
										Local Transportation Alternatives	CN	\$891,040.00	\$0.00		\$891,040.00		
										100% Local Funds	CN	\$0.00	\$222,760.00		\$222,760.00		

*Estimated Costs left to Complete Project column is for costs that may extend beyond the four years of a STIP. This column is not fiscally constrained and is for information purposes.

Indiana Department of Transportation (INDOT)
 State Preservation and Local Initiated Projects FY 2016 - 2019

SPONSOR	DES	STIP NAME	ROUTE	WORK TYPE	LOCATION	DISTRICT	MILES	FEDERAL CATEGORY	Estimated Cost left to Complete Project*	PROGRAM	PHASE	FEDERAL	MATCH	2016	2017	2018	2019
Adams County	1382099	Init.	IR 1004	Bridge Inspections	Inspection and reinspection of county bridges 20 feet and longer	Fort Wayne	0	Multiple		Local Bridge Program	CN	\$0.00	\$0.00	\$0.00			
										100% Local Funds	PE	\$0.00	\$17,863.60	\$17,863.60			
										Local Bridge Program	PE	\$71,454.40	\$0.00	\$71,454.40			
Indiana Department of Transportation	1298003	Init.	US 27	Replace Superstructure	Bridge Over Over Loblolly Creek, 0.62 Miles South of SR 116.	Fort Wayne	.099	NHPP		Bridge Consulting	PE	\$4,000.00	\$1,000.00	\$5,000.00			
										Bridge Construction	CN	\$1,250,400.00	\$312,600.00			\$1,563,000.00	
										Bridge ROW	RW	\$32,000.00	\$8,000.00	\$10,000.00	\$30,000.00		
Indiana Department of Transportation	1298015	Init.	US 27	Bridge Deck Replacement & Widening	Bridge Over Wabash River, 1.80 Miles North of SR 116.	Fort Wayne	.099	NHPP		Bridge Consulting	PE	\$81,640.00	\$20,410.00	\$102,050.00			
										Bridge ROW	RW	\$32,000.00	\$8,000.00	\$10,000.00	\$30,000.00		
										Bridge Construction	CN	\$1,152,000.00	\$288,000.00			\$1,440,000.00	
Indiana Department of Transportation	1400327	Init.	SR 218	Debris Removal From Channel	Bridge over Wabash River, 0.73 Miles East of SR 116.	Fort Wayne	0	STP		Bridge Construction	CN	\$10,560.00	\$2,640.00	\$13,200.00			
Indiana Department of Transportation	1400328	Init.	US 224	Debris Removal From Channel	Bridge over St. Mary's River, 0.85 Miles East of US 27.	Fort Wayne	0	NHPP		Bridge Construction	CN	\$119,600.00	\$29,900.00	\$149,500.00			
Indiana Department of Transportation	1400429	Init.	SR 218	Bridge Maintenance And Repair	Bridge Over Wabash River Overflow, 0.60 Miles East of SR 116.	Fort Wayne	0	STP		Bridge Construction	CN	\$14,480.00	\$3,620.00	\$18,100.00			
Indiana Department of Transportation	1401471	Init.	SR 218	Debris Removal From Channel	Bridge Over Wabash River, 0.73 Miles East of SR 116.	Fort Wayne	0	STP		Bridge Construction	CN	\$17,920.00	\$4,480.00		\$22,400.00		
Indiana Department of Transportation	1401472	Init.	US 224	Debris Removal From Channel	Bridge over St. Mary's River, 0.85 Miles East of US 27.	Fort Wayne	0	NHPP		Bridge Construction	CN	\$17,920.00	\$4,480.00		\$22,400.00		
Indiana Department of Transportation	1401478	Init.	SR 101	Bridge Maintenance And Repair	Bridge Over St. Mary's River, 0.06 Miles North of US 33.	Fort Wayne	0	STP		Bridge Construction	CN	\$15,296.00	\$3,824.00		\$19,120.00		
Indiana Department of Transportation	1401554	Init.	US 27	Bridge Maintenance And Repair	Small Structure Over Branch of Amstutz Ditch, 3.52 Miles North of SR 116.	Fort Wayne	0	NHPP		Bridge Construction	CN	\$33,928.00	\$8,482.00		\$42,410.00		

Adams County Total
 Federal: \$10,382,958.40 Match :\$2,595,739.60 2016: \$2,311,668.00 2017: \$7,664,030.00 2018: \$3,003,000.00 2019:

*Estimated Costs left to Complete Project column is for costs that may extend beyond the four years of a STIP. This column is not fiscally constrained and is for information purposes.

Indiana Department of Transportation (INDOT)
 State Preservation and Local Initiated Projects FY 2016 - 2019

SPONSOR	DES	STIP NAME	ROUTE	WORK TYPE	LOCATION	DISTRICT	MILES	FEDERAL CATEGORY	Estimated Cost left to Complete Project*	PROGRAM	PHASE	FEDERAL	MATCH	2016	2017	2018	2019
Allen County																	
Indiana Department of Transportation	0300086	Init.	I 69	Bridge Deck Replacement	Bridge over Cedar Creek (NB), 3.62 miles N of SR 1	Fort Wayne	0	Interstate		Bridge Construction	CN	\$1,444,950.00	\$160,550.00	\$1,605,500.00			
Indiana Department of Transportation	0300087	Init.	I 69	Bridge Deck Replacement	Bridge over Cedar Creek (SB), 3.62 miles N of SR 1	Fort Wayne	0	Interstate		Bridge Construction	CN	\$1,444,950.00	\$160,550.00	\$1,605,500.00			
Indiana Department of Transportation	0301145	Init.	US 27	Small Structure Pipe Lining	Pipeliners for Valentine Ditch, 3.2 miles N of Adams/Allen Co Line.	Fort Wayne	0	NHPP		Bridge ROW	RW	\$20,800.00	\$5,200.00	\$26,000.00			
										Bridge Construction	CN	\$71,200.00	\$17,800.00		\$89,000.00		
Indiana Department of Transportation	1296076	Init.	SR 205	Small Structure Pipe Lining	Pipeliners for Johnson Ditch, 2.09 Miles North of US 33.	Fort Wayne	0	STP		Bridge Construction	CN	\$67,200.00	\$16,800.00		\$84,000.00		
										Bridge ROW	RW	\$1,600.00	\$400.00	\$2,000.00			
Fort Wayne	0810513	Init.	ST 1011	Bike/Pedestrian Facilities	Covington Rd, Aboite Twship Trail System - W Hamilton Rd to Beal Taylor Ditch	Fort Wayne	.9	STP		Local Transportation Alternatives	RW	\$94,400.00	\$0.00	\$94,400.00			
										100% Local Funds	RW	\$0.00	\$23,600.00	\$23,600.00			
										100% Local Funds	CN	\$0.00	\$134,333.00	\$134,333.00			
										Local Transportation Alternatives	CN	\$537,330.00	\$0.00	\$537,330.00			
Indiana Department of Transportation	0100843	Init.	SR 930	Intersect. Improv. W/ Added Turn Lanes	1.1 miles west of I-469; at the Intersection of Green Street in New Haven.	Fort Wayne	0	NHPP		Mobility Construction	CN	\$2,154,400.00	\$538,600.00	\$125,000.00	\$2,568,000.00		
Indiana Department of Transportation	9904160	Init.	US 30	Interchange Modification	At US 33, 0.66 mile W of I-69	Fort Wayne	.434	NHPP		Safety Construction	CN	\$1,874,400.00	\$468,600.00		\$2,343,000.00		
										Safety ROW	RW	\$157,600.00	\$39,400.00	\$197,000.00			
Huntertown	0901973	Init.	IR 1001	Road Reconstruction (3R/4R Standards)	Carroll Rd: from Preserve Blvd to Bethel Rd	Fort Wayne	.52	STP		100% Local Funds	CN	\$0.00	\$289,700.00		\$289,700.00		
										Group IV Program	CN	\$1,158,800.00	\$0.00		\$1,158,800.00		
Indiana Department of Transportation	0810227	Init.	US 30	HMA Overlay, Preventive Maintenance	From 8.02 miles W of I-69 (Near Allen/Whitley Co Line) to I-69.	Fort Wayne	7.828	NHPP		Road Construction	CN	\$2,364,000.00	\$591,000.00	\$2,955,000.00			
Indiana Department of Transportation	1006129	Init.	SR 1	New Br, Precast Box Culvert	Small Structure over Nettlehorst Drain/Ditch, 5.85 Miles East of I-69 (N. Jct).	Fort Wayne	.03	STP		Bridge ROW	RW	\$8,000.00	\$2,000.00	\$10,000.00			
										Bridge Construction	CN	\$653,600.00	\$163,400.00	\$817,000.00			

*Estimated Costs left to Complete Project column is for costs that may extend beyond the four years of a STIP. This column is not fiscally constrained and is for information purposes.

Indiana Department of Transportation (INDOT)
 State Preservation and Local Initiated Projects FY 2016 - 2019

SPONSOR	DES	STIP NAME	ROUTE	WORK TYPE	LOCATION	DISTRICT	MILES	FEDERAL CATEGORY	Estimated Cost left to Complete Project*	PROGRAM	PHASE	FEDERAL	MATCH	2016	2017	2018	2019
Indiana Department of Transportation	1006213	Init.	I 469	Bridge Deck Overlay	5.51 Miles South of US 24, (I-469 Over I-69 EBL)	Fort Wayne	.01	Interstate		Bridge Construction	CN	\$852,300.00	\$94,700.00	\$947,000.00			
Indiana Department of Transportation	1006214	Init.	I 469	Bridge Deck Overlay	5.51 Miles South of US 24, (I-469 Over I-69 WBL)	Fort Wayne	.01	Interstate		Bridge Construction	CN	\$852,300.00	\$94,700.00	\$947,000.00			
Indiana Department of Transportation	1006158	Init.	SR 101	Bridge Deck Overlay	Bridge Over Brown Ditch (Adam Schlemmer Baker Drain), 4.97 Miles South of US	Fort Wayne	.08	STP		Bridge Construction	CN	\$311,200.00	\$77,800.00		\$389,000.00		
										Bridge Consulting	PE	\$44,000.00	\$11,000.00	\$55,000.00			
Indiana Department of Transportation	1006130	Init.	US 24	Small Structure Replacement	Small Structure Over Zentsmaster Drain, 2.99 Miles East of SR 114.	Fort Wayne	0	NHPP		Bridge Construction	CN	\$1,163,040.00	\$290,760.00	\$1,453,800.00			
Indiana Department of Transportation	1006170	Init.	SR 14	Bridge Deck Overlay	Bridge Over Beal Taylor Ditch; 8.30 Miles East of SR 9.	Fort Wayne	0	STP		Bridge Construction	CN	\$406,656.00	\$101,664.00	\$508,320.00			
Indiana Department of Transportation	1006172	Init.	I 69	Bridge Deck Replacement & Widening	Hillegas Road Bridge Over I-69, 0.48 Miles South of US 30.	Fort Wayne	0	Interstate		Bridge ROW	RW	\$9,000.00	\$1,000.00	\$10,000.00			
										Bridge Consulting	PE	\$0.00	\$0.00	\$0.00	\$0.00		
										Bridge Construction	CN	\$2,110,500.00	\$234,500.00		\$25,000.00	\$2,320,000.00	
Indiana Department of Transportation	1296460	Init.	I 69	Bridge Deck Overlay	Bridge Over Eight Mile Creek (NBL), 6.68 Miles North of US 224.	Fort Wayne	0	Interstate		Bridge Construction	CN	\$482,850.00	\$53,650.00		\$536,500.00		
Indiana Department of Transportation	1296462	Init.	I 69	Bridge Deck Overlay	Bridge Over Eight Mile Creek (SBL), 6.68 Miles North of US 224.	Fort Wayne	0	Interstate		Bridge Consulting	PE	\$199,935.00	\$22,215.00		\$222,150.00		
										Bridge Construction	CN	\$482,850.00	\$53,650.00		\$536,500.00		
Indiana Department of Transportation	1400375	Init.	US 33	Bridge Maintenance And Repair	Bridge Over Eel River, 3.30 Miles South of SR 205.	Fort Wayne	0	NHPP		Bridge Construction	CN	\$24,640.00	\$6,160.00	\$30,800.00			
Indiana Department of Transportation	1296471	Init.	SR 101	HMA Overlay, Preventive Maintenance	From 0.18 Mi. N. of US 24 to 8.49 Mi. N. of US 24	Fort Wayne	8.391	STP		Road Consulting	PE	\$32,000.00	\$8,000.00	\$40,000.00			
										Road Construction	CN	\$1,130,400.00	\$282,600.00	\$0.00	\$1,413,000.00		
Indiana Department of Transportation	1296277	Init.	SR 930	Bridge Deck Overlay	Bridge Over N & S Railroad, WBL, 5.07 Miles West of I-469	Fort Wayne	0	NHPP		Bridge Construction	CN	\$561,600.00	\$140,400.00	\$702,000.00			
Indiana Department of Transportation	1296929	Init.	I 69	Interchange Modification	NB lanes at US 30 Interchange Weave Area.	Fort Wayne	.307	Interstate		Mobility Construction	CN	\$144,900.00	\$16,100.00	\$161,000.00			
Indiana Department of Transportation	1296931	Init.	I 69	Interchange Modification	SB Lanes at US 30 Interchange Weave Area.	Fort Wayne	.311	Interstate		Mobility Construction	CN	\$144,900.00	\$16,100.00	\$161,000.00			

*Estimated Costs left to Complete Project column is for costs that may extend beyond the four years of a STIP. This column is not fiscally constrained and is for information purposes.

Indiana Department of Transportation (INDOT)
 State Preservation and Local Initiated Projects FY 2016 - 2019

SPONSOR	DES	STIP NAME	ROUTE	WORK TYPE	LOCATION	DISTRICT	MILES	FEDERAL CATEGORY	Estimated Cost left to Complete Project*	PROGRAM	PHASE	FEDERAL	MATCH	2016	2017	2018	2019
Indiana Department of Transportation	1296053	Init.	I 69	Small Structure Pipe Lining	Pipeliner for Brandt Ditch, 0.22 Miles South of I-469 South Jct.	Fort Wayne	0	Interstate		Bridge Construction	CN	\$77,400.00	\$8,600.00	\$86,000.00			
Indiana Department of Transportation	1296335	Init.	I 69	HMA Overlay, Preventive Maintenance	From 0.64 Mi. S. of I-469 to 4.20 Mi. N. of I-469, Yohne Rd bridge.	Fort Wayne	4.828	Interstate		Road Consulting	PE	\$15,840.00	\$1,760.00	\$17,600.00			
										Road Construction	CN	\$2,241,900.00	\$249,100.00	\$2,491,000.00			
Indiana Department of Transportation	1296933	Init.	I 69	Interchange Modification	SB at the I-469 S Jct. Weave Area.	Fort Wayne	.313	Interstate		Mobility Construction	CN	\$144,900.00	\$16,100.00	\$161,000.00			
Indiana Department of Transportation	1296407	Init.	US 27	HMA Overlay, Preventive Maintenance	From 7.83 Mi. N. of US 224 N.Jct to 17.67 Mi. N. of N. Jct US 224,(Paulding Rd)	Fort Wayne	9.816	NHPP		Road Construction	CN	\$3,850,400.00	\$962,600.00	\$4,813,000.00			
Indiana Department of Transportation	1173904	Init.	I 469	Small Structure Pipe Lining	Pipeliner for Ditch at Minnich Road Interchange (SWL), 1.94 Miles South of US 30	Fort Wayne	0	Interstate		Bridge Construction	CN	\$97,200.00	\$10,800.00	\$108,000.00			
Indiana Department of Transportation	1173908	Init.	I 469	Small Structure Pipe Lining	Pipeliner for Drain, 1.29 Miles East of US 27	Fort Wayne	0	Interstate		Bridge Construction	CN	\$87,300.00	\$9,700.00	\$97,000.00			
Indiana Department of Transportation	1173909	Init.	I 469	Small Structure Pipe Lining	Pipeliner for Drain at Tillman Road Interchange SWR, 3.80 Miles South of US 30.	Fort Wayne	0	Interstate		Bridge Construction	CN	\$63,000.00	\$7,000.00	\$70,000.00			
Indiana Department of Transportation	1173910	Init.	I 469	Small Structure Pipe Lining	Pipeliner for Ditch at Tillman Road Interchange SER, 3.80 Miles South of US 30.	Fort Wayne	0	Interstate		Bridge Construction	CN	\$63,000.00	\$7,000.00	\$70,000.00			
Indiana Department of Transportation	1296054	Init.	I 69	Small Structure Pipe Lining	Pipeliner for Branch of Robinson Ditch, 3.50 Miles North of I-469 South Jct.	Fort Wayne	0	Interstate		Bridge Construction	CN	\$97,200.00	\$10,800.00	\$108,000.00			
Indiana Department of Transportation	1296072	Init.	US 30	Small Structure Pipe Lining	Pipeliner for Ditch, 0.05 Miles West of I-69.	Fort Wayne	0	NHPP		Bridge Construction	CN	\$68,800.00	\$17,200.00	\$86,000.00			
Indiana Department of Transportation	1172175	Init.	US 27	Traffic Signals Modernization	Between 6.31 Mi. S. of SR 930 (PauldingRd) to 1.01 Mi. S. of SR 930 (Edgewood D	Fort Wayne	5.268	NHPP		Safety Construction	CN	\$1,576,960.00	\$394,240.00		\$1,971,200.00		
Indiana Department of Transportation	1296321	Init.	US 27	HMA Overlay, Preventive Maintenance	From 6.31 Mi. S. of SR 930 (Paulding Rd) to 1.01 Mi. S. of SR 930 (Edgewood Dr)	Fort Wayne	5.268	NHPP		Road ROW	RW	\$80,000.00	\$20,000.00	\$100,000.00			
										Road Consulting	PE	\$137,600.00	\$34,400.00	\$172,000.00			
										Road Construction	CN	\$4,142,160.00	\$1,035,540.00		\$5,177,700.00		
Indiana Department of Transportation	1296911	Init.	SR 930	Intersect. Improv. W/ Added Turn Lanes	0.77 M.E. of US 27(at Coldwater Rd), Add Right Turn Lanes on N,E, & W approaches	Fort Wayne	.199	NHPP		Mobility Consulting	PE	\$16,000.00	\$4,000.00	\$20,000.00			
										Mobility ROW	RW	\$600,000.00	\$150,000.00	\$750,000.00			
										Mobility Construction	CN	\$1,742,400.00	\$435,600.00	\$400,000.00	\$1,778,000.00		

*Estimated Costs left to Complete Project column is for costs that may extend beyond the four years of a STIP. This column is not fiscally constrained and is for information purposes.

Indiana Department of Transportation (INDOT)
 State Preservation and Local Initiated Projects FY 2016 - 2019

SPONSOR	DES	STIP NAME	ROUTE	WORK TYPE	LOCATION	DISTRICT	MILES	FEDERAL CATEGORY	Estimated Cost left to Complete Project*	PROGRAM	PHASE	FEDERAL	MATCH	2016	2017	2018	2019
Indiana Department of Transportation	0901185	Init.	I 469	Bridge Deck Overlay	EB Bridge over Houk Ditch, 2.19 mi E of US 27/US 33 interchange.	Fort Wayne	0	Interstate		Bridge Construction	CN	\$178,200.00	\$19,800.00		\$198,000.00		
Indiana Department of Transportation	0901186	Init.	I 469	Bridge Deck Overlay	WB Bridge over Houk Ditch, 2.19 mi E of US 27/US 33 interchange.	Fort Wayne	0	Interstate		Bridge Construction	CN	\$178,200.00	\$19,800.00		\$198,000.00		
Indiana Department of Transportation	1296429	Init.	I 469	Pavement Replacement	From 0.85 Mi. E. of US 27 to 3.14 Mi. S. of US 30 (Tillman Rd).	Fort Wayne	3.886	Interstate		Road Consulting	PE	\$747,000.00	\$83,000.00	\$830,000.00			
										Road Construction	CN	\$30,408,480.00	\$3,378,720.00		\$33,787,200.00		
Indiana Department of Transportation	1401086	Init.	I 469	Bridge Thin Deck Overlay	Bridge Over CFE Railroad WBL, 3.81 Miles West of US 30	Fort Wayne	.01	Interstate		Road Construction	CN	\$147,420.00	\$16,380.00		\$163,800.00		
Indiana State Agencies	1173219	Init.	ST 1011	Bike/Pedestrian Facilities	IPFW Pedestrian Bridge over Coliseum Blvd	Fort Wayne	.2	STP		100% Local Funds	CN	\$0.00	\$828,000.00	\$828,000.00			
										Local Transportation Alternatives	CN	\$3,312,000.00	\$0.00	\$3,312,000.00			
Indiana Department of Transportation	0710276	Init.	ST 1001	Single Location Bridge Inspection	IUPUFW-Cressent Avenue Bridge Inspection	Fort Wayne	0	STP		Bridge Consulting	PE	\$0.00	\$0.00		\$0.00		
Indiana Department of Transportation	1297574	Init.	ST 1001	Railroad Protection	at Nuttman Avenue at NS in Fort Wayne	Fort Wayne	0	STP		Local Safety Program - 130	CN	\$305,000.00	\$0.00	\$305,000.00			
Indiana Department of Transportation	1297575	Init.	ST 1001	Railroad Protection	Covington Avenue at NS RR in Fort Wayne	Fort Wayne	0	STP		Local Safety Program - 130	CN	\$340,000.00	\$0.00	\$340,000.00			
Allen County	1382100	Init.	IR 1022	Bridge Inspections	Inspection and reinspection of county bridges 20 feet and longer	Fort Wayne	0	Multiple		100% Local Funds	PE	\$0.00	\$0.00	\$0.00	\$0.00	\$0.00	\$0.00
										Local Bridge Program	PE	\$0.00	\$0.00	\$0.00	\$0.00	\$0.00	\$0.00
Allen County	1383241	Init.	IR 1025	Bridge Deck Reconstruction & Widening	Bass Rd Bridge over I-69	Fort Wayne	0	STP		100% Local Funds	CN	\$0.00	\$1,112,000.00		\$1,112,000.00		
Indiana Department of Transportation	1298055	Init.	US 30	Other Intersection Improvement	Intersection of US 30 & SR 101, Allen County	Fort Wayne	.461	NHPP		Road Consulting	PE	\$24,000.00	\$6,000.00	\$30,000.00			
										Safety Construction	CN	\$761,600.00	\$190,400.00			\$952,000.00	
Allen County	1383242	Init.	I 69	Bridge Deck Reconstruction & Widening	1.08 miles north of SR 14 (Bass Road Bridge Over I-69).	Fort Wayne	0	Interstate		Bridge Construction	CN	\$540,000.00	\$60,000.00			\$600,000.00	
Indiana Department of Transportation	1400362	Init.	I 469	Bridge Maintenance And Repair	Bridge Over US 24 SBL, 1.35 Miles North of US 30.	Fort Wayne	0	Interstate		Bridge Construction	CN	\$8,640.00	\$960.00	\$9,600.00			
Indiana Department of Transportation	1400363	Init.	I 469	Bridge Maintenance And Repair	Bridge Over Maumee River NBL, 0.47 Miles North of US 24	Fort Wayne	0	Interstate		Bridge Construction	CN	\$9,090.00	\$1,010.00	\$10,100.00			

*Estimated Costs left to Complete Project column is for costs that may extend beyond the four years of a STIP. This column is not fiscally constrained and is for information purposes.

Indiana Department of Transportation (INDOT)
 State Preservation and Local Initiated Projects FY 2016 - 2019

SPONSOR	DES	STIP NAME	ROUTE	WORK TYPE	LOCATION	DISTRICT	MILES	FEDERAL CATEGORY	Estimated Cost left to Complete Project*	PROGRAM	PHASE	FEDERAL	MATCH	2016	2017	2018	2019
Indiana Department of Transportation	1400364	Init.	I 469	Bridge Maintenance And Repair	Bridge Over Maumee River SBL, 0.47 Miles North of US 24.	Fort Wayne	0	Interstate		Bridge Construction	CN	\$7,650.00	\$850.00	\$8,500.00			
Indiana Department of Transportation	1400366	Init.	I 469	Bridge Maintenance And Repair	Bridge Over N & S Railroad NBL, 0.50 Miles South of SR 37.	Fort Wayne	0	Interstate		Bridge Construction	CN	\$8,595.00	\$955.00	\$9,550.00			
Indiana Department of Transportation	1400367	Init.	I 469	Bridge Maintenance And Repair	Bridge Over N & S Railroad SBL, 0.50 Miles South of SR 37.	Fort Wayne	0	Interstate		Bridge Construction	CN	\$9,540.00	\$1,060.00	\$10,600.00			
Indiana Department of Transportation	1400368	Init.	SR 3	Bridge Maintenance And Repair	Bridge Over Willow Creek Ditch SBL, 4.19 Miles South of SR 205.	Fort Wayne	0	NHPP		Bridge Construction	CN	\$18,240.00	\$4,560.00	\$22,800.00			
Indiana Department of Transportation	1400369	Init.	SR 3	Bridge Maintenance And Repair	Bridge Over Willow Creek Ditch NBL, 4.19 Miles South of SR 205.	Fort Wayne	0	NHPP		Bridge Construction	CN	\$24,640.00	\$6,160.00	\$30,800.00			
Indiana Department of Transportation	1400378	Init.	SR 930	Bridge Maintenance And Repair	Bridge Over N & S R/R, 4.38 Miles West of I-469.	Fort Wayne	0	NHPP		Bridge Construction	CN	\$16,960.00	\$4,240.00	\$21,200.00			
Indiana Department of Transportation	1400383	Init.	I 469	Bridge Maintenance And Repair	Bridge Over Lafayette Center Rd EBL, 0.94 Miles East of I-69.	Fort Wayne	0	Interstate		Bridge Consulting	PE	\$81,000.00	\$9,000.00	\$90,000.00			
										Bridge Construction	CN	\$4,320.00	\$480.00	\$4,800.00			
Indiana Department of Transportation	1400384	Init.	I 469	Bridge Maintenance And Repair	Bridge Over Lafayette Center Rd WBL, 0.94 Miles East of I-69.	Fort Wayne	0	Interstate		Bridge Construction	CN	\$4,815.00	\$535.00	\$5,350.00			
Indiana Department of Transportation	1400424	Init.	US 24	Bridge Maintenance And Repair	Bridge Over Aboite Creek WBL, 4.11 Miles West of I-69.	Fort Wayne	0	NHPP		Bridge Construction	CN	\$7,920.00	\$1,980.00	\$9,900.00			
Indiana Department of Transportation	1400445	Init.	I 69	Bridge Maintenance And Repair	Bridge On Yoder Road Over I-69, 7.75 Miles North of US 224.	Fort Wayne	0	Interstate		Bridge Construction	CN	\$6,255.00	\$695.00	\$6,950.00			
Indiana Department of Transportation	1400446	Init.	I 69	Bridge Maintenance And Repair	Bridge Over Robinson Creek NBL, 1.69 Miles South of US 24.	Fort Wayne	0	Interstate		Bridge Construction	CN	\$8,145.00	\$905.00	\$9,050.00			
Indiana Department of Transportation	1400447	Init.	I 69	Bridge Maintenance And Repair	Bridge Over Robinson Creek SBL, 1.69 Miles South of US 24.	Fort Wayne	0	Interstate		Bridge Construction	CN	\$8,145.00	\$905.00	\$9,050.00			
Indiana Department of Transportation	1400448	Init.	I 69	Bridge Maintenance And Repair	Bridge Over N&S RR SBL, 0.80 Miles South of US 24.	Fort Wayne	0	Interstate		Bridge Construction	CN	\$7,650.00	\$850.00	\$8,500.00			
Indiana Department of Transportation	1400449	Init.	I 69	Bridge Maintenance And Repair	Bridge Over Hadley Road NBL, 0.97 Miles South of SR 14.	Fort Wayne	0	Interstate		Bridge Construction	CN	\$11,025.00	\$1,225.00	\$12,250.00			
Indiana Department of Transportation	1400450	Init.	I 69	Bridge Maintenance And Repair	Bridge Over Hadley Road SBL, 0.97 Miles South of SR 14.	Fort Wayne	0	Interstate		Bridge Construction	CN	\$11,025.00	\$1,225.00	\$12,250.00			
Allen County	1383353	Init.	IR 1029	Pavement Replacement	Ryan Road from Dawkins Road to Harper Road	Fort Wayne	1.004	STP		100% Local Funds	CN	\$0.00	\$1,296,611.00		\$1,296,611.00		
										Group IV Program	CN	\$3,171,582.00	\$0.00		\$3,171,582.00		

*Estimated Costs left to Complete Project column is for costs that may extend beyond the four years of a STIP. This column is not fiscally constrained and is for information purposes.

Indiana Department of Transportation (INDOT)
 State Preservation and Local Initiated Projects FY 2016 - 2019

SPONSOR	DES	STIP NAME	ROUTE	WORK TYPE	LOCATION	DISTRICT	MILES	FEDERAL CATEGORY	Estimated Cost left to Complete Project*	PROGRAM	PHASE	FEDERAL	MATCH	2016	2017	2018	2019
Indiana Department of Transportation	1383457	Init.	US 30	Bridge Replacement, Other Construction	0.23 Miles East of US 33 (Hillegas Road Over US 30/US 33)	Fort Wayne	.038	NHPP		Bridge ROW	RW	\$20,000.00	\$5,000.00		\$12,000.00	\$13,000.00	
										Bridge Consulting	PE	\$240,000.00	\$60,000.00	\$300,000.00			
										Bridge Construction	CN	\$2,008,800.00	\$502,200.00			\$50,000.00	\$2,461,000.00
Indiana Department of Transportation	1383675	Init.	I 469	Interchange Modification	I-469 at the US 24 Interchange	Fort Wayne	.558	Interstate		Mobility ROW	RW	\$1,440,000.00	\$160,000.00		\$100,000.00	\$1,500,000.00	
										Mobility Consulting	PE	\$990,000.00	\$110,000.00	\$1,100,000.00			
										Mobility Construction	CN	\$7,538,400.00	\$837,600.00		\$1,500,000.00		\$6,876,000.00
Indiana Department of Transportation	1383552	Init.	SR 101	Small Structure Pipe Lining	Mourey Ditch, 2.60 Miles North of US 30	Fort Wayne	0	STP		Bridge ROW	RW	\$4,000.00	\$1,000.00			\$5,000.00	
										Bridge Construction	CN	\$62,800.00	\$15,700.00				\$78,500.00
Allen County	1400826	Init.	IR 1029	Road Reconstruction (3R/4R Standards)	Ryan Rd/Bruick Rd.:Harper Road to US 24	Fort Wayne	1.11	STP		Group IV Program	CN	\$3,217,200.00	\$0.00		\$80,000.00	\$3,137,200.00	
										100% Local Funds	CN	\$0.00	\$1,394,300.00		\$20,000.00	\$1,374,300.00	
Indiana Department of Transportation	1401431	Init.	US 30	Concrete Pavement Restoration (CPR)	From I-469 to 1.55 Miles East of I-469.	Fort Wayne	1.506	NHPP		Road Construction	CN	\$301,388.00	\$75,347.00	\$376,735.00			
Indiana Department of Transportation	1401432	Init.	SR 930	Concrete Pavement Restoration (CPR)	From 0.71 Miles West of I-469 (Minnich Rd) to I-469.	Fort Wayne	.61	NHPP		Road Construction	CN	\$40,560.00	\$10,140.00	\$50,700.00			
Indiana Department of Transportation	1401473	Init.	I 469	Debris Removal From Channel	Bridge Over St. Marys River, 0.45 Miles West of US 27.	Fort Wayne	0	Interstate		Bridge Construction	CN	\$20,160.00	\$2,240.00		\$22,400.00		
Indiana Department of Transportation	1401477	Init.	SR 930	Bridge Maintenance And Repair	Bridge Over Spy Run Creek, 0.74 Miles West of US 27.	Fort Wayne	0	NHPP		Bridge Construction	CN	\$16,992.00	\$4,248.00		\$21,240.00		
Indiana Department of Transportation	1401482	Init.	I 69	Bridge Maintenance And Repair	Bridge Over NS RR/MuCulloch Ditch Northbound, 0.80 Miles South of US 24.	Fort Wayne	0	Interstate		Bridge Construction	CN	\$21,024.00	\$2,336.00		\$23,360.00		
Indiana Department of Transportation	1401483	Init.	I 69	Bridge Maintenance And Repair	Bridge Over NS RR/MuCulloch Ditch Southbound, 0.80 Miles South of US 24.	Fort Wayne	0	Interstate		Bridge Construction	CN	\$13,383.00	\$1,487.00		\$14,870.00		
Indiana Department of Transportation	1401484	Init.	I 69	Bridge Maintenance And Repair	Bridge NB Over Vandolah Road, 4.07 Miles North of SR 1.	Fort Wayne	0	Interstate		Bridge Construction	CN	\$16,254.00	\$1,806.00		\$18,060.00		
Indiana Department of Transportation	1401542	Init.	US 30	Substructure Repair And Rehabilitation	Bridge Over Seegar Ditch Eastbound, 2.66 Miles West of US 33.	Fort Wayne	0	NHPP		Bridge Construction	CN	\$4,232.00	\$1,058.00		\$5,290.00		

*Estimated Costs left to Complete Project column is for costs that may extend beyond the four years of a STIP. This column is not fiscally constrained and is for information purposes.

Indiana Department of Transportation (INDOT)
 State Preservation and Local Initiated Projects FY 2016 - 2019

SPONSOR	DES	STIP NAME	ROUTE	WORK TYPE	LOCATION	DISTRICT	MILES	FEDERAL CATEGORY	Estimated Cost left to Complete Project*	PROGRAM	PHASE	FEDERAL	MATCH	2016	2017	2018	2019
Indiana Department of Transportation	1401543	Init.	US 30	Substructure Repair And Rehabilitation	Bridge Over Seegar Ditch Westbound, 2.66 Miles West of US 33.	Fort Wayne	0	NHPP		Bridge Construction	CN	\$4,232.00	\$1,058.00		\$5,290.00		
Indiana Department of Transportation	1401546	Init.	I 469	Substructure Repair And Rehabilitation	Bridge Over St. Joseph Center Rd, 0.34 Miles North of SR 37.	Fort Wayne	0	Interstate		Bridge Construction	CN	\$28,548.00	\$3,172.00		\$31,720.00		
Indiana Department of Transportation	1401547	Init.	I 469	Substructure Repair And Rehabilitation	Bridge I-469 EB, Over Feighner Road, 0.54 Miles East of I-69.	Fort Wayne	0	Interstate		Bridge Construction	CN	\$14,751.00	\$1,639.00		\$16,390.00		
Indiana Department of Transportation	1401548	Init.	I 469	Bridge Deck Patching	Bridge I-469 Over I-69 Eastbound	Fort Wayne	0	Interstate		Bridge Construction	CN	\$9,558.00	\$1,062.00		\$10,620.00		
Indiana Department of Transportation	1401549	Init.	I 469	Bridge Deck Patching	Bridge I-469 Over I-69 Westbound.	Fort Wayne	0	Interstate		Bridge Construction	CN	\$9,558.00	\$1,062.00		\$10,620.00		
Indiana Department of Transportation	1401507	Init.	US 24	Bridge Maintenance And Repair	Bridge Over Aboite Creek, East Bound, 4.11 Miles West of I-69.	Fort Wayne	0	NHPP		Bridge Construction	CN	\$9,352.00	\$2,338.00		\$11,690.00		
Indiana Department of Transportation	1401511	Init.	US 27	Bridge Maintenance And Repair	Bridge Over Houk Ditch North Bound, 0.72 Miles North of I-469.	Fort Wayne	0	NHPP		Bridge Construction	CN	\$13,600.00	\$3,400.00		\$17,000.00		
Indiana Department of Transportation	1401512	Init.	US 27	Bridge Maintenance And Repair	Bridge Over Houk Ditch South Bound, 0.72 Miles North of I-469.	Fort Wayne	0	NHPP		Bridge Construction	CN	\$13,600.00	\$3,400.00		\$17,000.00		
Indiana Department of Transportation	1401513	Init.	US 27	Bridge Maintenance And Repair	Bridge Over St. Mary's River North Bound, 2.6 Miles South of SR 930.	Fort Wayne	0	NHPP		Bridge Construction	CN	\$15,296.00	\$3,824.00		\$19,120.00		
Indiana Department of Transportation	1401517	Init.	US 33	Bridge Maintenance And Repair	Bridge Over Johnson Ditch, 5.33 Miles North of US 30.	Fort Wayne	0	NHPP		Bridge Construction	CN	\$13,600.00	\$3,400.00		\$17,000.00		
Indiana Department of Transportation	1401521	Init.	I 469	Bridge Maintenance And Repair	Bridge Over Lafayette Center Road, Eastbound Lane, 0.94 Miles East of I-69.	Fort Wayne	0	Interstate		Bridge Construction	CN	\$42,057.00	\$4,673.00		\$46,730.00		
Indiana Department of Transportation	1401522	Init.	I 469	Bridge Maintenance And Repair	Bridge Over Lafayette Center Road, Westbound Lane, 0.94 Miles East of I-69.	Fort Wayne	0	Interstate		Bridge Construction	CN	\$42,057.00	\$4,673.00		\$46,730.00		
Indiana Department of Transportation	1401523	Init.	I 469	Bridge Maintenance And Repair	Bridge Over NS RR (New Castle), Eastbound, 0.56 Miles West of SR 1.	Fort Wayne	0	Interstate		Bridge Construction	CN	\$28,674.00	\$3,186.00		\$31,860.00		
Indiana Department of Transportation	1401524	Init.	I 469	Bridge Maintenance And Repair	Bridge Over Dawkins Road, 0.53 Miles North of US 30.	Fort Wayne	0	Interstate		Bridge Construction	CN	\$53,523.00	\$5,947.00		\$59,470.00		
Indiana Department of Transportation	1401531	Init.	I 69	Bridge Maintenance And Repair	Bridge Over Lower Huntington Road, 2.97 Miles South of US 24.	Fort Wayne	0	Interstate		Bridge Construction	CN	\$40,590.00	\$4,510.00		\$45,100.00		
Indiana Department of Transportation	1401532	Init.	I 69	Bridge Maintenance And Repair	Bridge Over Vandolah Road Northbound, 4.07 Miles North of SR 1.	Fort Wayne	0	Interstate		Bridge Construction	CN	\$5,265.00	\$585.00		\$5,850.00		
Indiana Department of Transportation	1401533	Init.	I 69	Bridge Maintenance And Repair	Bridge Over Vandolah Road Southbound, 4.07 Miles North of SR 1.	Fort Wayne	0	Interstate		Bridge Construction	CN	\$9,756.00	\$1,084.00		\$10,840.00		
Indiana Department of Transportation	1401557	Init.	US 24	Bridge Deck Overlay	North Webster Road over US 24, 4.53 Miles West of SR 101.	Fort Wayne	.01	NHPP		Bridge Construction	CN	\$55,272.00	\$13,818.00		\$69,090.00		

*Estimated Costs left to Complete Project column is for costs that may extend beyond the four years of a STIP. This column is not fiscally constrained and is for information purposes.

Indiana Department of Transportation (INDOT)
 State Preservation and Local Initiated Projects FY 2016 - 2019

SPONSOR	DES	STIP NAME	ROUTE	WORK TYPE	LOCATION	DISTRICT	MILES	FEDERAL CATEGORY	Estimated Cost left to Complete Project*	PROGRAM	PHASE	FEDERAL	MATCH	2016	2017	2018	2019
Indiana Department of Transportation	1401558	Init.	US 24	Bridge Deck Overlay	US 24 over Gar Creek EBL, 6.20 Miles West of SR 101.	Fort Wayne	.01	NHPP		Bridge Construction	CN	\$38,272.00	\$9,568.00		\$47,840.00		
Indiana Department of Transportation	1401559	Init.	US 24	Bridge Deck Overlay	US 24 over Gar Creek WBL, 6.20 Miles West of SR 101.	Fort Wayne	.01	NHPP		Bridge Construction	CN	\$38,272.00	\$9,568.00		\$47,840.00		
Indiana Department of Transportation	1401759	Init.	I 69	Replace Superstructure	Bridge on Yoder Rd over I-69; 7.75 Miles North of US 224.	Fort Wayne	0	Interstate		Bridge Consulting	PE	\$162,000.00	\$18,000.00	\$180,000.00			
										Bridge Construction	CN	\$1,295,730.00	\$143,970.00	\$1,439,700.00			
Indiana Department of Transportation	1401763	Init.	US 27	Repair Or Replace Joints	Bridge Over Houk Ditch, 0.72 Miles North of I-469.	Fort Wayne	0	NHPP		Bridge Construction	CN	\$20,272.00	\$5,068.00	\$25,340.00			
Indiana Department of Transportation	1401764	Init.	US 30	Repair Or Replace Joints	Bridge Over Hoffman Creek, 0.65 Miles West of SR 101.	Fort Wayne	0	NHPP		Bridge Construction	CN	\$20,272.00	\$5,068.00	\$25,340.00			
Indiana Department of Transportation	1401765	Init.	US 30	Bridge Maintenance And Repair	Bridge Over Flatrock Creek, 0.79 Miles East of SR 101.	Fort Wayne	0	NHPP		Bridge Construction	CN	\$25,160.00	\$6,290.00	\$31,450.00			
Indiana Department of Transportation	1401766	Init.	US 30	Repair Or Replace Joints	WB Bridge Over Flatrock Creek, 0.79 Miles East of SR 101.	Fort Wayne	0	NHPP		Bridge Construction	CN	\$20,272.00	\$5,068.00	\$25,340.00			
Indiana Department of Transportation	1401769	Init.	I 69	Bridge Maintenance And Repair	Lower Huntington Rd Bridge Over I-69, 2.97 Miles South of US 24.	Fort Wayne	0	Interstate		Bridge Construction	CN	\$30,150.00	\$3,350.00	\$33,500.00			
Indiana Department of Transportation	1401770	Init.	I 69	Repair Or Replace Joints	North Bound Bridge over US 24, 3.21 Miles South of SR 14.	Fort Wayne	0	Interstate		Bridge Construction	CN	\$22,806.00	\$2,534.00	\$25,340.00			
Indiana Department of Transportation	1401771	Init.	I 69	Repair Or Replace Joints	South Bound Bridge over US 24, 3.21 Miles South of SR 14.	Fort Wayne	0	Interstate		Bridge Construction	CN	\$22,806.00	\$2,534.00	\$25,340.00			
Indiana Department of Transportation	1401774	Init.	I 69	Repair Or Replace Joints	Southbound Bridge Over Norfolk Southern R x R, 0.53 Miles North of SR 14.	Fort Wayne	0	Interstate		Bridge Construction	CN	\$90,000.00	\$10,000.00	\$100,000.00			
Indiana Department of Transportation	1401775	Init.	I 69	Repair Or Replace Joints	Northbound Bridge Over Norfolk Southern R x R, 0.53 Miles North of SR 14.	Fort Wayne	0	Interstate		Bridge Construction	CN	\$91,224.00	\$10,136.00	\$101,360.00			
Indiana Department of Transportation	1401776	Init.	I 69	Repair Or Replace Joints	Bridge Over McCulloch Ditch & Norfolk Southern R x R, 0.80 Miles South of US 24.	Fort Wayne	0	Interstate		Bridge Construction	CN	\$91,224.00	\$10,136.00	\$101,360.00			
										Bridge Consulting	PE	\$92,676.60	\$10,297.40	\$102,974.00			
Indiana Department of Transportation	1401786	Init.	I 469	Repair Or Replace Joints	Bridge at Stelhorn Road and I-469, 1.10 Miles South of SR 37.	Fort Wayne	0	Interstate		Bridge Construction	CN	\$22,806.00	\$2,534.00	\$25,340.00			
Indiana Department of Transportation	1401788	Init.	I 69	Repair Or Replace Joints	Southbound Bridge Over CFE R x R, 2.89 Miles South of US 30.	Fort Wayne	0	Interstate		Bridge Construction	CN	\$91,224.00	\$10,136.00	\$101,360.00			
Indiana Department of Transportation	1401789	Init.	I 69	Repair Or Replace Joints	Northbound Bridge Over CFE R x R, 2.89 Miles South of US 30.	Fort Wayne	0	Interstate		Bridge Construction	CN	\$91,224.00	\$10,136.00	\$101,360.00			

*Estimated Costs left to Complete Project column is for costs that may extend beyond the four years of a STIP. This column is not fiscally constrained and is for information purposes.

SPONSOR	DES	STIP NAME	ROUTE	WORK TYPE	LOCATION	DISTRICT	MILES	FEDERAL CATEGORY	Estimated Cost left to Complete Project*	PROGRAM	PHASE	FEDERAL	MATCH	2016	2017	2018	2019
Indiana Department of Transportation	1401789	Init.	I 69	Repair Or Replace Joints	Northbound Bridge Over CFE R x R, 2.89 Miles South of US 30.	Fort Wayne	0	Interstate		Bridge Consulting	PE	\$61,006.50	\$6,778.50	\$67,785.00			

Allen County Total

Federal: \$95,167,377.10 Match :\$18,068,142.90 2016: \$32,974,757.00 2017: \$60,893,763.00 2018: \$9,951,500.00 2019: \$9,415,500.00

*Estimated Costs left to Complete Project column is for costs that may extend beyond the four years of a STIP. This column is not fiscally constrained and is for information purposes.

Indiana Department of Transportation (INDOT)
 State Preservation and Local Initiated Projects FY 2016 - 2019

SPONSOR	DES	STIP NAME	ROUTE	WORK TYPE	LOCATION	DISTRICT	MILES	FEDERAL CATEGORY	Estimated Cost left to Complete Project*	PROGRAM	PHASE	FEDERAL	MATCH	2016	2017	2018	2019
Bartholomew County																	
Bartholomew County	0401196	Init.	IR 1002	Bridge Rehabilitation Or Repair	Reassemble / rehabilitate former "Bridge No. 26" at Lincoln Park in Columbus	Seymour	0	STP		Local Trans Enhancement Program	CN	\$648,000.00	\$0.00		\$648,000.00		
										100% Local Funds	CN	\$0.00	\$126,000.00		\$126,000.00		
Indiana Department of Transportation	0800076	Init.	SR 7	Bridge Replacement, Concrete	1.81 miles S of US-31 over Little Sand Creek	Seymour	.01	STP		Bridge Consulting	PE	\$35,670.40	\$8,917.60	\$44,588.00			
										Bridge ROW	RW	\$54,000.00	\$13,500.00	\$67,500.00			
										Bridge Construction	CN	\$1,440,508.00	\$360,127.00	\$1,800,635.00			
Columbus	0810448	Init.	ST 1001	Bike/Pedestrian Facilities	Installation of a trail along Parr 3 at Richards/East side of Parkside	Seymour	0	STP		100% Local Funds	CN	\$0.00	\$66,710.80	\$66,710.80			
										Local Safety Program	CN	\$247,055.00	\$0.00	\$247,055.00			
Indiana Department of Transportation	1006438	Init.	SR 46	Other Intersection Improvement	AT SR 9	Seymour	0	STP		Safety Construction	CN	\$101,769.60	\$25,442.40		\$127,212.00		
Indiana Department of Transportation	0014750	Init.	US 31	Intersection Improvement, Roundabout	At CR 400S, 1.6 miles S of SR 7	Seymour	.01	STP		Road Construction	PE	\$8,000.00	\$2,000.00	\$10,000.00			
										Road ROW	RW	\$72,000.00	\$18,000.00	\$90,000.00			
										Road Construction	CN	\$1,052,956.00	\$263,239.00	\$1,316,195.00			
Indiana Department of Transportation	1297018	Init.	I 65	Small Structure Pipe Lining	N of the Jackson/Bartholomew County Line, 1.22 miles S of Small Creek on I-65	Seymour	0	Interstate		Bridge Construction	CN	\$208,800.00	\$23,200.00	\$232,000.00			
Indiana Department of Transportation	1173616	Init.	SR 58	Bridge Deck Overlay	Bridge over Branch White Creek 9.57 miles W of I-65	Seymour	0	STP		Bridge ROW	RW	\$12,000.00	\$3,000.00	\$15,000.00			
										Bridge Consulting	PE	\$8,000.00	\$2,000.00	\$10,000.00			
										Bridge Construction	CN	\$125,680.00	\$31,420.00	\$10,000.00	\$147,100.00		
Indiana Department of Transportation	1296604	Init.	SR 58	Bridge Replacement, Concrete	7.92 miles W of I-65 over Branch White Creek on SR-58	Seymour	0	STP		Bridge ROW	RW	\$32,000.00	\$8,000.00	\$40,000.00			
										Bridge Construction	CN	\$463,200.00	\$115,800.00	\$30,000.00	\$549,000.00		
Indiana Department of Transportation	1296717	Init.	SR 9	Bridge Deck Overlay	6.11 miles N of SR-46 over Haw Creek on SR-9	Seymour	0	STP		Bridge Consulting	PE	\$47,828.00	\$11,957.00	\$59,785.00			

*Estimated Costs left to Complete Project column is for costs that may extend beyond the four years of a STIP. This column is not fiscally constrained and is for information purposes.

Indiana Department of Transportation (INDOT)
 State Preservation and Local Initiated Projects FY 2016 - 2019

SPONSOR	DES	STIP NAME	ROUTE	WORK TYPE	LOCATION	DISTRICT	MILES	FEDERAL CATEGORY	Estimated Cost left to Complete Project*	PROGRAM	PHASE	FEDERAL	MATCH	2016	2017	2018	2019
Indiana Department of Transportation	1296717	Init.	SR 9	Bridge Deck Overlay	6.11 miles N of SR-46 over Haw Creek on SR-9	Seymour	0	STP		Bridge Construction	CN	\$300,839.20	\$75,209.80		\$376,049.00		
										Bridge ROW	RW	\$0.00	\$0.00	\$0.00			
Indiana Department of Transportation	1296263	Init.	I 65	HMA Overlay, Preventive Maintenance	From SR 58 Interchange (RP 63+72) to Driftwood River Bridge (RP 68+30)	Seymour	4.569	Interstate		Road Construction	CN	\$2,647,530.00	\$294,170.00		\$2,941,700.00		
Indiana Department of Transportation	1296266	Init.	I 65	HMA Overlay, Preventive Maintenance	From Driftwood River Bridge to US 31 Interchange	Seymour	7.309	Interstate		Road Construction	CN	\$4,266,090.00	\$474,010.00		\$4,740,100.00		
Bartholomew County	1382105	Init.	IR 1001	Bridge Inspections	inspection and re-inspection of bridges 20 feet and greater in length	Seymour	0	STP		Local Bridge Program	CN	\$0.00	\$0.00		\$0.00		
										100% Local Funds	PE	\$0.00	\$31,600.00		\$31,600.00		
										Local Bridge Program	PE	\$126,400.00	\$0.00		\$126,400.00		
Indiana Department of Transportation	1298339	Init.	SR 58	Small Structure Replacement	2.42 miles West of I-65	Seymour	0	STP		Bridge Construction	CN	\$290,092.80	\$72,523.20		\$10,000.00	\$352,616.00	
										Bridge ROW	RW	\$24,000.00	\$6,000.00		\$30,000.00		
Indiana Department of Transportation	1400474	Init.	I 65	Bridge Thin Deck Overlay	4.32 miles S of SR-252 over US 31 NBL	Seymour	0	Interstate		Bridge Construction	CN	\$121,232.70	\$13,470.30	\$134,703.00			
Indiana Department of Transportation	1400475	Init.	I 65	Bridge Thin Deck Overlay	4.32 miles S of SR-252 over US 31 SBL	Seymour	0	Interstate		Bridge Construction	CN	\$121,232.70	\$13,470.30	\$134,703.00			
Indiana Department of Transportation	1400476	Init.	I 65	Bridge Thin Deck Overlay	.66 mile North of US 31 over Louisville & Indiana RR NBL	Seymour	0	Interstate		Bridge Construction	CN	\$75,863.70	\$8,429.30	\$84,293.00			
Indiana Department of Transportation	1400477	Init.	I 65	Bridge Thin Deck Overlay	0.66 mile North of US-31 over Louisville & Indiana RR SBL	Seymour	0	Interstate		Bridge Construction	CN	\$75,863.70	\$8,429.30	\$84,293.00			
Indiana Department of Transportation	1400196	Init.	SR 46	Pedestrian Flashing Beacons, Installed	At Central Avenue	Seymour	0	NHPP		Safety Construction	CN	\$228,800.00	\$57,200.00				\$286,000.00
Indiana Department of Transportation	1400031	Init.	US 31	Replace Superstructure	0.09 mile south of SR 7 over Fishers Fork	Seymour	0	STP		Bridge ROW	RW	\$32,000.00	\$8,000.00			\$40,000.00	
										Bridge Construction	CN	\$621,120.00	\$155,280.00			\$25,000.00	\$751,400.00
Indiana Department of Transportation	1400093	Init.	US 31	Small Structure Replacement	8.55 miles north of the Jackson County line	Seymour	0	NHPP		Bridge Consulting	PE	\$102,404.80	\$25,601.20	\$128,006.00			
										Bridge Construction	CN	\$186,000.00	\$46,500.00			\$20,000.00	\$212,500.00

*Estimated Costs left to Complete Project column is for costs that may extend beyond the four years of a STIP. This column is not fiscally constrained and is for information purposes.

SPONSOR	DES	STIP NAME	ROUTE	WORK TYPE	LOCATION	DISTRICT	MILES	FEDERAL CATEGORY	Estimated Cost left to Complete Project*	PROGRAM	PHASE	FEDERAL	MATCH	2016	2017	2018	2019
Indiana Department of Transportation	1400093	Init.	US 31	Small Structure Replacement	8.55 miles north of the Jackson County line	Seymour	0	NHPP		Bridge ROW	RW	\$16,000.00	\$4,000.00		\$20,000.00		
Indiana Department of Transportation	1401445	Init.	US 31	Bridge Thin Deck Overlay	5.42 miles south of I-65 over Flatrock River	Seymour	0	NHPP		Bridge Construction	CN	\$285,022.40	\$71,255.60		\$356,278.00		
Indiana Department of Transportation	1401457	Init.	SR 46	Bridge Thin Deck Overlay	1.81 miles east of SR 11 over Haw Creek	Seymour	0	NHPP		Bridge Construction	CN	\$135,446.40	\$33,861.60		\$169,308.00		

Bartholomew County Total

Federal: \$14,213,405.40

Match :\$2,478,324.40

2016: \$4,605,466.80

2017: \$10,398,747.00

2018: \$437,616.00

2019: \$1,249,900.00

*Estimated Costs left to Complete Project column is for costs that may extend beyond the four years of a STIP. This column is not fiscally constrained and is for information purposes.

Indiana Department of Transportation (INDOT)
 State Preservation and Local Initiated Projects FY 2016 - 2019

SPONSOR	DES	STIP NAME	ROUTE	WORK TYPE	LOCATION	DISTRICT	MILES	FEDERAL CATEGORY	Estimated Cost left to Complete Project*	PROGRAM	PHASE	FEDERAL	MATCH	2016	2017	2018	2019
Benton County																	
Indiana Department of Transportation	0012810	Init.	US 52	HMA Overlay, Functional	From 0.65 mile NW of SR 18 (W jct) to 0.45 mile NW of SR 18(E jct)	Crawfordsville	1.774	STP		Road Construction	CN	\$1,088,000.00	\$272,000.00		\$1,360,000.00		
Indiana Department of Transportation	1006307	Init.	US 41	Small Structure Replacement	3.47 mi N of SR 18	Crawfordsville	0	NHPP		Bridge Construction	CN	\$165,600.00	\$41,400.00	\$207,000.00			
Indiana Department of Transportation	1006338	Init.	SR 55	Small Structure Replacement	0.03 mi S of US52 S Jct	Crawfordsville	0	STP		Bridge Construction	CN	\$96,000.00	\$24,000.00	\$120,000.00			
Indiana Department of Transportation	1296032	Init.	US 41	Bridge Deck Overlay	NBL, 3.91 mi N of US 52 over Sugar Creek	Crawfordsville	0	NHPP		Bridge Construction	CN	\$284,800.00	\$71,200.00	\$356,000.00			
Indiana Department of Transportation	1296033	Init.	US 41	Bridge Deck Overlay	SBL, 3.91 mi N of US 52 over Sugar Creek	Crawfordsville	0	NHPP		Bridge Construction	CN	\$284,800.00	\$71,200.00	\$356,000.00			
Indiana Department of Transportation	1296400	Init.	US 52	Scour Protection (Erosion)	WBL, 1.23 E of SR 352 over Big Pine Creek	Crawfordsville	0	STP		Bridge Construction	CN	\$220,800.00	\$55,200.00		\$276,000.00		
Indiana Department of Transportation	1296406	Init.	SR 71	Scour Protection (Erosion)	1.83 mi N of SR 18 over Mud Creek	Crawfordsville	0	STP		Bridge Construction	CN	\$110,400.00	\$27,600.00		\$138,000.00		
Indiana Department of Transportation	1296222	Init.	US 52	Small Structure Replacement	4.73 mi E of SR 352	Crawfordsville	0	STP		Bridge Consulting	PE	\$16,000.00	\$4,000.00	\$20,000.00			
										Bridge Construction	CN	\$514,400.00	\$128,600.00		\$643,000.00		
Indiana Department of Transportation	1296038	Init.	SR 71	Bridge Deck Overlay	3.12 mi S of US 24 over Bowton Ditch	Crawfordsville	0	STP		Bridge Construction	CN	\$234,400.00	\$58,600.00	\$293,000.00			
Benton County	1400962	Init.	VA VARI	Bridge Inspections	Benton County Bridge inspection	Crawfordsville	0	STP		100% Local Funds	PE	\$0.00	\$19,460.00		\$19,460.00		
										Local Bridge Program	PE	\$77,840.00	\$0.00		\$77,840.00		
										Local Bridge Program	CN	\$0.00	\$0.00		\$0.00		
Indiana Department of Transportation	1400224	Init.	SR 55	Small Structure Replacement	0.87 mi N of SR 352 N Jct	Crawfordsville	0	STP		Bridge ROW	RW	\$16,000.00	\$4,000.00		\$20,000.00		
										Bridge Consulting	PE	\$24,000.00	\$6,000.00	\$20,000.00	\$10,000.00		
										Bridge Construction	CN	\$197,600.00	\$49,400.00				\$247,000.00
Indiana Department of Transportation	1400225	Init.	SR 55	Small Structure Replacement	0.97 mi S of US 52 S Jct	Crawfordsville	0	STP		Bridge Construction	CN	\$213,600.00	\$53,400.00				\$267,000.00
										Bridge ROW	RW	\$16,000.00	\$4,000.00		\$20,000.00		

*Estimated Costs left to Complete Project column is for costs that may extend beyond the four years of a STIP. This column is not fiscally constrained and is for information purposes.

Indiana Department of Transportation (INDOT)
 State Preservation and Local Initiated Projects FY 2016 - 2019

SPONSOR	DES	STIP NAME	ROUTE	WORK TYPE	LOCATION	DISTRICT	MILES	FEDERAL CATEGORY	Estimated Cost left to Complete Project*	PROGRAM	PHASE	FEDERAL	MATCH	2016	2017	2018	2019
Indiana Department of Transportation	1400225	Init.	SR 55	Small Structure Replacement	0.97 mi S of US 52 S Jct	Crawfordsville	0	STP		Bridge Consulting	PE	\$8,000.00	\$2,000.00		\$10,000.00		
Indiana Department of Transportation	1400248	Init.	SR 352	Bridge Replacement, Other Construction	0.51 mi W of SR 55	Crawfordsville	0	STP		Bridge ROW	RW	\$16,000.00	\$4,000.00		\$20,000.00		
										Bridge Consulting	PE	\$44,000.00	\$11,000.00	\$35,000.00	\$20,000.00		
										Bridge Construction	CN	\$406,400.00	\$101,600.00				\$508,000.00

Benton County Total
 Federal: \$4,034,640.00 Match :\$1,008,660.00 2016: \$1,407,000.00 2017: \$2,614,300.00 2018: 2019: \$1,022,000.00

*Estimated Costs left to Complete Project column is for costs that may extend beyond the four years of a STIP. This column is not fiscally constrained and is for information purposes.

Indiana Department of Transportation (INDOT)
 State Preservation and Local Initiated Projects FY 2016 - 2019

SPONSOR	DES	STIP NAME	ROUTE	WORK TYPE	LOCATION	DISTRICT	MILES	FEDERAL CATEGORY	Estimated Cost left to Complete Project*	PROGRAM	PHASE	FEDERAL	MATCH	2016	2017	2018	2019
Blackford County																	
Indiana Department of Transportation	1400309	Init.	SR 18	Debris Removal From Channel	Bridge over Salamonie River, 5.83 Miles East of SR 3.	Fort Wayne	3.994	STP		Bridge Construction	CN	\$0.00	\$0.00	\$0.00			
Indiana Department of Transportation	0101521	Init.	SR 18	Replace Superstructure	Bridge over Prairie Creek, 0.02 mile E of SR 3	Fort Wayne	.1	STP		Bridge Construction	CN	\$363,200.00	\$90,800.00	\$454,000.00			
										Bridge Consulting	PE	\$59,920.00	\$14,980.00	\$74,900.00			
Indiana Department of Transportation	1296104	Init.	SR 18	Small Structure Pipe Lining	Pipeliners for Branch of Stoney Creek, 2.71 Miles West of SR 1.	Fort Wayne	0	STP		Bridge Construction	CN	\$56,000.00	\$14,000.00	\$70,000.00			
Indiana Department of Transportation	1296171	Init.	SR 18	Small Structure Replacement	Small Structure Over Shinn Ditch, 4.37 Miles West of SR 1.	Fort Wayne	0	STP		Bridge ROW	RW	\$16,000.00	\$4,000.00	\$20,000.00			
										Bridge Construction	CN	\$457,600.00	\$114,400.00		\$572,000.00		
Blackford County	1297705	Init.	IR 1018	Bike/Pedestrian Facilities	Blackford Co H.S. Trail: From 0.5 mi N CR 100N to School (0.30 mi W of SR 3)	Fort Wayne	2.2	STP		100% Local Funds	PE	\$0.00	\$5,750.00	\$5,750.00			
										100% Local Funds	RW	\$0.00	\$13,000.00	\$13,000.00			
										Local Transportation Alternatives	PE	\$23,000.00	\$0.00	\$23,000.00			
										Local Transportation Alternatives	RW	\$52,000.00	\$0.00	\$52,000.00			
										Local Transportation Alternatives	CN	\$419,000.00	\$0.00		\$419,000.00		
										100% Local Funds	CN	\$0.00	\$104,750.00		\$104,750.00		
Blackford County	1383611	Init.	IR 1018	Bike/Pedestrian Facilities	Blackford County High School Trail running from CR100 N (W Park Ave) N to BHS	Fort Wayne	1.94	STP		Local Trans Enhancement Program	CN	\$3,698.00	\$0.00		\$3,698.00		
										Local Transportation Alternatives	RW	\$42,916.00	\$0.00	\$42,916.00			
										100% Local Funds	RW	\$0.00	\$10,729.00	\$10,729.00			
										100% Local Funds	PE	\$0.00	\$1,095.50		\$1,095.50		
										Local Transportation Alternatives	CN	\$311,527.00	\$0.00		\$311,527.00		
										Local Transportation Alternatives	PE	\$4,382.00	\$0.00		\$4,382.00		

*Estimated Costs left to Complete Project column is for costs that may extend beyond the four years of a STIP. This column is not fiscally constrained and is for information purposes.

Indiana Department of Transportation (INDOT)
 State Preservation and Local Initiated Projects FY 2016 - 2019

SPONSOR	DES	STIP NAME	ROUTE	WORK TYPE	LOCATION	DISTRICT	MILES	FEDERAL CATEGORY	Estimated Cost left to Complete Project*	PROGRAM	PHASE	FEDERAL	MATCH	2016	2017	2018	2019
Blackford County	1383611	Init.	IR 1018	Bike/Pedestrian Facilities	Blackford County High School Trail running from CR100 N (W Park Ave) N to BHS	Fort Wayne	1.94	STP		100% Local Funds	CN	\$0.00	\$78,808.00		\$78,808.00		
Indiana Department of Transportation	1006224	Init.	SR 3	Scour Protection (Erosion)	1.41 South of SR 26 Over Big Lick Creek	Greenfield	0	STP		Bridge ROW	RW	\$4,000.00	\$1,000.00	\$5,000.00			
										Bridge Construction	CN	\$125,554.40	\$31,388.60		\$156,943.00		
Indiana Department of Transportation	1006270	Init.	SR 167	Bridge Deck Overlay	3.75 S of SR 26 over Big Lick Creek.	Greenfield	0	STP		Bridge Construction	CN	\$129,781.60	\$32,445.40		\$162,227.00		
Indiana Department of Transportation	1296433	Init.	SR 26	Small Structure Replacement	3.912 miles east of SR 3	Greenfield	0	STP		Bridge ROW	RW	\$0.00	\$0.00	\$0.00			
										Bridge Construction	CN	\$500,523.20	\$125,130.80		\$625,654.00		
Indiana Department of Transportation	1296536	Init.	SR 26	Small Structure Replacement	3.004 miles east of SR 3	Greenfield	0	STP		Bridge Construction	CN	\$441,031.20	\$110,257.80		\$551,289.00		
										Bridge ROW	RW	\$0.00	\$0.00	\$0.00			
Blackford County	1400455	Init.	IR 1004	Bridge Inspections	Inspection and reinspection of county bridges 20 feet and longer	Fort Wayne	0	Multiple		100% Local Funds	PE	\$0.00	\$9,605.20		\$9,605.20		
										Local Bridge Program	CN	\$0.00	\$0.00		\$0.00		
										Local Bridge Program	PE	\$38,420.80	\$0.00		\$38,420.80		
Indiana Department of Transportation	1400419	Init.	SR 18	Bridge Maintenance And Repair	Bridge Over Salamonie River, 5.83 Miles East of SR 3.	Fort Wayne	0	STP		Bridge Construction	CN	\$18,720.00	\$4,680.00	\$23,400.00			
Montpelier	1383403	Init.	ST 1001	Construct ADA Approved Sidewalk Ramps	Sidewalk/ADA Improvements on Monroe, Washington & Adams Sts	Fort Wayne	.294	STP		100% Local Funds	CN	\$0.00	\$30,420.00		\$30,420.00		
										Local Transportation Alternatives	CN	\$121,680.00	\$0.00		\$121,680.00		
Indiana Department of Transportation	1401468	Init.	SR 18	Debris Removal From Channel	Bridge Over Salamonie River, 5.83 Miles East of SR 3.	Fort Wayne	0	STP		Bridge Construction	CN	\$17,920.00	\$4,480.00		\$22,400.00		
Indiana Department of Transportation	1401487	Init.	SR 3	Bridge Maintenance And Repair	Bridge Over Prairie Creek, 0.02 Miles North of SR 18.	Fort Wayne	0	STP		Bridge Consulting	PE	\$116,000.00	\$29,000.00		\$145,000.00		
										Bridge Construction	CN	\$16,144.00	\$4,036.00		\$20,180.00		

Blackford County Total

Federal: \$3,339,018.20 Match :\$834,756.30 2016: \$794,695.00 2017: \$3,379,079.50 2018: 2019:

*Estimated Costs left to Complete Project column is for costs that may extend beyond the four years of a STIP. This column is not fiscally constrained and is for information purposes.

Indiana Department of Transportation (INDOT)
 State Preservation and Local Initiated Projects FY 2016 - 2019

SPONSOR	DES	STIP NAME	ROUTE	WORK TYPE	LOCATION	DISTRICT	MILES	FEDERAL CATEGORY	Estimated Cost left to Complete Project*	PROGRAM	PHASE	FEDERAL	MATCH	2016	2017	2018	2019
Boone County																	
Indiana Department of Transportation	1400518	Init.	I 74	Repair Or Replace Joints	CR 700S over I-74, 0.89 mi E of SR 75	Crawfordsville	0	Interstate		Bridge Construction	CN	\$0.00	\$0.00	\$0.00			
Indiana Department of Transportation	1400526	Init.	SR 32	Bridge Maintenance And Repair	Bridge over Wolf Creek, 2.62 mi E of SR 75	Crawfordsville	0	STP		Bridge Construction	CN	\$0.00	\$0.00	\$0.00			
Indiana Department of Transportation	1400533	Init.	I 65	Bridge Maintenance And Repair	NB Bridge over Spring Creek, 0.61 mi S of SR 47	Crawfordsville	0	Interstate		Bridge Construction	CN	\$0.00	\$0.00	\$0.00			
Indiana Department of Transportation	1400534	Init.	I 65	Bridge Maintenance And Repair	SB Bridge over Spring Creek, 0.61 mi S of SR 47	Crawfordsville	0	Interstate		Bridge Construction	CN	\$0.00	\$0.00	\$0.00			
Indiana Department of Transportation	1400540	Init.	I 74	Bridge Maintenance And Repair	CR 800S/Co Line Road over I-74, 2.32 mi E of SR 75	Crawfordsville	0	Interstate		Bridge Construction	CN	\$0.00	\$0.00	\$0.00			
Indiana Department of Transportation	0500067	Init.	SR 75	Pavement Replacement, Small Town	From 3.21 mi N of I-74 (S CL Advance) to 3.99 mi N of I-74 (N CL Advance)	Crawfordsville	5.525	STP		Road ROW	RW	\$456,000.00	\$114,000.00	\$350,000.00	\$220,000.00		
										Road Construction	CN	\$4,254,400.00	\$1,063,600.00		\$5,318,000.00		
Indiana Department of Transportation	1296049	Init.	I 65	Bridge Deck Overlay	0.20 mi N of US 52, NBL over Prairie Creek	Crawfordsville	0	Interstate		Bridge Construction	CN	\$338,400.00	\$37,600.00			\$376,000.00	
Indiana Department of Transportation	1296050	Init.	I 65	Bridge Deck Overlay	0.20 mi N of US 52, SBL over Prairie Creek	Crawfordsville	0	Interstate		Bridge Construction	CN	\$338,400.00	\$37,600.00			\$376,000.00	
Indiana Department of Transportation	1296143	Init.	I 74	Bridge Deck Overlay	EBL over Big Raccoon Creek, 3.03 mi W of SR 75	Crawfordsville	0	Interstate		Bridge Construction	CN	\$329,400.00	\$36,600.00			\$366,000.00	
Indiana Department of Transportation	1296144	Init.	I 74	Bridge Deck Overlay	WBL over Big Raccoon Creek, 3.03 mi W of SR 75	Crawfordsville	0	Interstate		Bridge Construction	CN	\$329,400.00	\$36,600.00			\$366,000.00	
Indiana Department of Transportation	1296146	Init.	I 74	Bridge Deck Overlay	EBL, 1.64 mi E of SR 75 over West Fork Big Walnut Creek	Crawfordsville	0	Interstate		Bridge Construction	CN	\$319,500.00	\$35,500.00			\$355,000.00	
Indiana Department of Transportation	1296147	Init.	I 74	Bridge Deck Overlay	WBL, 1.64 mi E of SR 75 over West Fork Big Walnut Creek	Crawfordsville	0	Interstate		Bridge Construction	CN	\$319,500.00	\$35,500.00			\$355,000.00	
Indiana Department of Transportation	1296026	Init.	SR 39	Bridge Deck Overlay	1.22 mi N of SR32 over Small Reynolds Ditch	Crawfordsville	0	STP		Bridge Construction	CN	\$317,600.00	\$79,400.00	\$397,000.00			
Indiana Department of Transportation	1296097	Init.	SR 32	Bridge Deck Overlay	1.97 mi E of SR 39 over Isenhour Ditch	Crawfordsville	0	STP		Bridge Construction	CN	\$231,200.00	\$57,800.00			\$289,000.00	
Indiana Department of Transportation	1296118	Init.	US 52	Bridge Deck Overlay	EBL, 4.23 mi W of SR 47 over Goldsberry Creek	Crawfordsville	0	STP		Bridge Construction	CN	\$107,200.00	\$26,800.00			\$134,000.00	
Indiana Department of Transportation	1006453	Init.	I 865	Bridge Deck Replacement	4.1 mile East I-65 over Eagle Creek - JCEB	Greenfield	0	Interstate		Bridge Construction	CN	\$1,039,923.00	\$115,547.00			\$1,155,470.00	
Indiana Department of Transportation	1006454	Init.	I 865	Bridge Deck Replacement	4.1 mile East I-65 over Eagle Creek - CWBL	Greenfield	0	Interstate		Bridge Construction	CN	\$696,397.50	\$77,377.50			\$773,775.00	

*Estimated Costs left to Complete Project column is for costs that may extend beyond the four years of a STIP. This column is not fiscally constrained and is for information purposes.

Indiana Department of Transportation (INDOT)
 State Preservation and Local Initiated Projects FY 2016 - 2019

SPONSOR	DES	STIP NAME	ROUTE	WORK TYPE	LOCATION	DISTRICT	MILES	FEDERAL CATEGORY	Estimated Cost left to Complete Project*	PROGRAM	PHASE	FEDERAL	MATCH	2016	2017	2018	2019
Indiana Department of Natural Resources	1297543	Init.	VA VARI	Bike/Pedestrian Facilities	Colfax Farm Heritage Trail RT 12003	Crawfordsville	0	STP		100% Local Funds	RW	\$0.00	\$25,000.00		\$25,000.00		
										100% Local Funds	CN	\$0.00	\$125,000.00		\$125,000.00		
Indiana Department of Natural Resources	1297544	Init.	VA VARI	Bike/Pedestrian Facilities	Whitestown Farm Heritage Trail TR 12004	Crawfordsville	0	STP		100% Local Funds	CN	\$0.00	\$137,000.00		\$137,000.00		
										Recreational Trails Program	RW	\$30,500.00	\$0.00	\$30,500.00			
Indiana Department of Transportation	1298338	Init.	SR 39	Bridge Replacement, Other Construction	Bridge over Sugar Creek, 2.43 mi N of SR 47	Crawfordsville	0	STP		Bridge ROW	RW	\$40,000.00	\$10,000.00		\$50,000.00		
										Bridge Consulting	PE	\$24,000.00	\$6,000.00	\$30,000.00			
										Bridge Construction	CN	\$1,488,800.00	\$372,200.00			\$1,861,000.00	
Indiana Department of Transportation	1298386	Init.	SR 47	Bridge Deck Replacement	Bridge over I-65 NB & SB, 1.84 mi S of SR 39	Crawfordsville	0	STP		Bridge Construction	CN	\$1,067,200.00	\$266,800.00			\$1,334,000.00	
										Bridge Consulting	PE	\$88,000.00	\$22,000.00	\$110,000.00			
Indiana Department of Transportation	1298495	Init.	SR 39	Small Structure Replacement	4.64 mi S of I-65	Crawfordsville	0	STP		Bridge Consulting	PE	\$12,000.00	\$3,000.00	\$15,000.00			
										Bridge ROW	RW	\$16,000.00	\$4,000.00		\$20,000.00		
										Bridge Construction	CN	\$257,600.00	\$64,400.00			\$322,000.00	
Indiana Department of Transportation	1298660	Init.	US 52	Intersect. Improv. W/ Added Turn Lanes	At SR 47	Crawfordsville	0	STP		Safety Consulting	PE	\$16,000.00	\$4,000.00	\$20,000.00			
										Safety ROW	RW	\$32,000.00	\$8,000.00		\$40,000.00		
										Safety Construction	CN	\$2,373,600.00	\$593,400.00			\$2,967,000.00	
Indiana Department of Transportation	1298094	Init.	I 865	Small Structure Pipe Lining	I-865; 0.310 mile E of I-65	Greenfield	0	Interstate		Bridge ROW	RW	\$18,000.00	\$2,000.00		\$20,000.00		
										Bridge Construction	CN	\$372,831.30	\$41,425.70			\$414,257.00	
Indiana Department of Transportation	1298102	Init.	I 865	Small Structure Pipe Lining	I-865; at 0.580 mile E of I-65	Greenfield	0	Interstate		Bridge ROW	RW	\$18,000.00	\$2,000.00		\$20,000.00		

*Estimated Costs left to Complete Project column is for costs that may extend beyond the four years of a STIP. This column is not fiscally constrained and is for information purposes.

Indiana Department of Transportation (INDOT)
 State Preservation and Local Initiated Projects FY 2016 - 2019

SPONSOR	DES	STIP NAME	ROUTE	WORK TYPE	LOCATION	DISTRICT	MILES	FEDERAL CATEGORY	Estimated Cost left to Complete Project*	PROGRAM	PHASE	FEDERAL	MATCH	2016	2017	2018	2019
Indiana Department of Transportation	1298102	Init.	I 865	Small Structure Pipe Lining	I-865; at 0.580 mile E of I-65	Greenfield	0	Interstate		Bridge Construction	CN	\$337,314.60	\$37,479.40			\$374,794.00	
Indiana Department of Transportation	1400339	Init.	I 65	Bridge Deck Overlay	0.48 Miles S I-865	Greenfield	0	Interstate		Bridge Construction	CN	\$159,009.30	\$17,667.70	\$176,677.00			
Indiana Department of Transportation	1400341	Init.	I 65	Bridge Deck Overlay	0.48 Miles S I-865	Greenfield	0	Interstate		Bridge Construction	CN	\$158,287.50	\$17,587.50	\$175,875.00			
Boone County	1383408	Init.	IR 1017	New Road Construction	From the intersection of CR 400 S with CR 650 E to CR 300 E, approximately 1 mi	Crawfordsville	1.818	STP		Group IV Program	RW	\$479,840.00	\$0.00	\$479,840.00			
										Group IV Program	CN	\$3,550,752.00	\$0.00		\$3,550,752.00		
										100% Local Funds	RW	\$0.00	\$119,960.00	\$119,960.00			
										100% Local Funds	CN	\$0.00	\$1,363,688.00		\$1,363,688.00		
Indiana Department of Transportation	1173629	Init.	I 65	Bridge Deck Overlay	NB Bridge over Sugar Creek, 2.04 mi N of SR 47	Crawfordsville	0	Interstate		Bridge Consulting	PE	\$81,000.00	\$9,000.00	\$90,000.00			
										Bridge Construction	CN	\$678,600.00	\$75,400.00			\$754,000.00	
Indiana Department of Transportation	1173630	Init.	I 65	Bridge Deck Overlay	SB Bridge over Sugar Creek, 2.04 mi N of SR 47	Crawfordsville	0	Interstate		Bridge Construction	CN	\$678,600.00	\$75,400.00			\$754,000.00	
Lebanon	1400790	Init.	ST 1021	Road Reconstruction (3R/4R Standards)	From just North of Hendricks Drive to just North of St Rd 32 intersection	Crawfordsville	.47	STP		Group III Program	PE	\$0.00	\$0.00	\$0.00	\$0.00	\$0.00	\$0.00
										100% Local Funds	RW	\$0.00	\$254,150.00	\$154,150.00	\$100,000.00		
										100% Local Funds	CN	\$0.00	\$839,025.00			\$839,025.00	
										100% Local Funds	PE	\$0.00	\$0.00	\$0.00	\$0.00	\$0.00	\$0.00
										Group III Program	CN	\$3,356,900.00	\$0.00			\$3,356,900.00	
										Group III Program	RW	\$816,600.00	\$0.00	\$616,600.00	\$200,000.00		
Indiana Department of Transportation	1400037	Init.	I 465	Replace Superstructure	2.19 Miles W US 421	Greenfield	0	Interstate		Bridge Construction	CN	\$2,678,473.80	\$297,608.20				\$2,976,082.00
										Bridge Consulting	PE	\$0.00	\$0.00		\$0.00		

*Estimated Costs left to Complete Project column is for costs that may extend beyond the four years of a STIP. This column is not fiscally constrained and is for information purposes.

SPONSOR	DES	STIP NAME	ROUTE	WORK TYPE	LOCATION	DISTRICT	MILES	FEDERAL CATEGORY	Estimated Cost left to Complete Project*	PROGRAM	PHASE	FEDERAL	MATCH	2016	2017	2018	2019
Indiana Department of Transportation	1400038	Init.	I 465	Bridge Deck Overlay	4.4 Miles N I-65	Greenfield	0	Interstate		Bridge Consulting	PE	\$0.00	\$0.00		\$0.00		
										Bridge Construction	CN	\$712,412.10	\$79,156.90				\$791,569.00
Indiana Department of Transportation	1400039	Init.	I 465	Bridge Deck Overlay	4.4 Miles N I-65	Greenfield	0	Interstate		Bridge Consulting	PE	\$0.00	\$0.00		\$0.00		
										Bridge Construction	CN	\$712,412.10	\$79,156.90				\$791,569.00
Indiana Department of Transportation	1401153	Init.	I 865	Install New Cable Rail Barriers	New Cable Rail Barriers, between I-65 and I-465	Greenfield	3.713	Interstate		District Other Construction	CN	\$343,087.20	\$38,120.80	\$381,208.00			

Boone County Total

Federal: \$29,675,140.40 Match :\$6,743,550.60 2016: \$3,146,810.00 2017: \$14,983,685.00 2018: \$13,728,976.00 2019: \$4,559,220.00

*Estimated Costs left to Complete Project column is for costs that may extend beyond the four years of a STIP. This column is not fiscally constrained and is for information purposes.

Indiana Department of Transportation (INDOT)
 State Preservation and Local Initiated Projects FY 2016 - 2019

SPONSOR	DES	STIP NAME	ROUTE	WORK TYPE	LOCATION	DISTRICT	MILES	FEDERAL CATEGORY	Estimated Cost left to Complete Project*	PROGRAM	PHASE	FEDERAL	MATCH	2016	2017	2018	2019
Brown County																	
Indiana Department of Transportation	0800146	Init.	SR 135	Bridge Deck Barrier Wall	1.71 miles N SR 45, bridge over Little Bean Blossom Creek	Seymour	0	STP		Bridge ROW	RW	\$5,600.00	\$1,400.00	\$7,000.00			
										Bridge Construction	CN	\$612,608.80	\$153,152.20		\$765,761.00		
Indiana Department of Transportation	0800147	Init.	SR 135	Bridge Deck Barrier Wall	1.57 miles N SR 45, bridge over Moser Branch	Seymour	0	STP		Bridge ROW	RW	\$12,000.00	\$3,000.00	\$15,000.00			
										Bridge Construction	CN	\$419,012.80	\$104,753.20		\$523,766.00		
Brown County	0901654	Init.	IR 1001	Road Rehabilitation (3R/4R Standards)	Yellowwood Lake Rd from SR-45/Lanam Ridge Rd to Yellowwood State Forest	Seymour	3.5	STP		Access Roads - Consulting	PE	\$167,120.00	\$41,780.00	\$208,900.00			
										Access Roads - Construction	CN	\$1,785,600.00	\$446,400.00	\$2,232,000.00			
Brown County	1298693	Init.	IR 1006	New Bridge, Other Construction	Yellowwood Lake Road over Jackson Creek, 3.0 miles north of Yellowwood Road	Seymour	0	STP		Access Roads - Construction	CN	\$303,200.00	\$75,800.00		\$379,000.00		
Indiana Department of Transportation	1006398	Init.	SR 46	Small Structure Replacement	SR 46 EAST OF SR 446 AT RP 69+04.	Seymour	0	NHPP		Bridge Construction	CN	\$510,022.40	\$127,505.60		\$20,000.00	\$617,528.00	
										Bridge ROW	RW	\$20,000.00	\$5,000.00	\$25,000.00			
Indiana Department of Transportation	1296953	Init.	SR 135	HMA Overlay, Preventive Maintenance	From the west junction of SR 46 to Ridgeway Drive	Seymour	1.138	STP		Road Construction	CN	\$259,200.00	\$64,800.00	\$324,000.00			
Indiana Department of Transportation	1296567	Init.	SR 135	Small Structure Replacement	7.85 miles N of the N SR -135/SR-58 junction	Seymour	0	STP		Bridge Construction	CN	\$204,800.00	\$51,200.00	\$25,000.00	\$231,000.00		
										Bridge ROW	RW	\$10,400.00	\$2,600.00	\$13,000.00			
Indiana Department of Transportation	1296672	Init.	SR 135	Bridge Deck Overlay	9.45 miles N of SR-58 over Hamilton Creek on SR-135	Seymour	0	STP		Bridge ROW	RW	\$0.00	\$0.00	\$0.00			
										Bridge Construction	CN	\$181,600.00	\$45,400.00	\$0.00	\$227,000.00		
Indiana Department of Transportation	1298437	Init.	SR 45	Small Structure Replacement	1.30 miles West of SR 135	Seymour	0	STP		Bridge ROW	RW	\$24,000.00	\$6,000.00		\$30,000.00		
										Bridge Construction	CN	\$208,642.40	\$52,160.60		\$10,000.00	\$250,803.00	
Indiana Department of Transportation	1400311	Init.	MS 3	New Bridge, Steel Construction	Span 1 over Salt Creek (Brown County SP), 0.04 mi N of N Pool Parking Lot	Seymour	0	STP		Bridge Construction	CN	\$1,325,600.00	\$331,400.00		\$1,657,000.00		
Indiana Department of Transportation	1400365	Init.	MS 1	New Bridge, Steel Construction	Span 2 over Salt Creek(Brown County SP), 0.65 mi W of N Pool Parking Lot	Seymour	0	STP		Bridge Construction	CN	\$1,325,600.00	\$331,400.00		\$1,657,000.00		

*Estimated Costs left to Complete Project column is for costs that may extend beyond the four years of a STIP. This column is not fiscally constrained and is for information purposes.

SPONSOR	DES	STIP NAME	ROUTE	WORK TYPE	LOCATION	DISTRICT	MILES	FEDERAL CATEGORY	Estimated Cost left to Complete Project*	PROGRAM	PHASE	FEDERAL	MATCH	2016	2017	2018	2019
Brown County	1382874	Init.	VA VARI	Bike/Pedestrian Facilities	Salt Creek Trail - Phases 2 & 3	Seymour	0	STP		Local Trans Enhancement Program	RW	\$120,000.00	\$0.00		\$120,000.00		
										Local Transportation Alternatives	PE	\$0.00	\$0.00	\$0.00	\$0.00	\$0.00	\$0.00
										100% Local Funds	RW	\$0.00	\$30,000.00		\$30,000.00		
										100% Local Funds	CN	\$0.00	\$352,128.00			\$352,128.00	
										Local Transportation Alternatives	RW	\$0.00	\$0.00	\$0.00	\$0.00	\$0.00	\$0.00
										100% Local Funds	PE	\$0.00	\$0.00	\$0.00	\$0.00	\$0.00	\$0.00
										Local Transportation Alternatives	CN	\$1,408,512.00	\$0.00			\$1,408,512.00	
Indiana Department of Transportation	1400098	Init.	SR 46	Small Structure Paved Invert	5.12 miles east of SR 135	Seymour	0	NHPP		Bridge ROW	RW	\$1,600.00	\$400.00		\$2,000.00		
										Bridge Construction	CN	\$132,800.00	\$33,200.00				\$166,000.00
Indiana Department of Transportation	1401203	Init.	VA VARI	Surface Treatment, Thin HMA Overlay	Brown County State Park West Entrance	Seymour	0	STP		DNR/INST Construction	CN	\$148,000.00	\$37,000.00	\$185,000.00			

Brown County Total

Federal: \$9,185,918.40 Match :\$2,296,479.60 2016: \$3,034,900.00 2017: \$5,652,527.00 2018: \$2,628,971.00 2019: \$166,000.00

*Estimated Costs left to Complete Project column is for costs that may extend beyond the four years of a STIP. This column is not fiscally constrained and is for information purposes.

Indiana Department of Transportation (INDOT)
 State Preservation and Local Initiated Projects FY 2016 - 2019

SPONSOR	DES	STIP NAME	ROUTE	WORK TYPE	LOCATION	DISTRICT	MILES	FEDERAL CATEGORY	Estimated Cost left to Complete Project*	PROGRAM	PHASE	FEDERAL	MATCH	2016	2017	2018	2019
Carroll County																	
Indiana Department of Natural Resources	1401124	Init.	VA VARI	Bike/Pedestrian Facilities	Monon High Bridge Trail	LaPorte	0	Safety		Recreational Trails Program	CN	\$126,000.00	\$0.00	\$126,000.00			
Delphi	1005745	Init.	IR 1006	Bike/Pedestrian Facilities	Bike/Ped trail in Delphi from Hamilton to Washington St.	LaPorte	.3	STP		100% Local Funds	CN	\$0.00	\$49,294.48	\$49,294.48			
										Local Trans Enhancement Program	RW	\$40,000.00	\$0.00	\$40,000.00			
										100% Local Funds	RW	\$0.00	\$10,000.00	\$10,000.00			
										Local Trans Enhancement Program	CN	\$197,177.95	\$0.00	\$197,177.95			
Indiana Department of Transportation	1006658	Init.	US 421	HMA Overlay, Functional	0.5 mi S of CR 200N to Hamilton St in the Town of Delphi	LaPorte	1.555	STP		Road Construction	CN	\$825,600.00	\$206,400.00		\$1,032,000.00		
										Road Consulting	PE	\$24,000.00	\$6,000.00	\$30,000.00			
Indiana Department of Transportation	1006657	Init.	SR 18	HMA Overlay, Preventive Maintenance	from SR 75 to SR 29	LaPorte	7.243	STP		Road Construction	CN	\$1,088,000.00	\$272,000.00	\$1,360,000.00			
Indiana Department of Transportation	1296529	Init.	SR 22	Small Structure Replacement	0.144 miles East of SR 29	Greenfield	0	STP		Bridge Consulting	PE	\$23,200.00	\$5,800.00	\$29,000.00			
										Bridge ROW	RW	\$40,000.00	\$10,000.00	\$50,000.00			
										Bridge Construction	CN	\$236,331.20	\$59,082.80		\$295,414.00		
Indiana Department of Transportation	1296646	Init.	SR 18	HMA Overlay, Functional	US 421 to SR 75	LaPorte	6.053	STP		Road Construction	CN	\$1,884,800.00	\$471,200.00		\$2,356,000.00		
										Road Consulting	PE	\$20,000.00	\$5,000.00	\$25,000.00			
Delphi	1297747	Init.	ST 1001	Bike/Pedestrian Facilities	Gateway Trail Phase 2 (Stellar Community project)	LaPorte	.43	STP		Local Trans Enhancement Program	PE	\$68,612.80	\$0.00	\$68,612.80			
										100% Local Funds	PE	\$0.00	\$17,153.20	\$17,153.20			
										100% Local Funds	CN	\$0.00	\$758,264.15	\$758,264.15			
										Local Trans Enhancement Program	CN	\$1,604,549.60	\$0.00	\$1,604,549.60			
Indiana Department of Transportation	1173848	Init.	SR 25	Relinquishments/Road Transfer	(old SR 25)From US 421 to New Hoosier Heartland Corridor	LaPorte	1.506	NHPP		Statewide Construction	CN	\$400,000.00	\$100,000.00	\$250,000.00	\$250,000.00		

*Estimated Costs left to Complete Project column is for costs that may extend beyond the four years of a STIP. This column is not fiscally constrained and is for information purposes.

Indiana Department of Transportation (INDOT)
 State Preservation and Local Initiated Projects FY 2016 - 2019

SPONSOR	DES	STIP NAME	ROUTE	WORK TYPE	LOCATION	DISTRICT	MILES	FEDERAL CATEGORY	Estimated Cost left to Complete Project*	PROGRAM	PHASE	FEDERAL	MATCH	2016	2017	2018	2019
Indiana Department of Transportation	1400592	Init.	SR 29	Bridge Rehabilitation Or Repair	0.48 mi N of SR 22 (over Wildcat Creek)	LaPorte	0	STP		Bridge Construction	CN	\$61,600.00	\$15,400.00		\$77,000.00		
Indiana Department of Transportation	1400015	Init.	SR 22	Small Structure Replacement	0.997 mi. E. of SR 29	Greenfield	0	STP		Bridge Construction	CN	\$387,730.40	\$96,932.60				\$484,663.00
										Bridge ROW	RW	\$8,000.00	\$2,000.00				\$10,000.00
Indiana Department of Transportation	1401577	Init.	SR 25	Bridge Maintenance And Repair	Over CR 400W & WSRR; NB, 3.96 mi S of SR 29 - Str# 025-09-02723 NBI 80560	LaPorte	0	NHPP		Bridge Construction	CN	\$50,400.00	\$12,600.00		\$63,000.00		
Indiana Department of Transportation	1401578	Init.	SR 25	Bridge Maintenance And Repair	Over CR 400W & WSRR; SB, 3.95 mi S of SR 29 - Str# 025-09-02780 NBI 80562	LaPorte	0	NHPP		Bridge Construction	CN	\$12,000.00	\$3,000.00		\$15,000.00		
Indiana Department of Transportation	1401587	Init.	SR 29	Bridge Maintenance And Repair	0.48 mi N of SR 22 over Wildcat Creek	LaPorte	0	STP		Bridge Construction	CN	\$12,000.00	\$3,000.00		\$15,000.00		
Indiana Department of Transportation	1401643	Init.	US 421	Bridge Maintenance And Repair	SR 25 over US 421 NB	LaPorte	0	STP		Bridge Construction	CN	\$12,000.00	\$3,000.00		\$15,000.00		
Indiana Department of Transportation	1401644	Init.	US 421	Bridge Maintenance And Repair	SR 25 over US 421 SB	LaPorte	0	STP		Bridge Construction	CN	\$17,600.00	\$4,400.00		\$22,000.00		

Carroll County Total

Federal: \$7,139,601.95 Match :\$2,110,527.23 2016: \$4,615,052.18 2017: \$4,140,414.00 2018: 2019: \$494,663.00

*Estimated Costs left to Complete Project column is for costs that may extend beyond the four years of a STIP. This column is not fiscally constrained and is for information purposes.

Indiana Department of Transportation (INDOT)
 State Preservation and Local Initiated Projects FY 2016 - 2019

SPONSOR	DES	STIP NAME	ROUTE	WORK TYPE	LOCATION	DISTRICT	MILES	FEDERAL CATEGORY	Estimated Cost left to Complete Project*	PROGRAM	PHASE	FEDERAL	MATCH	2016	2017	2018	2019
Cass County																	
Indiana Department of Transportation	1297024	Init.	US 24	Bridge Deck Overlay	Bridge at US 35, 1.3 miles W of SR 25	LaPorte	0	NHPP		Bridge Construction	CN	\$665,600.00	\$166,400.00	\$832,000.00			
Indiana Department of Transportation	1173393	Init.	SR 25	Bridge Replacement, Concrete	bridge over the Eel River, 0.32mi S of SR 17	LaPorte	0	STP		Bridge Consulting	PE	\$270,480.00	\$67,620.00	\$338,100.00			
										Bridge Construction	CN	\$1,915,200.00	\$478,800.00		\$2,394,000.00		
Logansport	1172434	Init.	ST 1011	Intersect. Improv. W/ New Signals	Intersection Improvement 18th Street at Main Street	LaPorte	0	STP		Demonstration Fund Program	CN	\$65,809.00	\$0.00	\$65,809.00			
										SMFR	CN	\$440,000.00	\$0.00	\$440,000.00			
										Group III Program	CN	\$1,242,000.00	\$0.00	\$1,242,000.00			
Indiana Department of Transportation	1297021	Init.	US 24	Bridge Deck Overlay	Bridge over SR 25 and NS RR	LaPorte	0	NHPP		Bridge Construction	CN	\$1,184,800.00	\$296,200.00		\$1,481,000.00		
										Bridge Construction	PE	\$20,000.00	\$5,000.00	\$25,000.00			
Indiana Department of Transportation	1297022	Init.	US 24	Bridge Deck Overlay	Bridge over Conrail, 0.12 miles W of SR 25	LaPorte	0	NHPP		Bridge Construction	PE	\$20,000.00	\$5,000.00	\$25,000.00			
										Bridge Construction	CN	\$808,000.00	\$202,000.00		\$1,010,000.00		
Indiana Department of Transportation	1297023	Init.	US 24	Bridge Deck Overlay	Bridge over Conrail, 1.20 miles W of SR 25	LaPorte	0	NHPP		Bridge Construction	CN	\$944,800.00	\$236,200.00		\$1,181,000.00		
Indiana Department of Transportation	1296643	Init.	US 24	Bridge Deck Overlay	Bridge over Winamac Southern RR, 4.27 miles W of US 35	LaPorte	0	NHPP		Bridge Consulting	PE	\$34,560.00	\$8,640.00	\$43,200.00			
										Bridge Construction	CN	\$455,200.00	\$113,800.00			\$569,000.00	
Cass County	1297540	Init.	IR 1001	Road Reconstruction (3R/4R Standards)	CR 400S, from SR25 to CR 400W Phase 1	LaPorte	0	STP		100% Local Funds	PE	\$0.00	\$70,000.00		\$70,000.00		
										Group IV Program	PE	\$240,000.00	\$0.00		\$240,000.00		
										SMFR	CN	\$330,000.00	\$0.00		\$330,000.00		
										Group IV Program	CN	\$1,314,000.00	\$0.00		\$1,314,000.00		
										100% Local Funds	RW	\$0.00	\$0.00	\$0.00	\$0.00	\$0.00	\$0.00

*Estimated Costs left to Complete Project column is for costs that may extend beyond the four years of a STIP. This column is not fiscally constrained and is for information purposes.

Indiana Department of Transportation (INDOT)
 State Preservation and Local Initiated Projects FY 2016 - 2019

SPONSOR	DES	STIP NAME	ROUTE	WORK TYPE	LOCATION	DISTRICT	MILES	FEDERAL CATEGORY	Estimated Cost left to Complete Project*	PROGRAM	PHASE	FEDERAL	MATCH	2016	2017	2018	2019
Cass County	1297540	Init.	IR 1001	Road Reconstruction (3R/4R Standards)	CR 400S, from SR25 to CR 400W Phase 1	LaPorte	0	STP		Group IV Program	RW	\$0.00	\$0.00	\$0.00	\$0.00	\$0.00	\$0.00
										100% Local Funds	CN	\$0.00	\$0.00	\$0.00	\$0.00	\$0.00	\$0.00
Indiana Department of Transportation	0300773	Init.	SR 25	HMA Overlay, Preventive Maintenance	from SR 17 to the Eel River, 0.6 mi N of SR 17	LaPorte	.573	NHPP		Road Construction	CN	\$603,200.00	\$150,800.00	\$754,000.00			
Indiana Department of Transportation	1297135	Init.	SR 25	Relinquishments/Road Transfer	(old SR 25) In Logansport - West City Limits to Eel River	LaPorte	1.59	STP		SMFR	CN	\$480,000.00	\$120,000.00	\$600,000.00			
										Statewide Construction	CN	\$1,920,000.00	\$480,000.00	\$2,400,000.00			
Galveston	1383313	Init.	ST 1001	Bike/Pedestrian Facilities	Washington Street and Howard Street Sidewalk Improvement Project	LaPorte	.417	STP		Local Transportation Alternatives	RW	\$0.00	\$0.00	\$0.00			
										100% Local Funds	PE	\$0.00	\$12,900.00	\$12,900.00			
										Local Transportation Alternatives	CN	\$136,800.00	\$0.00		\$136,800.00		
										Local Transportation Alternatives	PE	\$51,600.00	\$0.00	\$51,600.00			
										100% Local Funds	CN	\$0.00	\$34,200.00		\$34,200.00		
										100% Local Funds	RW	\$0.00	\$22,100.00	\$22,100.00			
Cass County	1383352	Init.	IR 1012	Road Reconstruction (3R/4R Standards)	CR400S Phase 2 (of SR25 to SR29) - 1.05 mi. Beginning ~0.50 mi. East of SR25	LaPorte	1.05	STP		SMFR	CN	\$441,666.00	\$0.00			\$441,666.00	
										100% Local Funds	RW	\$0.00	\$39,200.00	\$14,200.00	\$25,000.00		
										Group IV Program	CN	\$2,346,480.00	\$0.00			\$2,346,480.00	
										Group IV Program	RW	\$156,800.00	\$0.00	\$56,800.00	\$100,000.00		
										100% Local Funds	CN	\$0.00	\$144,954.00			\$144,954.00	
Indiana Department of Transportation	1400590	Init.	US 24	Bridge Rehabilitation Or Repair	Over the Wabash River;4.91 mi E of E jct US 35, WBL	LaPorte	0	NHPP		Bridge Construction	CN	\$76,000.00	\$19,000.00		\$95,000.00		
Indiana Department of Transportation	1400591	Init.	US 24	Bridge Rehabilitation Or Repair	Over the Wabash River;4.91 mi E of E jct US 35, EBL	LaPorte	0	NHPP		Bridge Construction	CN	\$84,800.00	\$21,200.00		\$106,000.00		

*Estimated Costs left to Complete Project column is for costs that may extend beyond the four years of a STIP. This column is not fiscally constrained and is for information purposes.

Indiana Department of Transportation (INDOT)
 State Preservation and Local Initiated Projects FY 2016 - 2019

SPONSOR	DES	STIP NAME	ROUTE	WORK TYPE	LOCATION	DISTRICT	MILES	FEDERAL CATEGORY	Estimated Cost left to Complete Project*	PROGRAM	PHASE	FEDERAL	MATCH	2016	2017	2018	2019
Cass County	1400932	Init.	IR 1005	Bridge Inspections	County wide Bridge Inspections	LaPorte	0	STP		Local Bridge Program	PE	\$78,740.99	\$0.00		\$78,740.99		
										Local Bridge Program	CN	\$0.00	\$0.00		\$0.00		
										100% Local Funds	PE	\$0.00	\$19,685.25		\$19,685.25		
Cass County	1400776	Init.	IR 1012	Road Reconstruction (3R/4R Standards)	CR400S Phase 3 (of SR25 to SR29) - 1.10 mi. Beginning ~1.55 mi. East SR25	LaPorte	1.1	STP		SMFR	CN	\$553,334.00	\$0.00				\$553,334.00
										100% Local Funds	CN	\$0.00	\$172,026.00				\$172,026.00
										100% Local Funds	RW	\$0.00	\$44,820.00	\$12,500.00	\$32,320.00		
										Group IV Program	CN	\$2,901,440.00	\$0.00				\$2,901,440.00
										Group IV Program	RW	\$179,280.00	\$0.00	\$50,000.00	\$129,280.00		
Cass County	1400848	Init.	ST 1011	Bridge Rehabilitation Or Repair	Cass bridge #121 (18th St) over the Wabash River near Logansport	LaPorte	.107	STP		Local Bridge Program	PE	\$0.00	\$0.00	\$0.00	\$0.00	\$0.00	\$0.00
										Local Bridge Program	CN	\$744,000.00	\$0.00			\$744,000.00	
										100% Local Funds	PE	\$0.00	\$0.00	\$0.00	\$0.00	\$0.00	\$0.00
										100% Local Funds	CN	\$0.00	\$186,000.00			\$186,000.00	
Indiana Department of Transportation	1383616	Init.	US 24	Other Intersection Improvement	at CR 600 E, J-Turn	LaPorte	0	NHPP		Safety Consulting	PE	\$40,000.00	\$10,000.00		\$50,000.00		
										Safety Construction	CN	\$869,600.00	\$217,400.00				\$1,087,000.00
Indiana Department of Transportation	1383622	Init.	US 24	Other Intersection Improvement	at Logansport Rd; J-Turn	LaPorte	0	NHPP		Safety Consulting	PE	\$40,000.00	\$10,000.00		\$50,000.00		
										Safety Construction	CN	\$869,600.00	\$217,400.00				\$1,087,000.00
Indiana Department of Transportation	1401579	Init.	SR 25	Bridge Maintenance And Repair	Over NS RR & WS RR Spur; NB, 3.47 mi S of SR 29	LaPorte	0	NHPP		Bridge Construction	CN	\$40,800.00	\$10,200.00		\$51,000.00		
Indiana Department of Transportation	1401580	Init.	SR 25	Bridge Maintenance And Repair	Over NS RR & WS RR Spur; SB, 3.47 mi S of SR 29	LaPorte	0	NHPP		Bridge Construction	CN	\$12,000.00	\$3,000.00		\$15,000.00		

*Estimated Costs left to Complete Project column is for costs that may extend beyond the four years of a STIP. This column is not fiscally constrained and is for information purposes.

Indiana Department of Transportation (INDOT)
 State Preservation and Local Initiated Projects FY 2016 - 2019

SPONSOR	DES	STIP NAME	ROUTE	WORK TYPE	LOCATION	DISTRICT	MILES	FEDERAL CATEGORY	Estimated Cost left to Complete Project*	PROGRAM	PHASE	FEDERAL	MATCH	2016	2017	2018	2019
Indiana Department of Transportation	1401581	Init.	SR 25	Bridge Maintenance And Repair	Over CR 50 (Kokomo Pike) NB, 0.64 mi E of SR 25	LaPorte	0	NHPP		Bridge Construction	CN	\$12,000.00	\$3,000.00		\$15,000.00		
Indiana Department of Transportation	1401582	Init.	SR 25	Bridge Maintenance And Repair	Over CR 50 (Kokomo Pike) SB, 0.64 mi E of SR 25	LaPorte	0	NHPP		Bridge Construction	CN	\$12,000.00	\$3,000.00		\$15,000.00		

Cass County Total

Federal: \$22,600,589.99 Match :\$3,590,545.25 2016: \$6,985,209.00 2017: \$8,973,026.24 2018: \$4,432,100.00 2019: \$5,800,800.00

*Estimated Costs left to Complete Project column is for costs that may extend beyond the four years of a STIP. This column is not fiscally constrained and is for information purposes.

Indiana Department of Transportation (INDOT)
 State Preservation and Local Initiated Projects FY 2016 - 2019

SPONSOR	DES	STIP NAME	ROUTE	WORK TYPE	LOCATION	DISTRICT	MILES	FEDERAL CATEGORY	Estimated Cost left to Complete Project*	PROGRAM	PHASE	FEDERAL	MATCH	2016	2017	2018	2019
Clark County																	
Indiana Department of Transportation	1296988	Init.	I 65	Bridge Deck Overlay	3.31 miles N of SR-311 over Perry Crossing Road on I-65 NB	Seymour	0	Interstate		Bridge Construction	PE	\$0.00	\$0.00		\$0.00		
										Bridge Construction	CN	\$0.00	\$0.00		\$0.00	\$0.00	
Indiana Department of Transportation	1296992	Init.	I 65	Bridge Deck Overlay	3.31 miles N of SR-311 over Perry Crossing Road on I-65 SB	Seymour	0	Interstate		Bridge Construction	CN	\$0.00	\$0.00		\$0.00	\$0.00	
										Bridge Construction	PE	\$0.00	\$0.00		\$0.00		
Indiana Department of Transportation	0100712	Init.	SR 60	Intersect. Improv. W/ Added Turn Lanes	At St. Joe Road (E jct), 1.72 miles W of SR 311	Seymour	.264	STP		Bridge Consulting	PE	\$6,000.00	\$1,500.00	\$7,500.00			
										Safety ROW	RW	\$72,000.00	\$18,000.00	\$90,000.00			
										Safety Construction	CN	\$420,800.00	\$105,200.00		\$526,000.00		
Indiana Department of Transportation	0100713	Init.	SR 60	Intersect. Improv. W/ Added Turn Lanes	At St. Joe Road (W jct), 1.99 miles W of SR 311	Seymour	.01	STP		Safety Construction	CN	\$460,000.00	\$115,000.00		\$575,000.00		
										Safety ROW	RW	\$72,000.00	\$18,000.00	\$90,000.00			
Indiana Department of Transportation	1382541	Init.	SR 60	Br Repl, Precast 3 Sided Culvert	Bridge over Elk Run	Seymour	0	STP		Safety Construction	CN	\$208,000.00	\$52,000.00		\$260,000.00		
Indiana Department of Transportation	0711017	Init.	SR 60	Intersect. Improv. W/ Added Turn Lanes	At Perry's Crossing Road	Seymour	0	STP		Safety ROW	RW	\$56,000.00	\$14,000.00	\$70,000.00			
										Safety Consulting	PE	\$20,000.00	\$5,000.00	\$25,000.00			
										Safety Construction	CN	\$538,564.00	\$134,641.00	\$40,000.00	\$633,205.00		
Indiana Department of Transportation	0800072	Init.	SR 403	Br Repl, Reinforced Conc. Construction	0.98 miles E US-31 Bridge over Silver Creek	Seymour	.973	STP		Bridge ROW	RW	\$56,000.00	\$14,000.00	\$70,000.00			
										SMFR	CN	\$100,000.00	\$25,000.00		\$125,000.00		
										Bridge Construction	CN	\$2,436,593.60	\$609,148.40		\$3,045,742.00		
Clark County	0710003	Init.	IR 1024	Road Reconstruction (3R/4R Standards)	Bethany Road; 2.73 mi from SR 62 to SR 403	Seymour	2.73	STP		SMFR	RW	\$125,000.00	\$0.00	\$125,000.00			
										SMFR	PE	\$164,000.00	\$0.00		\$164,000.00		

*Estimated Costs left to Complete Project column is for costs that may extend beyond the four years of a STIP. This column is not fiscally constrained and is for information purposes.

Indiana Department of Transportation (INDOT)
 State Preservation and Local Initiated Projects FY 2016 - 2019

SPONSOR	DES	STIP NAME	ROUTE	WORK TYPE	LOCATION	DISTRICT	MILES	FEDERAL CATEGORY	Estimated Cost left to Complete Project*	PROGRAM	PHASE	FEDERAL	MATCH	2016	2017	2018	2019
Clark County	0710003	Init.	IR 1024	Road Reconstruction (3R/4R Standards)	Bethany Road; 2.73 mi from SR 62 to SR 403	Seymour	2.73	STP		SMFR	CN	\$1,263,250.00	\$0.00		\$1,263,250.00		
										100% Local Funds	RW	\$0.00	\$0.00	\$0.00	\$0.00	\$0.00	\$0.00
										Group IV Program	PE	\$656,000.00	\$0.00		\$656,000.00		
										100% Local Funds	CN	\$0.00	\$0.00	\$0.00	\$0.00	\$0.00	\$0.00
										100% Local Funds	PE	\$0.00	\$0.00	\$0.00	\$0.00	\$0.00	\$0.00
										Group IV Program	CN	\$5,053,000.00	\$0.00		\$5,053,000.00		
										Group IV Program	RW	\$500,000.00	\$0.00	\$500,000.00			
Indiana Department of Transportation	1005446	Init.	SR 3	HMA Overlay, Preventive Maintenance	From SR-62 to 4/10th mile N 5th Street	Seymour	2.653	STP		Road Construction	CN	\$985,600.00	\$246,400.00	\$1,232,000.00			
Indiana Department of Transportation	1006237	Init.	I 65	Small Structure Paved Invert	0.09 miles S of US 31 and old SR 311 in the NB offramp	Seymour	0	Interstate		Bridge Construction	CN	\$304,209.90	\$33,801.10	\$338,011.00			
Indiana Department of Transportation	1006394	Init.	SR 60	Small Structure Replacement	SR 60 east of SR 135	Seymour	0	STP		Bridge ROW	RW	\$9,600.00	\$2,400.00	\$12,000.00			
										Bridge Consulting	PE	\$24,000.00	\$6,000.00		\$30,000.00		
										Bridge Construction	CN	\$352,937.60	\$88,234.40	\$10,000.00	\$431,172.00		
Indiana Department of Transportation	1296560	Init.	US 31	Small Structure Replacement	Small structure, 1.35 mile North of Memphis Road on US-31	Seymour	0	STP		Bridge ROW	RW	\$28,000.00	\$7,000.00	\$35,000.00			
										Bridge Construction	CN	\$357,440.00	\$89,360.00	\$20,000.00	\$426,800.00		
Indiana Department of Transportation	1382057	Init.	IR 1001	Partial 3-R	Old Salem Rd - From Utica (4th St) to SR265	Seymour	1	STP		Major New - ROW	RW	\$511,200.00	\$127,800.00	\$639,000.00			
										SMFR	CN	\$428,800.00	\$107,200.00	\$536,000.00			
										Group IV Program	CN	\$1,824,000.00	\$456,000.00	\$2,280,000.00			
Indiana Department of Transportation	1297480	Init.	I 65	Single Location Bridge Inspection	Inspection of John F Kennedy Bridge 2012-2017 - Payment to KY	Seymour	0	Interstate		Bridge Construction	CN	\$0.00	\$0.00	\$0.00			

*Estimated Costs left to Complete Project column is for costs that may extend beyond the four years of a STIP. This column is not fiscally constrained and is for information purposes.

Indiana Department of Transportation (INDOT)
 State Preservation and Local Initiated Projects FY 2016 - 2019

SPONSOR	DES	STIP NAME	ROUTE	WORK TYPE	LOCATION	DISTRICT	MILES	FEDERAL CATEGORY	Estimated Cost left to Complete Project*	PROGRAM	PHASE	FEDERAL	MATCH	2016	2017	2018	2019	
Indiana Department of Transportation	1297480	Init.	I 65	Single Location Bridge Inspection	Inspection of John F Kennedy Bridge 2012-2017 - Payment to KY	Seymour	0	Interstate		Bridge Consulting	PE	\$90,000.00	\$10,000.00		\$100,000.00			
Clark County	1382106	Init.	IR 1001	Bridge Inspections	inspection and re-inspection of county bridges 20 feet and greater in length	Seymour	0	STP		Local Bridge Program	CN	\$0.00	\$0.00	\$0.00	\$0.00	\$0.00	\$0.00	
										100% Local Funds	PE	\$0.00	\$0.00	\$0.00	\$0.00	\$0.00	\$0.00	
										Local Bridge Program	PE	\$0.00	\$0.00	\$0.00	\$0.00	\$0.00	\$0.00	\$0.00
Indiana Department of Transportation	1298629	Init.	SR 60	Bridge Replacement, Concrete	4.93 miles W of SR 111	Seymour	0	STP		Bridge ROW	RW	\$27,200.00	\$6,800.00		\$34,000.00			
										Bridge Construction	CN	\$548,371.20	\$137,092.80		\$17,000.00	\$668,464.00		
MPO - Louisville	1382612	Init.	VA 1038	New Road Construction	Port of Indiana to SR265 and from SR265 to and within River Ridge Development.	Seymour	4	STP		SMFR	CN	\$1,720,000.00	\$430,000.00	\$2,150,000.00				
										Major New - Construction	CN	\$2,320,000.00	\$580,000.00	\$2,900,000.00				
										Statewide Construction	CN	\$6,726,995.20	\$1,681,748.80	\$8,408,744.00				
										100% Local Funds	CN	\$4,000,000.00	\$1,000,000.00		\$5,000,000.00			
Indiana Department of Transportation	1400597	Init.	I 65	Added Travel Lanes	1.02 mi N of SR60 to 2.8 mi S of SR160 (.75 mi N of Memphis Rd)	Seymour	8.064	Interstate		Major New - ROW	RW	\$324,900.00	\$36,100.00	\$361,000.00				
										Major New - Consulting	PE	\$528,795.00	\$58,755.00	\$587,550.00				
										Road Construction	CN	\$2,322,000.00	\$258,000.00	\$2,580,000.00				
										Major New - Construction	CN	\$44,118,000.00	\$4,902,000.00	\$49,020,000.00				
										Major New - Construction	PE	\$3,321,000.00	\$369,000.00	\$3,690,000.00				
Clark County	1400779	Init.	ST 1022	Bike/Pedestrian Facilities	Located on various streets within the unincorporated community of New Washington	Seymour	1.01	STP		SMFR	RW	\$8,000.00	\$0.00		\$8,000.00			
										SMFR	CN	\$0.00	\$0.00	\$0.00	\$0.00	\$0.00	\$0.00	
										Local Transportation Alternatives	PE	\$0.00	\$0.00	\$0.00	\$0.00	\$0.00	\$0.00	

*Estimated Costs left to Complete Project column is for costs that may extend beyond the four years of a STIP. This column is not fiscally constrained and is for information purposes.

SPONSOR	DES	STIP NAME	ROUTE	WORK TYPE	LOCATION	DISTRICT	MILES	FEDERAL CATEGORY	Estimated Cost left to Complete Project*	PROGRAM	PHASE	FEDERAL	MATCH	2016	2017	2018	2019	
Clark County	1400779	Init.	ST 1022	Bike/Pedestrian Facilities	Located on various streets within the unincorporated community of New Washington	Seymour	1.01	STP		Local Transportation Alternatives	CN	\$720,000.00	\$0.00			\$720,000.00		
										100% Local Funds	CN	\$0.00	\$180,000.00			\$180,000.00		
										Local Trans Enhancement Program	PE	\$0.00	\$0.00	\$0.00	\$0.00	\$0.00	\$0.00	\$0.00
										Local Transportation Alternatives	RW	\$20,000.00	\$0.00		\$20,000.00			
										100% Local Funds	RW	\$0.00	\$0.00	\$0.00	\$0.00	\$0.00	\$0.00	\$0.00
										100% Local Funds	PE	\$0.00	\$0.00	\$0.00	\$0.00	\$0.00	\$0.00	\$0.00
Indiana Department of Transportation	1400142	Init.	I 65	Small Structure Pipe Lining	1.62 miles north of SR 160	Seymour	0	Interstate		Bridge Construction	CN	\$387,000.00	\$43,000.00				\$430,000.00	

Clark County Total

Federal: \$84,215,256.50 Match :\$11,968,181.50 2016: \$75,816,805.00 2017: \$18,368,169.00 2018: \$1,568,464.00 2019: \$430,000.00

*Estimated Costs left to Complete Project column is for costs that may extend beyond the four years of a STIP. This column is not fiscally constrained and is for information purposes.

Indiana Department of Transportation (INDOT)
 State Preservation and Local Initiated Projects FY 2016 - 2019

SPONSOR	DES	STIP NAME	ROUTE	WORK TYPE	LOCATION	DISTRICT	MILES	FEDERAL CATEGORY	Estimated Cost left to Complete Project*	PROGRAM	PHASE	FEDERAL	MATCH	2016	2017	2018	2019
Clay County																	
Indiana Department of Transportation	1400459	Init.	SR 46	Bridge Maintenance And Repair	Bridge over Hog Creek, 3.45 mi E of SR 59	Crawfordsville	0	STP		Bridge Construction	CN	\$0.00	\$0.00	\$0.00			
Indiana Department of Transportation	1006339	Init.	SR 59	Small Structure Replacement	1.48 mi N of US40	Crawfordsville	0	STP		Bridge ROW	RW	\$16,000.00	\$4,000.00	\$20,000.00			
										Bridge Construction	CN	\$376,000.00	\$94,000.00		\$470,000.00		
Indiana Department of Transportation	1006347	Init.	SR 246	Small Structure Replacement	1.82 mi E of SR 159	Crawfordsville	0	STP		Bridge ROW	RW	\$38,800.00	\$9,700.00	\$48,500.00			
										Bridge Construction	CN	\$240,800.00	\$60,200.00		\$301,000.00		
Indiana Department of Transportation	1006349	Init.	SR 246	Small Structure Replacement	2.26 mi E of SR 159	Crawfordsville	0	STP		Bridge ROW	RW	\$0.00	\$0.00	\$0.00			
										Bridge Construction	CN	\$0.00	\$0.00		\$0.00		
Indiana Department of Transportation	1173918	Init.	SR 42	Small Structure Pipe Lining	5.21 mi W of SR 59	Crawfordsville	0	STP		Bridge ROW	RW	\$0.00	\$0.00	\$0.00	\$0.00	\$0.00	\$0.00
										Bridge Construction	CN	\$84,000.00	\$21,000.00		\$105,000.00		
Indiana Department of Transportation	1173935	Init.	SR 59	Small Structure Pipe Lining	0.02 mi S of SR 246	Crawfordsville	0	STP		Bridge ROW	RW	\$4,000.00	\$1,000.00	\$5,000.00			
										Bridge Construction	CN	\$51,200.00	\$12,800.00		\$64,000.00		
Indiana Department of Transportation	1296229	Init.	SR 59	Small Structure Replacement	0.60 mi S of SR246	Crawfordsville	0	STP		Bridge ROW	RW	\$20,000.00	\$5,000.00	\$25,000.00			
										Bridge Construction	CN	\$138,400.00	\$34,600.00		\$173,000.00		
Indiana Department of Transportation	1297049	Init.	SR 42	Bridge Removal	Abandoned bridge over SR 42, 4.49 mi W of SR 59	Crawfordsville	0	STP		Bridge ROW	RW	\$8,000.00	\$2,000.00	\$10,000.00			
										Bridge Consulting	PE	\$28,000.00	\$7,000.00	\$35,000.00			
										Bridge Construction	CN	\$265,600.00	\$66,400.00		\$332,000.00		
Indiana Department of Transportation	1006290	Init.	SR 246	Replace Superstructure	3.00 mi E of SR 159 (Eel River)	Crawfordsville	0	STP		Bridge Consulting	PE	\$20,000.00	\$5,000.00	\$25,000.00			
										Bridge Construction	CN	\$1,676,000.00	\$419,000.00		\$2,095,000.00		

*Estimated Costs left to Complete Project column is for costs that may extend beyond the four years of a STIP. This column is not fiscally constrained and is for information purposes.

Indiana Department of Transportation (INDOT)
 State Preservation and Local Initiated Projects FY 2016 - 2019

SPONSOR	DES	STIP NAME	ROUTE	WORK TYPE	LOCATION	DISTRICT	MILES	FEDERAL CATEGORY	Estimated Cost left to Complete Project*	PROGRAM	PHASE	FEDERAL	MATCH	2016	2017	2018	2019
Indiana Department of Transportation	1006290	Init.	SR 246	Replace Superstructure	3.00 mi E of SR 159 (Eel River)	Crawfordsville	0	STP		Bridge ROW	RW	\$60,000.00	\$15,000.00	\$75,000.00			
Indiana Department of Transportation	1296404	Init.	SR 59	Scour Protection (Erosion)	4.65 mi S of SR 246 over Eel River	Crawfordsville	0	STP		Bridge Construction	CN	\$1,124,800.00	\$281,200.00		\$1,406,000.00		
Indiana Department of Transportation	1296226	Init.	SR 59	Small Structure Replacement	2.56 mi S of SR 246	Crawfordsville	0	STP		Bridge Consulting	PE	\$16,000.00	\$4,000.00	\$20,000.00			
										Bridge Construction	CN	\$442,400.00	\$110,600.00		\$553,000.00		
										Bridge ROW	RW	\$48,000.00	\$12,000.00	\$60,000.00			
Indiana Department of Transportation	0800910	Init.	SR 46	Bridge Replacement, Concrete	BR over Eel River, 4.84 mi E of SR 59	Crawfordsville	0	STP		District Other Consulting	PE	\$57,600.00	\$14,400.00	\$72,000.00			
										Bridge ROW	RW	\$200,000.00	\$50,000.00	\$250,000.00			
										Bridge Construction	CN	\$6,243,200.00	\$1,560,800.00		\$7,804,000.00		
Clay County	1382587	Init.	VA VARI	Bridge Inspections	Clay County Bridge inspections	Crawfordsville	0	Multiple		Local Bridge Program	CN	\$0.00	\$0.00	\$0.00			
										Local Bridge Program	PE	\$9,488.00	\$0.00	\$9,488.00			
										100% Local Funds	PE	\$0.00	\$2,372.00	\$2,372.00			
Indiana Department of Transportation	1298346	Init.	SR 46	Bridge Replacement, Other Construction	Bridge over Crooked Creek, 1.86 mi W of SR 59	Crawfordsville	0	STP		Bridge Construction	CN	\$1,049,600.00	\$262,400.00			\$1,312,000.00	
										Bridge ROW	RW	\$32,000.00	\$8,000.00		\$40,000.00		
										Bridge Consulting	PE	\$24,000.00	\$6,000.00	\$30,000.00			
Indiana Department of Transportation	1298348	Init.	SR 46	Bridge Replacement, Other Construction	Bridge over Killon Ditch, 4.03 mi E of SR 59	Crawfordsville	0	STP		Bridge ROW	RW	\$32,000.00	\$8,000.00		\$40,000.00		
										Bridge Construction	CN	\$1,569,600.00	\$392,400.00			\$1,962,000.00	
										Bridge Consulting	PE	\$16,000.00	\$4,000.00	\$20,000.00			
Indiana Department of Transportation	1298343	Init.	SR 159	New Br, Pipe Arch Or Culvert	2.35 mi S of SR 246	Crawfordsville	0	STP		Bridge Construction	CN	\$379,200.00	\$94,800.00			\$474,000.00	

*Estimated Costs left to Complete Project column is for costs that may extend beyond the four years of a STIP. This column is not fiscally constrained and is for information purposes.

Indiana Department of Transportation (INDOT)
 State Preservation and Local Initiated Projects FY 2016 - 2019

SPONSOR	DES	STIP NAME	ROUTE	WORK TYPE	LOCATION	DISTRICT	MILES	FEDERAL CATEGORY	Estimated Cost left to Complete Project*	PROGRAM	PHASE	FEDERAL	MATCH	2016	2017	2018	2019
Indiana Department of Transportation	1298343	Init.	SR 159	New Br, Pipe Arch Or Culvert	2.35 mi S of SR 246	Crawfordsville	0	STP		Bridge ROW	RW	\$20,000.00	\$5,000.00		\$25,000.00		
										Bridge Consulting	PE	\$24,000.00	\$6,000.00	\$30,000.00			
Indiana Department of Transportation	1298503	Init.	SR 159	Small Structure Replacement	2.23 mi N of SR 48	Crawfordsville	0	STP		Bridge ROW	RW	\$16,000.00	\$4,000.00		\$20,000.00		
										Bridge Consulting	PE	\$12,000.00	\$3,000.00	\$15,000.00			
										Bridge Construction	CN	\$273,600.00	\$68,400.00			\$342,000.00	
Brazil	1173396	Init.	VA VARI	Signing Installation / Repair	Multiple locations in Brazil sign replacement	Crawfordsville	0	Multiple		100% Local Funds	CN	\$0.00	\$29,724.65	\$29,724.65			
										Local Safety Program	CN	\$150,299.85	\$0.00	\$150,299.85			
Indiana Department of Transportation	1400553	Init.	SR 46	Bridge Thin Deck Overlay	Bridge over Brush Creek, 3.05 mi W of SR 59	Crawfordsville	0	STP		Bridge Construction	CN	\$78,400.00	\$19,600.00	\$98,000.00			
Indiana Department of Transportation	1400559	Init.	I 70	Bridge Thin Deck Overlay	CR 300 W over I-70, 1.99 mi W of SR 59	Crawfordsville	0	Interstate		Bridge Construction	CN	\$87,300.00	\$9,700.00	\$97,000.00			
Indiana Department of Transportation	1401679	Init.	SR 246	Bridge Thin Deck Overlay	Bridge over Lafferty Ditch, 2.65 mi W of SR 59	Crawfordsville	0	STP		Bridge Construction	CN	\$37,680.00	\$9,420.00		\$47,100.00		
Indiana Department of Transportation	1401680	Init.	SR 246	Bridge Thin Deck Overlay	Bridge over Conneley Ditch, 1.72 mi W of SR 59	Crawfordsville	0	STP		Bridge Construction	CN	\$54,800.00	\$13,700.00		\$68,500.00		

Clay County Total
 Federal: \$15,024,767.85 Match :\$3,736,216.65 2016: \$1,127,384.50 2017: \$13,543,600.00 2018: \$4,090,000.00 2019: \$0.00

*Estimated Costs left to Complete Project column is for costs that may extend beyond the four years of a STIP. This column is not fiscally constrained and is for information purposes.

Indiana Department of Transportation (INDOT)
 State Preservation and Local Initiated Projects FY 2016 - 2019

SPONSOR	DES	STIP NAME	ROUTE	WORK TYPE	LOCATION	DISTRICT	MILES	FEDERAL CATEGORY	Estimated Cost left to Complete Project*	PROGRAM	PHASE	FEDERAL	MATCH	2016	2017	2018	2019
Clinton County																	
Indiana Department of Transportation	0710346	Init.	I 65	Bridge Deck Overlay	SBL over Manson-Colfax Co Rd, 3.37 mi S of SR 28	Crawfordsville	0	Interstate		Bridge Consulting	PE	\$54,000.00	\$6,000.00	\$60,000.00			
										Bridge Construction	CN	\$668,700.00	\$74,300.00		\$743,000.00		
Indiana Department of Transportation	0710421	Init.	I 65	Bridge Deck Overlay	NBL over Manson-Colfax Co Rd, 3.37mi S of SR 28	Crawfordsville	0	Interstate		Bridge Construction	CN	\$616,500.00	\$68,500.00		\$685,000.00		
Clinton County	0900836	Init.	IR 1015	Bridge Replacement, Concrete	BR# 32 over S. Fork of Wildcat Creek on CR 575 W . .	Crawfordsville	.17	STP		Local Bridge Program	CN	\$744,157.00	\$0.00	\$744,157.00			
										100% Local Funds	CN	\$0.00	\$334,683.00	\$334,683.00			
Frankfort	1173130	Init.	ST 1020	Road Reconstruction (3R/4R Standards)	S Maish Road from approx. 170 Ft S of Haven Ave to approx 250 Ft S of US421/SR28	Crawfordsville	0	STP		100% Local Funds	PE	\$0.00	\$11,000.00	\$11,000.00			
										Group III Program	PE	\$44,000.00	\$0.00	\$44,000.00			
										Group III Program	RW	\$48,800.00	\$0.00	\$48,800.00			
										100% Local Funds	CN	\$0.00	\$738,380.00	\$738,380.00			
										Group III Program	CN	\$2,487,120.00	\$0.00	\$2,487,120.00			
										100% Local Funds	RW	\$0.00	\$12,200.00	\$12,200.00			
Indiana Department of Transportation	0900198	Init.	US 421	HMA Overlay, Preventive Maintenance	From N jct SR 38 to SR 26	Crawfordsville	5.234	STP		Road Construction	CN	\$936,000.00	\$234,000.00	\$1,170,000.00			
Indiana Department of Transportation	1006322	Init.	SR 26	Small Structure Replacement	2.10 mi W of US 421	Crawfordsville	0	NHPP		Bridge Construction	CN	\$344,800.00	\$86,200.00	\$431,000.00			
Indiana Department of Transportation	1382826	Init.	SR 26	Small Structure Replacement	2.05 mi W of US 421	Crawfordsville	0	NHPP		Bridge Construction	CN	\$42,400.00	\$10,600.00	\$53,000.00			
Indiana Department of Transportation	1296131	Init.	I 65	Bridge Deck Overlay	NBL, over Brush Creek. 4.89 mi N of SR 47	Crawfordsville	0	Interstate		Bridge Consulting	PE	\$184,500.00	\$20,500.00	\$205,000.00			
										Bridge Construction	CN	\$286,200.00	\$31,800.00		\$318,000.00		
Indiana Department of Transportation	1296133	Init.	I 65	Bridge Deck Overlay	SBL, over Brush Creek. 4.89 mi N of SR 47	Crawfordsville	0	Interstate		Bridge Consulting	PE	\$45,000.00	\$5,000.00	\$50,000.00			
										Bridge Construction	CN	\$286,200.00	\$31,800.00		\$318,000.00		

*Estimated Costs left to Complete Project column is for costs that may extend beyond the four years of a STIP. This column is not fiscally constrained and is for information purposes.

Indiana Department of Transportation (INDOT)
 State Preservation and Local Initiated Projects FY 2016 - 2019

SPONSOR	DES	STIP NAME	ROUTE	WORK TYPE	LOCATION	DISTRICT	MILES	FEDERAL CATEGORY	Estimated Cost left to Complete Project*	PROGRAM	PHASE	FEDERAL	MATCH	2016	2017	2018	2019
Indiana Department of Transportation	1296135	Init.	I 65	Bridge Deck Overlay	CR 900W, over I-65, 1.41 mi N of SR 28	Crawfordsville	0	Interstate		Bridge Consulting	PE	\$7,470.00	\$830.00	\$8,300.00			
										Bridge Construction	CN	\$558,900.00	\$62,100.00		\$621,000.00		
Indiana Department of Transportation	1296666	Init.	US 421	HMA Overlay, Preventive Maintenance	From 4.48 mi N of SR 29 (E CL Frankfort) to 0.73 mi E of SR 39 (N Jct Hoke Ave)	Crawfordsville	.943	STP		Road Construction	CN	\$480,800.00	\$120,200.00		\$601,000.00		
Indiana Department of Transportation	1401678	Init.	US 421	Bridge Thin Deck Overlay	Bridge over Prairie Creek, 0.06 mi S of SR 39	Crawfordsville	0	STP		Bridge Construction	CN	\$32,960.00	\$8,240.00		\$41,200.00		
Indiana Department of Transportation	0900196	Init.	US 421	HMA Overlay, Functional	From 0.50 mi N of SR 38 (N Corp Limit Kirklin) to N jct SR 28	Crawfordsville	5.444	STP		Road Construction	CN	\$1,862,400.00	\$465,600.00		\$2,328,000.00		
Indiana Department of Transportation	1401677	Init.	US 421	Bridge Thin Deck Overlay	Bridge over Sugar Creek, 1.11 mi N of SR 38	Crawfordsville	0	STP		Bridge Construction	CN	\$116,560.00	\$29,140.00		\$145,700.00		
Clinton County	1297552	Init.	IR 1024	Road Rehabilitation (3R/4R Standards)	CR 450 from Colfax Manson Rd to SR 28	Crawfordsville	0	STP		Group IV Program	RW	\$0.00	\$0.00	\$0.00	\$0.00	\$0.00	\$0.00
										Group IV Program	CN	\$2,917,480.00	\$0.00		\$2,917,480.00		
										100% Local Funds	RW	\$0.00	\$0.00	\$0.00	\$0.00	\$0.00	\$0.00
										100% Local Funds	CN	\$0.00	\$762,520.00		\$762,520.00		
Indiana Department of Transportation	1296165	Init.	VA VARI	Bridge Painting	Locations within Clinton County (NBI#s 13330 & 32200)	Crawfordsville	0	Multiple		Bridge Construction	CN	\$109,600.00	\$27,400.00		\$137,000.00		
Indiana Department of Transportation	1296633	Init.	SR 26	HMA Overlay, Preventive Maintenance	From 1 mi W of SR 29 (CR500E) to 0.95 mi E of SR 29 (CR700E)	Crawfordsville	1.948	NHPP		Road Construction	CN	\$0.00	\$0.00		\$0.00		
Indiana Department of Transportation	1296175	Init.	SR 26	Small Structure Replacement	0.53 mi E of SR 29	Crawfordsville	0	NHPP		Bridge Consulting	PE	\$12,000.00	\$3,000.00	\$15,000.00			
										Bridge Construction	CN	\$188,000.00	\$47,000.00		\$235,000.00		
										Bridge ROW	RW	\$16,000.00	\$4,000.00	\$20,000.00			
Indiana Department of Transportation	1298377	Init.	SR 38	Bridge Deck Replacement	Bridge over Sugar Creek, 1.90 mi W of US 421	Crawfordsville	0	STP		Bridge Construction	CN	\$722,400.00	\$180,600.00			\$903,000.00	
										Bridge Consulting	PE	\$0.00	\$0.00	\$0.00	\$0.00	\$0.00	\$0.00
Frankfort	1383416	Init.	ST 1016	Road Reconstruction (3R/4R Standards)	Washington Avenue from Washington Street to Hoke Avenue	Crawfordsville	.705	STP		Group III Program	CN	\$2,112,280.00	\$0.00		\$2,112,280.00		

*Estimated Costs left to Complete Project column is for costs that may extend beyond the four years of a STIP. This column is not fiscally constrained and is for information purposes.

Indiana Department of Transportation (INDOT)
 State Preservation and Local Initiated Projects FY 2016 - 2019

SPONSOR	DES	STIP NAME	ROUTE	WORK TYPE	LOCATION	DISTRICT	MILES	FEDERAL CATEGORY	Estimated Cost left to Complete Project*	PROGRAM	PHASE	FEDERAL	MATCH	2016	2017	2018	2019
Frankfort	1383416	Init.	ST 1016	Road Reconstruction (3R/4R Standards)	Washington Avenue from Washington Street to Hoke Avenue	Crawfordsville	.705	STP		100% Local Funds	RW	\$0.00	\$40,000.00	\$40,000.00			
										100% Local Funds	CN	\$0.00	\$547,880.00		\$547,880.00		
										Group III Program	RW	\$160,000.00	\$0.00	\$160,000.00			
Indiana Department of Transportation	0710459	Init.	I 65	Bridge Deck Overlay	SBL BR over Little Potato Creek, 1.82 mi S of SR 28	Crawfordsville	0	Interstate		Bridge Consulting	PE	\$54,000.00	\$6,000.00	\$60,000.00			
										Bridge Construction	CN	\$561,600.00	\$62,400.00			\$624,000.00	
Indiana Department of Transportation	0710460	Init.	I 65	Bridge Deck Overlay	NBL BR over Little Potato Creek, 1.82 mi S of SR 28	Crawfordsville	0	Interstate		Bridge Construction	CN	\$484,200.00	\$53,800.00			\$538,000.00	
Indiana Department of Transportation	1400525	Init.	SR 26	Bridge Thin Deck Overlay	Bridge over Middle Fork Wildcat Cree, 3.63 mi W of US 421	Crawfordsville	0	NHPP		Bridge Construction	CN	\$143,200.00	\$35,800.00	\$179,000.00			
Indiana Department of Transportation	1400552	Init.	SR 38	Bridge Thin Deck Overlay	Bridge over S Fork Wildcat Cree, 4.02 mi W of US 421	Crawfordsville	0	STP		Bridge Construction	CN	\$61,600.00	\$15,400.00	\$77,000.00			
Indiana Department of Transportation	1400557	Init.	US 421	Bridge Thin Deck Overlay	Bridge over Scott Ditch, 1.99 mi N of SR 38	Crawfordsville	0	STP		Bridge Construction	CN	\$57,600.00	\$14,400.00	\$72,000.00			
Indiana Department of Transportation	1400558	Init.	US 421	Bridge Thin Deck Overlay	Bridge over Blinn Ditch, 1.68 mi N of SR 75	Crawfordsville	0	STP		Bridge Construction	CN	\$55,200.00	\$13,800.00	\$69,000.00			
Indiana Department of Transportation	1401671	Init.	SR 26	Bridge Thin Deck Overlay	Bridge over Whiteman Ditch, 0.93 mi W of SR 29	Crawfordsville	0	NHPP		District Other Construction	CN	\$62,400.00	\$15,600.00	\$78,000.00			
										Bridge Construction	CN	\$0.00	\$0.00	\$0.00	\$0.00	\$0.00	\$0.00
Frankfort	1400855	Init.	ST 1001	Bike/Pedestrian Facilities	Various city streets in the city of Frankfort	Crawfordsville	2	STP		Local Transportation Alternatives	PE	\$43,600.00	\$0.00	\$43,600.00			
										100% Local Funds	PE	\$0.00	\$10,900.00	\$10,900.00			
										Local Transportation Alternatives	CN	\$156,400.00	\$0.00			\$156,400.00	
										100% Local Funds	CN	\$0.00	\$39,100.00			\$39,100.00	
Indiana Department of Transportation	1400222	Init.	US 421	Bridge Deck Replacement	1.76 mi S of SR 26	Crawfordsville	0	STP		Bridge Construction	CN	\$316,000.00	\$79,000.00				\$395,000.00
										Bridge Consulting	PE	\$76,000.00	\$19,000.00	\$95,000.00			

*Estimated Costs left to Complete Project column is for costs that may extend beyond the four years of a STIP. This column is not fiscally constrained and is for information purposes.

Indiana Department of Transportation (INDOT)
 State Preservation and Local Initiated Projects FY 2016 - 2019

SPONSOR	DES	STIP NAME	ROUTE	WORK TYPE	LOCATION	DISTRICT	MILES	FEDERAL CATEGORY	Estimated Cost left to Complete Project*	PROGRAM	PHASE	FEDERAL	MATCH	2016	2017	2018	2019
Indiana Department of Transportation	1400257	Init.	US 421	HMA Overlay, Functional	From SR 29 to 1.52 mi E of SR 39	Crawfordsville	4.795	STP		Road Construction	CN	\$1,754,400.00	\$438,600.00				\$2,193,000.00
Indiana Department of Transportation	1400263	Init.	SR 26	Road Rehabilitation (3R/4R Standards)	From 0.62 mi E of US 421 to 0.38 mi E of SR 75	Crawfordsville	3.426	NHPP		Safety Consulting	PE	\$144,000.00	\$36,000.00	\$170,000.00	\$10,000.00		
										Safety Construction	CN	\$4,154,400.00	\$1,038,600.00				\$5,193,000.00
										Safety ROW	RW	\$143,200.00	\$35,800.00		\$179,000.00		
Indiana Department of Transportation	1005600	Init.	SR 28	Road Rehabilitation (3R/4R Standards)	From 1.53 mi W of US 421 to US 421 (Jackson St)	Crawfordsville	1.52	STP		Road Consulting	PE	\$912,000.00	\$228,000.00	\$1,140,000.00			
										Road Construction	CN	\$808,800.00	\$202,200.00		\$1,011,000.00		
Indiana Department of Transportation	1006279	Init.	I 65	Bridge Deck Replacement & Widening	0.33 mi N of SR 28 (Abandoned RR SB)	Crawfordsville	0	Interstate		Bridge Consulting	PE	\$242,730.00	\$26,970.00	\$269,700.00			
										Bridge Construction	CN	\$1,731,600.00	\$192,400.00		\$1,924,000.00		
Indiana Department of Transportation	1006280	Init.	I 65	Bridge Deck Replacement & Widening	0.33 mi N of SR 28 (Abandoned RR NB)	Crawfordsville	0	Interstate		Bridge Construction	CN	\$1,731,600.00	\$192,400.00		\$1,924,000.00		

Clinton County Total
 Federal: \$29,779,757.00 Match :\$6,719,643.00 2016: \$8,896,840.00 2017: \$17,561,060.00 2018: \$2,260,500.00 2019: \$7,781,000.00

*Estimated Costs left to Complete Project column is for costs that may extend beyond the four years of a STIP. This column is not fiscally constrained and is for information purposes.

Indiana Department of Transportation (INDOT)
 State Preservation and Local Initiated Projects FY 2016 - 2019

SPONSOR	DES	STIP NAME	ROUTE	WORK TYPE	LOCATION	DISTRICT	MILES	FEDERAL CATEGORY	Estimated Cost left to Complete Project*	PROGRAM	PHASE	FEDERAL	MATCH	2016	2017	2018	2019
Crawford County																	
Indiana Department of Transportation	0101029	Init.	SR 62	Br Repl, Comp.Cont.Precast Conc. Beam	Bridge over Branch of Potts Creek, 1.70 miles E of SR 37	Vincennes	.01	STP		Bridge Construction	CN	\$984,000.00	\$246,000.00			\$1,230,000.00	
Indiana Department of Transportation	0500810	Init.	SR 62	Small Structure Replacement	1.70 miles E of SR 37	Vincennes	0	STP		Bridge Construction	CN	\$97,600.00	\$24,400.00			\$122,000.00	
Indiana Department of Transportation	1296550	Init.	I 64	Small Structure Pipe Lining	6.23 mile E of Jct of SR37 North	Vincennes	0	Interstate		Bridge Construction	CN	\$184,500.00	\$20,500.00			\$205,000.00	
Indiana Department of Transportation	1296561	Init.	I 64	Small Structure Pipe Lining	4.25 miles E of Jct of SR37	Vincennes	0	Interstate		Bridge Construction	CN	\$173,700.00	\$19,300.00			\$193,000.00	
Indiana Department of Transportation	1173588	Init.	SR 37	Small Structure Pipe Lining	2.9 mi E of SR 37 and SR 64 junction (SR 64 RP 69.73)	Vincennes	.102	STP		Bridge Construction	CN	\$107,200.00	\$26,800.00			\$134,000.00	
										Bridge ROW	RW	\$12,000.00	\$3,000.00	\$15,000.00			
Indiana Department of Transportation	1296564	Init.	SR 145	Small Structure Pipe Lining	0.52 mile N of Jct of SR164	Vincennes	0	STP		Bridge Construction	CN	\$127,200.00	\$31,800.00			\$159,000.00	
										Bridge ROW	RW	\$12,000.00	\$3,000.00	\$15,000.00			
Indiana Department of Transportation	1296996	Init.	SR 64	Bridge Deck Overlay	Over SR37, 7.24 mi W of SR66	Vincennes	0	STP		Bridge Consulting	PE	\$4,320.00	\$1,080.00	\$5,400.00			
										Bridge Construction	CN	\$482,400.00	\$120,600.00	\$603,000.00			
Indiana Department of Transportation	1296867	Init.	I 64	HMA Overlay, Functional	1.15 mi W of SR237 to 0.65 mi W of SR66	Vincennes	6.682	Interstate		Road Construction	CN	\$4,714,200.00	\$523,800.00			\$5,238,000.00	
										Road Consulting	PE	\$18,000.00	\$2,000.00	\$20,000.00			
Crawford County	0800729	Init.	IR 1009	Br Repl, Comp.Steel Beam (Simple Span)	Bridge #80 on Overhead Bridge Rd over Norfolk Southern RR	Vincennes	0	STP		100% Local Funds	CN	\$0.00	\$426,020.00	\$426,020.00			
										Local Bridge Program	CN	\$1,704,080.00	\$0.00	\$1,704,080.00			
Crawford County	1383657	Init.	IR 1001	Signing	County Wide roads in Crawford County, Indiana	Vincennes	473	STP		Local Safety Program	CN	\$100,600.00	\$0.00		\$100,600.00		
										Local Safety Program	PE	\$49,500.00	\$0.00	\$49,500.00			
										100% Local Funds	PE	\$0.00	\$5,500.00	\$5,500.00			
										100% Local Funds	CN	\$0.00	\$9,400.00		\$9,400.00		

*Estimated Costs left to Complete Project column is for costs that may extend beyond the four years of a STIP. This column is not fiscally constrained and is for information purposes.

Indiana Department of Transportation (INDOT)
 State Preservation and Local Initiated Projects FY 2016 - 2019

SPONSOR	DES	STIP NAME	ROUTE	WORK TYPE	LOCATION	DISTRICT	MILES	FEDERAL CATEGORY	Estimated Cost left to Complete Project*	PROGRAM	PHASE	FEDERAL	MATCH	2016	2017	2018	2019
Crawford County	1400804	Init.	IR 1014	Bridge Replacement	0.32 miles North of East Buzzards Roost Road over Mill Creek (Bridge 42)	Vincennes	.19	STP		Local Bridge Program	PE	\$313,600.00	\$0.00		\$313,600.00		
										100% Local Funds	PE	\$0.00	\$78,400.00		\$78,400.00		
										Local Bridge Program	RW	\$60,800.00	\$0.00		\$60,800.00		
										100% Local Funds	RW	\$0.00	\$15,200.00		\$15,200.00		
										Local Bridge Program	CN	\$1,790,400.00	\$0.00				\$1,790,400.00
										100% Local Funds	CN	\$0.00	\$447,600.00				\$447,600.00
Crawford County	1400825	Init.	IR 1017	Bridge Replacement	0.7 miles North of Beechwood Way (Bridge 43)	Vincennes	.21	STP		Local Bridge Program	PE	\$300,800.00	\$0.00		\$300,800.00		
										100% Local Funds	PE	\$0.00	\$75,200.00		\$75,200.00		
										Local Bridge Program	CN	\$1,691,200.00	\$0.00				\$1,691,200.00
										100% Local Funds	CN	\$0.00	\$422,800.00				\$422,800.00
										Local Bridge Program	RW	\$48,000.00	\$0.00		\$48,000.00		
										100% Local Funds	RW	\$0.00	\$12,000.00		\$12,000.00		
Indiana Department of Transportation	1400120	Init.	SR 145	Small Structure Pipe Lining	0.30 miles North of SR 164 Jct.	Vincennes	0	NHPP		Road Construction	CN	\$108,800.00	\$27,200.00				\$136,000.00
										Road Consulting	PE	\$9,600.00	\$2,400.00	\$12,000.00			
Indiana Department of Transportation	1400123	Init.	SR 37	Small Structure Replacement	2.70 miles North of SR 64 Jct.	Vincennes	0	STP		Bridge Construction	CN	\$362,400.00	\$90,600.00				\$453,000.00
										Bridge ROW	RW	\$52,800.00	\$13,200.00			\$66,000.00	
										Bridge Consulting	PE	\$122,400.00	\$30,600.00	\$153,000.00			
Indiana Department of Transportation	1400202	Init.	SR 237	Bridge Replacement, Concrete	Over Camp Fork Creek, 0.62 miles S of SR 64	Vincennes	0	STP		Bridge ROW	RW	\$175,200.00	\$43,800.00			\$219,000.00	

*Estimated Costs left to Complete Project column is for costs that may extend beyond the four years of a STIP. This column is not fiscally constrained and is for information purposes.

Indiana Department of Transportation (INDOT)
 State Preservation and Local Initiated Projects FY 2016 - 2019

SPONSOR	DES	STIP NAME	ROUTE	WORK TYPE	LOCATION	DISTRICT	MILES	FEDERAL CATEGORY	Estimated Cost left to Complete Project*	PROGRAM	PHASE	FEDERAL	MATCH	2016	2017	2018	2019
Indiana Department of Transportation	1400202	Init.	SR 237	Bridge Replacement, Concrete	Over Camp Fork Creek, 0.62 miles S of SR 64	Vincennes	0	STP		Bridge Construction	CN	\$1,249,600.00	\$312,400.00				\$1,562,000.00
										Bridge Consulting	PE	\$149,600.00	\$37,400.00	\$187,000.00			
Crawford County	1401222	Init.	MS 1005	Bridge Inspections	Inspection and re-inspection of bridges 20 feet or greater in length	Vincennes	0	Multiple		Local Bridge Program	PE	\$111,360.00	\$0.00		\$111,360.00		
										100% Local Funds	PE	\$0.00	\$27,840.00		\$27,840.00		
										Local Bridge Program	CN	\$0.00	\$0.00	\$0.00	\$0.00	\$0.00	\$0.00
Indiana Department of Transportation	1401374	Init.	SR 66	Surface Treatment, Thin HMA Overlay	From SR 62 to 0.58 mile South of SR 64	Vincennes	11.665	STP		Road Construction	CN	\$716,883.20	\$179,220.80	\$896,104.00			

Crawford County Total

Federal: \$16,034,743.20 Match :\$3,279,060.80 2016: \$4,091,604.00 2017: \$8,434,200.00 2018: \$285,000.00 2019: \$6,503,000.00

*Estimated Costs left to Complete Project column is for costs that may extend beyond the four years of a STIP. This column is not fiscally constrained and is for information purposes.

Indiana Department of Transportation (INDOT)
 State Preservation and Local Initiated Projects FY 2016 - 2019

SPONSOR	DES	STIP NAME	ROUTE	WORK TYPE	LOCATION	DISTRICT	MILES	FEDERAL CATEGORY	Estimated Cost left to Complete Project*	PROGRAM	PHASE	FEDERAL	MATCH	2016	2017	2018	2019
Daviess County																	
Indiana Department of Transportation	0901897	Init.	VA VARI	Pavement, Other	Glendale State Fish & Wildlife Area	Vincennes	0	STP		DNR/INST Construction	CN	\$160,000.00	\$40,000.00	\$200,000.00			
Indiana Department of Transportation	1296605	Init.	SR 58	Small Structure Pipe Lining	5.60 mile E of Jct of SR358	Vincennes	0	STP		Bridge Consulting	PE	\$16,160.00	\$4,040.00	\$20,200.00			
										Bridge ROW	RW	\$7,200.00	\$1,800.00		\$9,000.00		
										Bridge Construction	CN	\$70,784.00	\$17,696.00		\$88,480.00		
Indiana Department of Transportation	1296757	Init.	SR 57	Bridge Thin Deck Overlay	Over Veale Creek, 1.94 mi S of US50	Vincennes	0	NHPP		Bridge ROW	RW	\$29,480.00	\$7,370.00		\$36,850.00		
										Bridge Construction	CN	\$364,000.00	\$91,000.00			\$455,000.00	
Indiana Department of Transportation	1296806	Init.	SR 58	Bridge Replacement, Concrete	Over Smothers Creek, 1.34 mile E of I-69	Vincennes	0	STP		Bridge Construction	CN	\$797,600.00	\$199,400.00		\$997,000.00		
										Bridge Construction	PE	\$8,000.00	\$2,000.00		\$10,000.00		
										Bridge ROW	RW	\$120,000.00	\$30,000.00	\$150,000.00			
Daviess County	1382190	Init.	IR 1004	Bridge Inspections	Inspection and re-inspection of bridges 20 feet or greater in Daviess	Vincennes	0	Multiple		Local Bridge Program	CN	\$0.00	\$0.00		\$0.00		
										100% Local Funds	PE	\$0.00	\$19,190.00		\$19,190.00		
										Local Bridge Program	PE	\$76,760.00	\$0.00		\$76,760.00		
Indiana Department of Transportation	1298242	Init.	SR 57	Small Structure Replacement	0.36 mile S of the N Jct of SR 358	Vincennes	.03	NHPP		Bridge Consulting	PE	\$32,000.00	\$8,000.00	\$40,000.00			
										Bridge Construction	CN	\$265,448.80	\$66,362.20			\$331,811.00	
										Bridge ROW	RW	\$16,000.00	\$4,000.00	\$20,000.00			
Indiana Department of Transportation	1298243	Init.	SR 57	Small Structure Replacement	0.57 mile N of N Jct SR58	Vincennes	.05	NHPP		Bridge Construction	CN	\$214,520.80	\$53,630.20			\$268,151.00	
										Bridge ROW	RW	\$16,000.00	\$4,000.00	\$20,000.00			
										Bridge Construction	PE	\$140,000.00	\$35,000.00			\$175,000.00	

*Estimated Costs left to Complete Project column is for costs that may extend beyond the four years of a STIP. This column is not fiscally constrained and is for information purposes.

Indiana Department of Transportation (INDOT)
 State Preservation and Local Initiated Projects FY 2016 - 2019

SPONSOR	DES	STIP NAME	ROUTE	WORK TYPE	LOCATION	DISTRICT	MILES	FEDERAL CATEGORY	Estimated Cost left to Complete Project*	PROGRAM	PHASE	FEDERAL	MATCH	2016	2017	2018	2019
Indiana Department of Transportation	1298201	Init.	SP 50	Small Structure Replacement	0.60 miles W of US 50	Vincennes	0	Multiple		Bridge ROW	RW	\$16,000.00	\$4,000.00	\$20,000.00			
										Bridge Construction	CN	\$450,855.20	\$112,713.80			\$563,569.00	
Indiana Department of Transportation	1298199	Init.	US 50	Small Structure Replacement	7.62 miles E of SR 57	Vincennes	.133	NHPP		Bridge Construction	CN	\$349,281.60	\$87,320.40		\$200,000.00	\$236,602.00	
										Bridge ROW	RW	\$16,000.00	\$4,000.00	\$20,000.00			
Indiana Department of Transportation	1400288	Init.	US 50	Bridge Maintenance And Repair	Bridge Over White River EBL, 3.47 Miles East of SR 241	Vincennes	0	NHPP		Bridge Construction	CN	\$252,000.00	\$63,000.00	\$315,000.00			
Indiana Department of Transportation	1400289	Init.	US 50	Bridge Maintenance And Repair	Bridge Over White River WBL, 3.47 Miles East of SR 241	Vincennes	0	NHPP		Bridge Construction	CN	\$252,000.00	\$63,000.00	\$315,000.00			
Indiana Department of Transportation	1400303	Init.	US 50	Bridge Maintenance And Repair	Bridge Over Hurricane Creek EBL, 1.03 Miles East of SR 257	Vincennes	0	NHPP		Bridge Construction	CN	\$28,000.00	\$7,000.00	\$35,000.00			
Indiana Department of Transportation	1400304	Init.	US 50	Bridge Maintenance And Repair	Bridge Over Hurricane Creek WBL, 1.03 Miles East of SR 257	Vincennes	0	NHPP		Bridge Construction	CN	\$28,000.00	\$7,000.00	\$35,000.00			
Daviess County	1383329	Init.	IR 1033	Road Reconstruction (3R/4R Standards)	CR 900 E from CR 800 N to CR 1250 N	Vincennes	4.47	STP		100% Local Funds	RW	\$0.00	\$356,600.00	\$126,600.00	\$230,000.00		
										Group IV Program	RW	\$1,426,400.00	\$0.00	\$506,400.00	\$920,000.00		
										Group IV Program	PE	\$1,616,000.00	\$0.00		\$1,616,000.00		
										100% Local Funds	PE	\$0.00	\$404,000.00		\$404,000.00		
										100% Local Funds	CN	\$0.00	\$1,963,000.00		\$1,963,000.00		
										Group IV Program	CN	\$7,852,000.00	\$0.00		\$7,852,000.00		
Washington	1400816	Init.	ST 1001	Traffic Signals	Various signalized intersections in the City of Washington	Vincennes	3.5	STP		Local Safety Program	PE	\$26,550.00	\$0.00		\$26,550.00		
										100% Local Funds	PE	\$0.00	\$2,950.00		\$2,950.00		
										Local Safety Program	CN	\$186,300.00	\$0.00				\$186,300.00
										100% Local Funds	CN	\$0.00	\$20,700.00				\$20,700.00

*Estimated Costs left to Complete Project column is for costs that may extend beyond the four years of a STIP. This column is not fiscally constrained and is for information purposes.

Indiana Department of Transportation (INDOT)
 State Preservation and Local Initiated Projects FY 2016 - 2019

SPONSOR	DES	STIP NAME	ROUTE	WORK TYPE	LOCATION	DISTRICT	MILES	FEDERAL CATEGORY	Estimated Cost left to Complete Project*	PROGRAM	PHASE	FEDERAL	MATCH	2016	2017	2018	2019
Indiana Department of Transportation	1400127	Init.	SR 558	Small Structure Replacement	0.79 miles E of US 231	Vincennes	0	NHPP		Bridge Construction	CN	\$142,400.00	\$35,600.00			\$15,000.00	\$163,000.00
										Bridge Consulting	PE	\$136,516.80	\$34,129.20	\$170,646.00			
										Bridge ROW	RW	\$14,400.00	\$3,600.00		\$18,000.00		
Indiana Department of Transportation	1400122	Init.	SR 358	Small Structure Replacement	1.37 miles East of SR 57 North Jct.	Vincennes	0	STP		Bridge Construction	CN	\$121,600.00	\$30,400.00				\$152,000.00
										Bridge ROW	RW	\$10,400.00	\$2,600.00			\$13,000.00	
										Bridge Consulting	PE	\$12,000.00	\$3,000.00		\$15,000.00		

Daviess County Total

Federal: \$15,270,657.20 Match :\$3,788,101.80 2016: \$1,993,846.00 2017: \$14,484,780.00 2018: \$2,058,133.00 2019: \$522,000.00

*Estimated Costs left to Complete Project column is for costs that may extend beyond the four years of a STIP. This column is not fiscally constrained and is for information purposes.

Indiana Department of Transportation (INDOT)
 State Preservation and Local Initiated Projects FY 2016 - 2019

SPONSOR	DES	STIP NAME	ROUTE	WORK TYPE	LOCATION	DISTRICT	MILES	FEDERAL CATEGORY	Estimated Cost left to Complete Project*	PROGRAM	PHASE	FEDERAL	MATCH	2016	2017	2018	2019
Dearborn County																	
Indiana Department of Transportation	0800365	Init.	SR 1	Small Structure Replacement	0.69 miles N US-50	Seymour	0	STP		Bridge Construction	CN	\$545,298.40	\$136,324.60	\$681,623.00			
Indiana Department of Transportation	0710061	Init.	SR 62	Slide Correction	3.64 miles E Ripley/Dearborn CL	Seymour	0	STP		Road ROW	RW	\$16,000.00	\$4,000.00	\$20,000.00			
										Road Construction	CN	\$1,613,600.00	\$403,400.00	\$90,000.00	\$1,927,000.00		
Indiana Department of Transportation	1006364	Init.	US 52	Bridge Replacement, Pipe Arch Or Culvert	US 52 8.43 miles east of the east junction with SR 1	Seymour	0	STP		Bridge ROW	RW	\$30,320.00	\$7,580.00	\$37,900.00			
										Bridge Construction	CN	\$611,600.00	\$152,900.00	\$764,500.00			
Indiana Department of Transportation	1297029	Init.	I 275	Bridge Painting	1.34 miles N of US-50 over Access Road on I-275 SB	Seymour	0	Interstate		Bridge Construction	CN	\$49,500.00	\$5,500.00	\$55,000.00			
Indiana Department of Transportation	1297030	Init.	I 275	Bridge Painting	1.34 miles N of US-50 over Access Road on I-275 NB	Seymour	0	Interstate		Bridge Construction	CN	\$49,500.00	\$5,500.00	\$55,000.00			
Indiana Department of Transportation	1296973	Init.	I 275	HMA Overlay, Preventive Maintenance	From KY State Line to OH State Line	Seymour	3.157	Interstate		Road Construction	CN	\$3,845,250.00	\$427,250.00		\$4,272,500.00		
Dearborn County	1382107	Init.	IR 1001	Bridge Inspections	inspection and re-inspection of county bridges 20 feet and greater in length	Seymour	0	STP		Local Bridge Program	PE	\$87,520.00	\$0.00		\$87,520.00		
										Local Bridge Program	CN	\$0.00	\$0.00		\$0.00		
										100% Local Funds	PE	\$0.00	\$21,880.00		\$21,880.00		
Indiana Department of Transportation	1298586	Init.	US 50	Slide Correction	0.1 mile W of Wilson Creek Road	Seymour	.099	NHPP		Bridge Consulting	PE	\$116,160.00	\$29,040.00	\$145,200.00			
										Road Construction	CN	\$815,596.00	\$203,899.00		\$10,000.00	\$1,009,495.00	
										Road ROW	RW	\$56,000.00	\$14,000.00		\$70,000.00		
Indiana Department of Transportation	1298581	Init.	SR 1	Slide Correction	6 miles S of I-74	Seymour	.201	STP		Bridge Consulting	PE	\$93,920.00	\$23,480.00	\$117,400.00			
										Bridge Construction	CN	\$8,000.00	\$2,000.00			\$10,000.00	
										Bridge ROW	RW	\$56,000.00	\$14,000.00		\$70,000.00		
										Road Construction	CN	\$1,292,153.60	\$323,038.40			\$1,615,192.00	

*Estimated Costs left to Complete Project column is for costs that may extend beyond the four years of a STIP. This column is not fiscally constrained and is for information purposes.

Indiana Department of Transportation (INDOT)
 State Preservation and Local Initiated Projects FY 2016 - 2019

SPONSOR	DES	STIP NAME	ROUTE	WORK TYPE	LOCATION	DISTRICT	MILES	FEDERAL CATEGORY	Estimated Cost left to Complete Project*	PROGRAM	PHASE	FEDERAL	MATCH	2016	2017	2018	2019
Indiana Department of Transportation	1298588	Init.	SR 62	Slide Correction	4.6 miles W of SR 262	Seymour	.899	STP		Bridge ROW	RW	\$48,000.00	\$12,000.00	\$60,000.00			
										Bridge Construction	CN	\$1,651,192.00	\$412,798.00		\$45,000.00	\$2,018,990.00	
Indiana Department of Transportation	1297477	Init.	I 275	Single Location Bridge Inspection	Inspection Carroll Cropper Bridge 2012-2016 Lawrenceburg-Pay to KY	Seymour	0	Interstate		Bridge Construction	CN	\$0.00	\$0.00	\$0.00			
										Bridge Consulting	PE	\$90,000.00	\$10,000.00		\$100,000.00		
Dearborn County	1383444	Init.	IR 1002	Bridge Rehabilitation Or Repair	Bridge No. 24 on Cold Springs Road	Seymour	.2	STP		100% Local Funds	RW	\$0.00	\$5,670.00	\$5,670.00			
										Local Bridge Program	RW	\$22,680.00	\$0.00	\$22,680.00			
										Local Bridge Program	PE	\$20,000.00	\$0.00		\$20,000.00		
										100% Local Funds	CN	\$0.00	\$225,000.00		\$225,000.00		
										Local Bridge Program	CN	\$900,000.00	\$0.00		\$900,000.00		
										100% Local Funds	PE	\$0.00	\$5,000.00		\$5,000.00		
Dearborn County	1400725	Init.	IR 1023	Bridge Replacement	Bridge #5 East Laughery Creek Road, east of Gregory Road	Seymour	.21	STP		100% Local Funds	CN	\$0.00	\$207,000.00			\$207,000.00	
										Local Bridge Program	PE	\$84,000.00	\$0.00	\$84,000.00			
										Local Bridge Program	CN	\$828,000.00	\$0.00			\$828,000.00	
										Local Bridge Program	RW	\$25,600.00	\$0.00		\$25,600.00		
										100% Local Funds	RW	\$0.00	\$6,400.00		\$6,400.00		
										100% Local Funds	PE	\$0.00	\$21,000.00	\$21,000.00			
Indiana Department of Transportation	1383701	Init.	SR 46	Bridge Deck Replacement & Widening	2.81 miles West of SR 1 over East Fork of Tanners Creek	Seymour	0	STP		Bridge Construction	CN	\$1,045,680.00	\$261,420.00		\$52,000.00		\$1,255,100.00
										Bridge ROW	RW	\$44,000.00	\$11,000.00			\$55,000.00	

*Estimated Costs left to Complete Project column is for costs that may extend beyond the four years of a STIP. This column is not fiscally constrained and is for information purposes.

Indiana Department of Transportation (INDOT)
 State Preservation and Local Initiated Projects FY 2016 - 2019

SPONSOR	DES	STIP NAME	ROUTE	WORK TYPE	LOCATION	DISTRICT	MILES	FEDERAL CATEGORY	Estimated Cost left to Complete Project*	PROGRAM	PHASE	FEDERAL	MATCH	2016	2017	2018	2019
Indiana Department of Transportation	1400144	Init.	SR 148	Small Structure Replacement	4.58 miles north of US 50	Seymour	0	STP		Bridge Consulting	PE	\$166,240.00	\$41,560.00	\$207,800.00			
										Bridge ROW	RW	\$16,000.00	\$4,000.00		\$20,000.00		
										Bridge Construction	CN	\$337,680.00	\$84,420.00			\$25,000.00	\$397,100.00
Indiana Department of Transportation	1401461	Init.	US 50	Bridge Thin Deck Overlay	WB 2.97 miles east of SR 148 over Tanner's Creek and Service Road	Seymour	0	NHPP		Bridge Construction	CN	\$335,135.20	\$83,783.80		\$418,919.00		

Dearborn County Total

Federal: \$14,900,625.20 Match :\$3,164,843.80 2016: \$2,367,773.00 2017: \$8,276,819.00 2018: \$5,768,677.00 2019: \$1,652,200.00

*Estimated Costs left to Complete Project column is for costs that may extend beyond the four years of a STIP. This column is not fiscally constrained and is for information purposes.

Indiana Department of Transportation (INDOT)
 State Preservation and Local Initiated Projects FY 2016 - 2019

SPONSOR	DES	STIP NAME	ROUTE	WORK TYPE	LOCATION	DISTRICT	MILES	FEDERAL CATEGORY	Estimated Cost left to Complete Project*	PROGRAM	PHASE	FEDERAL	MATCH	2016	2017	2018	2019
Decatur County																	
Indiana Department of Natural Resources	1401069	Init.	VA VARI	Bike/Pedestrian Facilities	Greensburg Connectivity Trail	Seymour	0	STP		Recreational Trails Program	CN	\$110,000.00	\$0.00	\$110,000.00			
										Recreational Trails Program	RW	\$16,000.00	\$0.00	\$16,000.00			
Indiana Department of Transportation	1006389	Init.	SR 3	Small Structure Replacement	SR 3 16.06 miles north of SR 7 at RP 60+26.	Seymour	0	STP		Bridge ROW	RW	\$35,840.00	\$8,960.00	\$44,800.00			
										Bridge Construction	CN	\$460,000.00	\$115,000.00		\$575,000.00		
Indiana Department of Transportation	1006392	Init.	SR 3	Br Repl, Comp.Cont.Pres.Conc .Bulb T-Beam	SR 3 10.68 miles north of SR 7	Seymour	0	STP		Bridge ROW	RW	\$44,000.00	\$11,000.00	\$55,000.00			
										Bridge Construction	CN	\$519,195.20	\$129,798.80		\$648,994.00		
Indiana Department of Transportation	1006391	Init.	SR 3	Small Structure Replacement	SR 3 8.60 miles north of SR 7	Seymour	0	STP		Bridge ROW	RW	\$24,000.00	\$6,000.00		\$30,000.00		
										Bridge Construction	CN	\$368,000.00	\$92,000.00	\$10,000.00		\$450,000.00	
Indiana Department of Transportation	1006412	Init.	SR 3	Small Structure Replacement	SR 3 10.29 Miles North of SR 7	Seymour	0	STP		Bridge ROW	RW	\$24,000.00	\$6,000.00		\$30,000.00		
										Bridge Construction	CN	\$340,880.00	\$85,220.00		\$10,000.00	\$416,100.00	
Indiana Department of Transportation	1296326	Init.	I 74	HMA Overlay, Preventive Maintenance	From SR 3 Interchange to New Point Interchange	Seymour	8.993	Interstate		Road Consulting	PE	\$855,000.00	\$95,000.00	\$400,000.00	\$550,000.00		
										Road Construction	CN	\$10,192,020.30	\$1,132,446.70		\$11,324,467.00		
Indiana Department of Transportation	1006241	Init.	US 421	Small Structure Replacement	9.37 miles North of SR 229 on US-421	Seymour	0	STP		Bridge Construction	CN	\$710,679.20	\$177,669.80		\$888,349.00		
Indiana Department of Transportation	1296741	Init.	US 421	Replace Superstructure	0.65 miles S of SR-46 over Sand Creek on US-421.	Seymour	0	STP		Bridge Construction	CN	\$651,200.00	\$162,800.00	\$25,000.00	\$789,000.00		
										Bridge ROW	RW	\$18,400.00	\$4,600.00	\$23,000.00			
Indiana Department of Transportation	1296543	Init.	SR 3	Small Structure Replacement	2.09 miles N of I-74 on SR-3	Seymour	0	STP		Bridge ROW	RW	\$6,000.00	\$1,500.00	\$7,500.00			
										Bridge Construction	CN	\$350,400.00	\$87,600.00		\$438,000.00		
Indiana Department of Transportation	1005488	Init.	US 421	Traffic Hardware Modernization	US 421 @ SR 46 W junction in Decatur County	Seymour	0	NHPP		District Other Construction	CN	\$64,000.00	\$16,000.00	\$80,000.00			

*Estimated Costs left to Complete Project column is for costs that may extend beyond the four years of a STIP. This column is not fiscally constrained and is for information purposes.

Indiana Department of Transportation (INDOT)
 State Preservation and Local Initiated Projects FY 2016 - 2019

SPONSOR	DES	STIP NAME	ROUTE	WORK TYPE	LOCATION	DISTRICT	MILES	FEDERAL CATEGORY	Estimated Cost left to Complete Project*	PROGRAM	PHASE	FEDERAL	MATCH	2016	2017	2018	2019
Decatur County	1297656	Init.	MS 1	Bridge Inspections	Inspection and re-inspection of county bridges 20 ft and greater in length	Seymour	0	STP		Local Bridge Program	CN	\$0.00	\$0.00	\$0.00	\$0.00	\$0.00	\$0.00
										Local Bridge Program	PE	\$0.00	\$0.00	\$0.00	\$0.00	\$0.00	\$0.00
										100% Local Funds	PE	\$0.00	\$0.00	\$0.00	\$0.00	\$0.00	\$0.00
Decatur County	1383312	Init.	IR 1002	Bridge Rehabilitation Or Repair	Bridge 168 on County Road 1100 S over Sand Creek	Seymour	.085	STP		Local Bridge Program	CN	\$625,600.00	\$0.00			\$625,600.00	
										100% Local Funds	RW	\$0.00	\$4,400.00	\$4,400.00			
										100% Local Funds	CN	\$0.00	\$156,400.00			\$156,400.00	
										Local Bridge Program	RW	\$17,600.00	\$0.00	\$17,600.00			
Greensburg	1383369	Init.	ST 1001	Signing	Regulatory, Warning, and Guide Sign Replacement Project on Various Rds Greensburg	Seymour	0	STP		Local Safety Program	CN	\$218,700.00	\$0.00		\$218,700.00		
										100% Local Funds	CN	\$0.00	\$24,300.00		\$24,300.00		
Greensburg	1400722	Init.	ST 1001	New Road Construction	Veterans Way Phase II New Rd Construction	Seymour	.54	STP		100% Local Funds	RW	\$0.00	\$258,294.00		\$258,294.00		
										Group III Program	RW	\$1,033,180.00	\$0.00		\$1,033,180.00		
										100% Local Funds	PE	\$0.00	\$0.00	\$0.00	\$0.00	\$0.00	\$0.00
										100% Local Funds	CN	\$0.00	\$1,226,175.00			\$1,226,175.00	
										Group III Program	CN	\$4,904,715.00	\$0.00			\$4,904,715.00	
										Group III Program	PE	\$0.00	\$0.00	\$0.00	\$0.00	\$0.00	\$0.00
Indiana Department of Transportation	1400110	Init.	I 74	Small Structure Pipe Lining	Approximately 4.32 miles east of SR 3	Seymour	0	Interstate		Bridge Construction	CN	\$509,580.00	\$56,620.00				\$566,200.00
Indiana Department of Transportation	1400028	Init.	SR 3	Replace Superstructure	0.98 mile north of I-74 over Muddy Fork Sand Creek	Seymour	0	NHPP		Bridge ROW	RW	\$20,000.00	\$5,000.00		\$25,000.00		
										Bridge Construction	CN	\$474,400.00	\$118,600.00			\$17,000.00	\$576,000.00

*Estimated Costs left to Complete Project column is for costs that may extend beyond the four years of a STIP. This column is not fiscally constrained and is for information purposes.

Indiana Department of Transportation (INDOT)
 State Preservation and Local Initiated Projects FY 2016 - 2019

SPONSOR	DES	STIP NAME	ROUTE	WORK TYPE	LOCATION	DISTRICT	MILES	FEDERAL CATEGORY	Estimated Cost left to Complete Project*	PROGRAM	PHASE	FEDERAL	MATCH	2016	2017	2018	2019
Indiana Department of Transportation	1400078	Init.	SR 3	Replace Superstructure	1.53 miles north of US 421 over I-74	Seymour	0	NHPP		Bridge Consulting	PE	\$32,320.00	\$8,080.00	\$40,400.00			
										Bridge Construction	CN	\$3,506,400.00	\$876,600.00	\$4,383,000.00			
Indiana Department of Transportation	1400150	Init.	SR 46	Small Structure Replacement	Approximately .09 mile east of US 421 over Gas Creek	Seymour	0	NHPP		Bridge Consulting	PE	\$18,840.00	\$4,710.00	\$23,550.00			
										Bridge Construction	CN	\$1,027,200.00	\$256,800.00			\$150,000.00	\$1,134,000.00
										Bridge ROW	RW	\$256,000.00	\$64,000.00			\$320,000.00	
Indiana Department of Transportation	1401155	Init.	I 74	Bridge Thin Deck Overlay	EBL 2.52 miles west of US 421 over Clifty Creek	Seymour	0	Interstate		Bridge Construction	CN	\$315,090.00	\$35,010.00	\$350,100.00			
Indiana Department of Transportation	1401156	Init.	I 74	Bridge Thin Deck Overlay	WBL 2.52 miles west of US 421 over Clifty Creek	Seymour	0	Interstate		Bridge Construction	CN	\$76,500.00	\$8,500.00	\$85,000.00			
Indiana Department of Transportation	1401158	Init.	I 74	Bridge Thin Deck Overlay	5.05 miles west of US 421, EBL over Flatrock River	Seymour	0	Interstate		Bridge Construction	CN	\$113,400.00	\$12,600.00	\$126,000.00			
Indiana Department of Transportation	1401159	Init.	I 74	Bridge Thin Deck Overlay	5.05 miles west of US 421, WBL over Flatrock River	Seymour	0	Interstate		Bridge Construction	CN	\$113,400.00	\$12,600.00	\$126,000.00			

Decatur County Total

Federal: \$28,052,539.70 Match :\$5,260,284.30 2016: \$5,927,350.00 2017: \$16,843,284.00 2018: \$8,265,990.00 2019: \$2,276,200.00

*Estimated Costs left to Complete Project column is for costs that may extend beyond the four years of a STIP. This column is not fiscally constrained and is for information purposes.

Indiana Department of Transportation (INDOT)
 State Preservation and Local Initiated Projects FY 2016 - 2019

SPONSOR	DES	STIP NAME	ROUTE	WORK TYPE	LOCATION	DISTRICT	MILES	FEDERAL CATEGORY	Estimated Cost left to Complete Project*	PROGRAM	PHASE	FEDERAL	MATCH	2016	2017	2018	2019
Dekalb County																	
Indiana Department of Transportation	1296074	Init.	SR 1	Small Structure Pipe Lining	Pipe Liner for John Smith Ditch, 2.57 Miles North of US 6	Fort Wayne	0	STP		Bridge Construction	CN	\$55,200.00	\$13,800.00	\$69,000.00			
Indiana Department of Transportation	1006161	Init.	SR 327	Bridge Deck Overlay	Bridge Over Diehl Ditch, 1.53 Miles North of SR 8.	Fort Wayne	0	STP		Bridge Construction	CN	\$371,360.00	\$92,840.00		\$464,200.00		
										Bridge Consulting	PE	\$63,200.00	\$15,800.00	\$79,000.00			
Indiana Department of Transportation	1006171	Init.	SR 8	Bridge Deck Overlay	Bridge Over Little Cedar Creek, 1.64 Miles West of SR 327.	Fort Wayne	0	STP		Bridge Consulting	PE	\$46,240.00	\$11,560.00	\$57,800.00			
										Bridge Construction	CN	\$220,640.00	\$55,160.00		\$275,800.00		
Indiana Department of Transportation	1006552	Init.	SR 1	Bridge Deck Overlay	Bridge Over Big Run, 0.51 Miles North of US 6.	Fort Wayne	.082	STP		Bridge Construction	CN	\$342,400.00	\$85,600.00	\$428,000.00			
Indiana Department of Transportation	1296075	Init.	SR 1	Small Structure Pipe Lining	Pipe Liner for John Smith Ditch #2, 3.13 Miles North of US 6	Fort Wayne	0	STP		Bridge Construction	CN	\$36,800.00	\$9,200.00	\$46,000.00			
Indiana Department of Transportation	1296106	Init.	SR 8	Small Structure Pipe Lining	Pipe Liner for Branch Sol Shank Ditch, 0.53 Miles West of SR 1 West Jct.	Fort Wayne	0	STP		Bridge Construction	CN	\$55,200.00	\$13,800.00	\$69,000.00			
Indiana Department of Transportation	1296558	Init.	I 69	Bridge Deck Overlay	Bridge for CR 28 over I-69; 4.17 Miles North of SR 8.	Fort Wayne	0	Interstate		Bridge Construction	CN	\$445,500.00	\$49,500.00	\$495,000.00			
Indiana Department of Transportation	1296153	Init.	SR 101	Small Structure Replacement	Small Structure Over Coburn Ditch, 4.75 Miles North of SR 37.	Fort Wayne	0	STP		Bridge ROW	RW	\$0.00	\$0.00	\$0.00			
										Bridge Construction	CN	\$569,600.00	\$142,400.00		\$712,000.00		
Dekalb County	1382101	Init.	IR 1008	Bridge Inspections	Inspection and reinspection of county bridges 20 feet and longer	Fort Wayne	0	Multiple		Local Bridge Program	CN	\$0.00	\$0.00		\$0.00		
										Local Bridge Program	PE	\$53,760.00	\$0.00		\$53,760.00		
										100% Local Funds	PE	\$0.00	\$13,440.00		\$13,440.00		
Indiana Department of Transportation	9900980	Init.	SR 327	Curve Correction	From 0.14 mile S of CR 36 to 0.06 mile N of CR 34, 2.7 miles S of US 6	Fort Wayne	.799	STP		Safety Consulting	PE	\$31,200.00	\$7,800.00	\$39,000.00			
										Safety Construction	CN	\$1,600,000.00	\$400,000.00			\$2,000,000.00	
										Safety ROW	RW	\$200,000.00	\$50,000.00	\$250,000.00			
Indiana Department of Transportation	1296871	Init.	SR 1	Other Intersection Improvement	At 0.50 Miles South of US 6 (in the town of Butler).	Fort Wayne	0	STP		Road ROW	RW	\$40,000.00	\$10,000.00	\$50,000.00			

*Estimated Costs left to Complete Project column is for costs that may extend beyond the four years of a STIP. This column is not fiscally constrained and is for information purposes.

Indiana Department of Transportation (INDOT)
 State Preservation and Local Initiated Projects FY 2016 - 2019

SPONSOR	DES	STIP NAME	ROUTE	WORK TYPE	LOCATION	DISTRICT	MILES	FEDERAL CATEGORY	Estimated Cost left to Complete Project*	PROGRAM	PHASE	FEDERAL	MATCH	2016	2017	2018	2019
Indiana Department of Transportation	1296871	Init.	SR 1	Other Intersection Improvement	At 0.50 Miles South of US 6 (in the town of Butler).	Fort Wayne	0	STP		Road Construction	CN	\$232,560.00	\$58,140.00		\$75,000.00	\$215,700.00	
Indiana Department of Transportation	1400372	Init.	US 6	Bridge Maintenance And Repair	Bridge Over Big Run Creek, 0.96 Miles East of SR 1.	Fort Wayne	0	NHPP		Bridge Construction	CN	\$9,760.00	\$2,440.00	\$12,200.00			
Indiana Department of Transportation	1400379	Init.	I 69	Bridge Maintenance And Repair	Bridge at CR 36A Over I-69 NB/SB, 0.84 Miles North of SR 8.	Fort Wayne	0	Interstate		Bridge Construction	CN	\$4,050.00	\$450.00	\$4,500.00			
Indiana Department of Transportation	1400380	Init.	I 69	Bridge Thin Deck Overlay	Bridge at CR 10 Over I-69 NB/SB, 2.28 Miles South of SR 4.	Fort Wayne	0	Interstate		Bridge Construction	CN	\$105,930.00	\$11,770.00	\$117,700.00			
Garrett	1383462	Init.	ST 1001	Bike/Pedestrian Facilities	SRTS Sidewalks on Houston, Warfield, Britton and 2nd Streets. (See Log)	Fort Wayne	2.568	STP		Local Transportation Alternatives	RW	\$4,000.00	\$0.00	\$4,000.00			
										100% Local Funds	RW	\$0.00	\$1,000.00	\$1,000.00			
										Local Transportation Alternatives	CN	\$247,520.00	\$0.00		\$247,520.00		
										100% Local Funds	CN	\$0.00	\$61,880.00		\$61,880.00		
Butler	1400743	Init.	ST 1001	Bike/Pedestrian Facilities	SRTS Sidewalks, N Beech: E Green to E Monroe & E. Liberty: N Beech to N. Canal	Fort Wayne	.391	STP		100% Local Funds	PE	\$0.00	\$9,400.00	\$9,400.00			
										Local Transportation Alternatives	PE	\$37,600.00	\$0.00	\$37,600.00			
										100% Local Funds	CN	\$0.00	\$40,600.00			\$40,600.00	
										Local Transportation Alternatives	CN	\$162,400.00	\$0.00			\$162,400.00	
Garrett	1400832	Init.	ST 1001	Bike/Pedestrian Facilities	SRTS Sidewalks on Houston, Lee, Warfield, 2nd & Dennis Streets	Fort Wayne	1.5	STP		100% Local Funds	RW	\$0.00	\$5,240.00		\$5,240.00		
										100% Local Funds	CN	\$0.00	\$148,129.00			\$148,129.00	
										Local Transportation Alternatives	RW	\$20,960.00	\$0.00		\$20,960.00		
										Local Transportation Alternatives	CN	\$592,516.00	\$0.00			\$592,516.00	
Indiana Department of Transportation	1401539	Init.	US 6	Bridge Maintenance And Repair	Bridge Over Cedar Creek, 0.39 Miles East of SR 427.	Fort Wayne	0	NHPP		Bridge Construction	CN	\$23,328.00	\$5,832.00		\$29,160.00		
Indiana Department of Transportation	1401556	Init.	SR 327	Bridge Maintenance And Repair	Small Structure Over McCollough Ditch, 1.63 Miles North of US 6.	Fort Wayne	0	STP		Bridge Construction	CN	\$27,568.00	\$6,892.00		\$34,460.00		

*Estimated Costs left to Complete Project column is for costs that may extend beyond the four years of a STIP. This column is not fiscally constrained and is for information purposes.

Indiana Department of Transportation (INDOT)
 State Preservation and Local Initiated Projects FY 2016 - 2019

SPONSOR	DES	STIP NAME	ROUTE	WORK TYPE	LOCATION	DISTRICT	MILES	FEDERAL CATEGORY	Estimated Cost left to Complete Project*	PROGRAM	PHASE	FEDERAL	MATCH	2016	2017	2018	2019
Indiana Department of Transportation	1401491	Init.	US 6	Bridge Maintenance And Repair	Bridge Over I-69 NB/SB, 1.81 Miles West of SR 427.	Fort Wayne	0	NHPP		Bridge Construction	CN	\$14,872.00	\$3,718.00		\$18,590.00		
Indiana Department of Transportation	1401534	Init.	I 69	Bridge Maintenance And Repair	Bridge Over NS Railroad Northbound, 0.55 Miles South of US 6.	Fort Wayne	0	Interstate		Bridge Construction	CN	\$11,475.00	\$1,275.00		\$12,750.00		
Indiana Department of Transportation	1401535	Init.	I 69	Bridge Maintenance And Repair	Bridge Over NS Railroad Southbound, 0.55 Miles South of US 6.	Fort Wayne	0	Interstate		Bridge Construction	CN	\$11,475.00	\$1,275.00		\$12,750.00		
Indiana Department of Transportation	1401780	Init.	I 69	Repair Or Replace Joints	Northbound Bridge Over Cedar Creek, 3.59 Miles South of SR 8.	Fort Wayne	0	Interstate		Bridge Construction	CN	\$22,806.00	\$2,534.00	\$25,340.00			
Indiana Department of Transportation	1401781	Init.	I 69	Repair Or Replace Joints	Southbound Bridge Over Cedar Creek, 3.29 Miles South of SR 8.	Fort Wayne	0	Interstate		Bridge Construction	CN	\$22,806.00	\$2,534.00	\$25,340.00			
Indiana Department of Transportation	1401783	Init.	I 69	Repair Or Replace Joints	Northbound Bridge Over Cedar Creek, 0.22 Miles North of US 6.	Fort Wayne	0	Interstate		Bridge Construction	CN	\$22,806.00	\$2,534.00	\$25,340.00			
Indiana Department of Transportation	1401787	Init.	I 69	Bridge Maintenance And Repair	Southbound Bridge Over Cedar Creek, 0.22 Miles North of US 6.	Fort Wayne	0	Interstate		Bridge Construction	CN	\$100,350.00	\$11,150.00	\$111,500.00			

Dekalb County Total

Federal: \$5,805,882.00 Match :\$1,347,693.00 2016: \$1,956,720.00 2017: \$2,037,510.00 2018: \$3,159,345.00 2019:

*Estimated Costs left to Complete Project column is for costs that may extend beyond the four years of a STIP. This column is not fiscally constrained and is for information purposes.

Indiana Department of Transportation (INDOT)
 State Preservation and Local Initiated Projects FY 2016 - 2019

SPONSOR	DES	STIP NAME	ROUTE	WORK TYPE	LOCATION	DISTRICT	MILES	FEDERAL CATEGORY	Estimated Cost left to Complete Project*	PROGRAM	PHASE	FEDERAL	MATCH	2016	2017	2018	2019
Delaware County																	
Delaware County	1400281	Init.	VA 1033	Bridge Inspections	Inspection and Re-inspection of County Bridges 20' and greater in length	Greenfield	0	STP		100% Local Funds	PE	\$0.00	\$41,800.00		\$41,800.00		
										Local Bridge Program	PE	\$167,200.00	\$0.00		\$167,200.00		
Indiana Department of Natural Resources	1401122	Init.	VA 1033	Bike/Pedestrian Facilities	White River Levee Trail	Greenfield	0	STP		Recreational Trails Program	CN	\$94,000.00	\$0.00	\$94,000.00			
Indiana Department of Transportation	0500183	Init.	SR 67	HMA Overlay, Preventive Maintenance	From S jct with SR 28 to SR 167, Albany	Greenfield	5.12	STP		Road Construction	CN	\$2,587,340.00	\$646,835.00		\$3,234,175.00		
Indiana Department of Transportation	0800958	Init.	SR 32	Bridge Replacement, Other Construction	1.43 miles W of US35/SR3/SR67 (White River)	Greenfield	0	STP		Bridge ROW	RW	\$50,400.00	\$12,600.00	\$63,000.00			
										Bridge Construction	CN	\$1,538,329.60	\$384,582.40		\$1,922,912.00		
Delaware County	0500078	Init.	IR 1006	New Br, Special	Bridge #85 over Mississinewa River on CR 800 E	Greenfield	0	STP		100% Local Funds	CN	\$0.00	\$283,540.00	\$283,540.00			
										Local Bridge Program	CN	\$2,264,160.00	\$0.00	\$2,264,160.00			
Indiana Department of Transportation	1006446	Init.	US 35	Bridge Deck Overlay	0.71 miles South SR 67 over Muncie Creek	Greenfield	0	STP		Bridge Construction	CN	\$259,122.40	\$64,780.60	\$323,903.00			
Indiana Department of Transportation	1006447	Init.	US 35	Bridge Deck Overlay	0.71 mile South SR 67 over Muncie Creek	Greenfield	0	STP		Bridge Construction	CN	\$250,988.00	\$62,747.00	\$313,735.00			
Indiana Department of Transportation	1296515	Init.	SR 32	Small Structure Pipe Lining	SR 32; at 4.656 mile east US35/SR3/SR67 (SS-32-18-130.83)	Greenfield	0	STP		Bridge Construction	CN	\$64,741.60	\$16,185.40		\$80,927.00		
										Bridge ROW	RW	\$20,000.00	\$5,000.00	\$25,000.00			
Indiana Department of Transportation	1296434	Init.	US 35	Small Structure Replacement	2.237 miles North of SR 67	Greenfield	0	STP		Bridge Construction	CN	\$437,713.60	\$109,428.40		\$547,142.00		
										Bridge ROW	RW	\$48,000.00	\$12,000.00	\$60,000.00			
Indiana Department of Transportation	1296538	Init.	US 35	Small Structure Pipe Lining	0.835 miles north of SR 3 / SR 67 South JCT	Greenfield	0	STP		Bridge Construction	CN	\$84,585.60	\$21,146.40		\$105,732.00		
										Bridge ROW	RW	\$0.00	\$0.00	\$0.00			
Indiana Department of Transportation	1296720	Init.	I 69	Bridge Deck Overlay	0.2 miles South of SR 332 (Pleasant Run Creek)	Greenfield	0	Interstate		Bridge Construction	CN	\$158,298.30	\$17,588.70		\$175,887.00		
Indiana Department of Transportation	1296722	Init.	I 69	Bridge Deck Overlay	0.2 miles South of SR 332 (Pleasant Run Creek)	Greenfield	0	Interstate		Bridge Construction	CN	\$172,623.60	\$19,180.40		\$191,804.00		

*Estimated Costs left to Complete Project column is for costs that may extend beyond the four years of a STIP. This column is not fiscally constrained and is for information purposes.

Indiana Department of Transportation (INDOT)
 State Preservation and Local Initiated Projects FY 2016 - 2019

SPONSOR	DES	STIP NAME	ROUTE	WORK TYPE	LOCATION	DISTRICT	MILES	FEDERAL CATEGORY	Estimated Cost left to Complete Project*	PROGRAM	PHASE	FEDERAL	MATCH	2016	2017	2018	2019
Indiana Department of Transportation	1296734	Init.	I 69	Bridge Deck Overlay	I-69; at 4.2 mile N SR 32, CR 100S (I-69-36-04743)	Greenfield	0	Interstate		Bridge Construction	CN	\$179,757.00	\$19,973.00		\$199,730.00		
Indiana Department of Transportation	1296744	Init.	US 35	Raise Bridge	0.85 mile North of SR 3(Burlington Road)	Greenfield	0	STP		Bridge Construction	CN	\$695,554.40	\$173,888.60		\$869,443.00		
Indiana Department of Transportation	1296846	Init.	SR 28	Traffic Signals, New Or Modernized	SR 28 / SR 67 (S-JCT), SR 28 RP 122+52, and SR 67 RP 161+21	Greenfield	0	STP		Safety ROW	RW	\$57,600.00	\$14,400.00	\$72,000.00			
										Safety Construction	CN	\$151,887.20	\$37,971.80		\$189,859.00		
Indiana Department of Natural Resources	1173234	Init.	VA 1033	Other Type Project (Miscellaneous)	Prairie Creek Reservoir Trail	Greenfield	0	STP		Recreational Trails Program	CN	\$155,000.00	\$0.00	\$155,000.00			
Delaware County	0501039	Init.	ST 1010	Intersect. Improv. W/ Added Turn Lanes	Intersection & Muncie Gateway Improvements to SR 332 at Nebo R - Earmark funds	Greenfield	0	STP		100% Local Funds	CN	\$0.00	\$628,468.00	\$628,468.00			
										Demonstration Fund Program	RW	\$40,000.00	\$0.00	\$40,000.00			
										Demonstration Fund Program	CN	\$2,503,865.00	\$0.00	\$2,503,865.00			
										100% Local Funds	RW	\$0.00	\$10,000.00	\$10,000.00			
Delaware County	0900990	Init.	IR 1022	Bridge Removal	Bridge 226 on County Road 419 East over Bike/Ped. Trail	Greenfield	0	STP		Local Bridge Program	PE	\$49,800.00	\$0.00	\$49,800.00			
										100% Local Funds	PE	\$0.00	\$12,450.00	\$12,450.00			
										100% Local Funds	RW	\$0.00	\$2,000.00	\$2,000.00			
										Local Bridge Program	RW	\$8,000.00	\$0.00	\$8,000.00			
										Local Bridge Program	CN	\$705,800.00	\$0.00		\$705,800.00		
										100% Local Funds	CN	\$0.00	\$176,450.00		\$176,450.00		
Delaware County	9680560	Init.	IR 1000	Bridge Rehabilitation Or Repair	Bridge #161 over White River on CR 170S, 1.8 miles S of SR 32	Greenfield	0	STP		Local Bridge Program	CN	\$1,690,000.00	\$0.00		\$1,690,000.00		
										100% Local Funds	CN	\$0.00	\$422,500.00		\$422,500.00		
Indiana Department of Transportation	1382748	Init.	SR 67	Railroad Protection	SR 67 at NS RR South of Muncie	Greenfield	0	STP		Local Safety Program - 130	CN	\$280,000.00	\$0.00	\$280,000.00			

*Estimated Costs left to Complete Project column is for costs that may extend beyond the four years of a STIP. This column is not fiscally constrained and is for information purposes.

Indiana Department of Transportation (INDOT)

State Preservation and Local Initiated Projects FY 2016 - 2019

SPONSOR	DES	STIP NAME	ROUTE	WORK TYPE	LOCATION	DISTRICT	MILES	FEDERAL CATEGORY	Estimated Cost left to Complete Project*	PROGRAM	PHASE	FEDERAL	MATCH	2016	2017	2018	2019
Eaton	1173510	Init.	VA 1033	Signing	Sign inventory and replacement for Town of Eaton	Greenfield	0	STP		100% Local Funds	CN	\$0.00	\$5,950.00		\$5,950.00		
										Local Safety Program	CN	\$53,550.00	\$0.00		\$53,550.00		
Indiana Department of Transportation	1298228	Init.	SR 332	Intersect. Improv. W/ Added Turn Lanes	SR 332; at CR 500W	Greenfield	0	STP		Safety Construction	CN	\$1,113,226.40	\$278,306.60			\$1,391,533.00	
										Safety Consulting	PE	\$145,760.00	\$36,440.00	\$182,200.00			
Indiana Department of Transportation	1298106	Init.	US 35	Small Structure Pipe Lining	US 35; at 0.111 mile N of SR 32	Greenfield	0	STP		Bridge Construction	CN	\$403,859.20	\$100,964.80			\$504,824.00	
Indiana Department of Transportation	1298598	Init.	SR 32	Small Structure Pipe Lining	SR 32 at 1.306 mile E of I-69	Greenfield	0	STP		Bridge Construction	CN	\$185,968.80	\$46,492.20			\$232,461.00	

Delaware County Total

Federal: \$16,617,130.70 Match :\$3,663,669.30 2016: \$7,371,121.00 2017: \$10,780,861.00 2018: \$2,128,818.00 2019:

*Estimated Costs left to Complete Project column is for costs that may extend beyond the four years of a STIP. This column is not fiscally constrained and is for information purposes.

Indiana Department of Transportation (INDOT)
 State Preservation and Local Initiated Projects FY 2016 - 2019

SPONSOR	DES	STIP NAME	ROUTE	WORK TYPE	LOCATION	DISTRICT	MILES	FEDERAL CATEGORY	Estimated Cost left to Complete Project*	PROGRAM	PHASE	FEDERAL	MATCH	2016	2017	2018	2019	
Dubois County																		
Jasper	1172103	Init.	ST 1016	Bike/Pedestrian Facilities	Jasper Shared-Use Path along Northwood Ave, St Charles St to Newton St	Vincennes	0	STP		Local Transportation Alternatives	CN	\$0.00	\$0.00	\$0.00	\$0.00	\$0.00	\$0.00	
										100% Local Funds	CN	\$0.00	\$0.00	\$0.00	\$0.00	\$0.00	\$0.00	
										100% Local Funds	RW	\$0.00	\$0.00	\$0.00	\$0.00	\$0.00	\$0.00	\$0.00
										Local Transportation Alternatives	RW	\$0.00	\$0.00	\$0.00	\$0.00	\$0.00	\$0.00	\$0.00
Indiana Department of Transportation	0015000	Init.	SR 56	Intersect. Improv. W/ Added Turn Lanes	At CR 350W, 1.86 miles W of US 231 (S jct)	Vincennes	0	STP		Safety Construction	CN	\$0.00	\$0.00	\$0.00				
Indiana Department of Transportation	0300361	Init.	SR 56	Flashers, Modernize	At CR 350W, 1.86 miles W of US 231 (S jct)	Vincennes	.03	STP		Safety Construction	CN	\$0.00	\$0.00	\$0.00				
Indiana Department of Transportation	1296549	Init.	I 64	Small Structure Pipe Lining	5.91 mile E of Jct of US231	Vincennes	0	Interstate		Bridge Construction	CN	\$463,500.00	\$51,500.00		\$515,000.00			
Indiana Department of Transportation	1296879	Init.	US 231	Patch and Rehab PCC Pavement	S of Jct of SR162 to S Jct of SR56	Vincennes	2.403	NHPP		Road Construction	CN	\$616,000.00	\$154,000.00	\$770,000.00				
Indiana Department of Transportation	1173354	Init.	SR 162	Bridge Deck Replacement	Over I-64, 2.18 mile W of SR264.	Vincennes	0	STP		Bridge Consulting	PE	\$98,560.00	\$24,640.00	\$123,200.00				
										Bridge Construction	CN	\$980,000.00	\$245,000.00	\$1,225,000.00				
Indiana Department of Transportation	1296677	Init.	SR 545	Bridge Deck Overlay	Over Leistner Creek, 1.31 mi S of SR56	Vincennes	0	STP		Bridge Construction	CN	\$173,600.00	\$43,400.00			\$217,000.00		
Indiana Department of Transportation	1296743	Init.	US 231	Bridge Deck Overlay	Over East Fork Mill Creek, 1.40 mi S of SR56	Vincennes	0	NHPP		Bridge Construction	CN	\$232,000.00	\$58,000.00			\$290,000.00		
Indiana Department of Transportation	1296753	Init.	US 231	Bridge Deck Overlay	Over Hunley Creek, 2.78 mi N of SR64	Vincennes	0	NHPP		Bridge Construction	CN	\$363,200.00	\$90,800.00			\$454,000.00		
Indiana Department of Transportation	1296755	Init.	US 231	Bridge Deck Overlay	Over Patoka River, 2.67 mi S of SR56	Vincennes	0	NHPP		Bridge Construction	CN	\$544,800.00	\$136,200.00			\$681,000.00		
Huntingburg	1382320	Init.	ST 1019	New Bridge, Other Construction	Styline Drive from SR 64 to Chestnut Street	Vincennes	0	STP		Local Bridge Program	CN	\$609,600.00	\$0.00		\$609,600.00			
										100% Local Funds	CN	\$0.00	\$808,968.92		\$808,968.92			
Huntingburg	1382524	Init.	ST 1019	New Road Construction	Styline Drive from SR 64 to Chestnut Street	Vincennes	0	STP		100% Local Funds	RW	\$0.00	\$127,500.00	\$127,500.00				
										Group III Program	RW	\$510,000.00	\$0.00	\$510,000.00				

*Estimated Costs left to Complete Project column is for costs that may extend beyond the four years of a STIP. This column is not fiscally constrained and is for information purposes.

Indiana Department of Transportation (INDOT)
 State Preservation and Local Initiated Projects FY 2016 - 2019

SPONSOR	DES	STIP NAME	ROUTE	WORK TYPE	LOCATION	DISTRICT	MILES	FEDERAL CATEGORY	Estimated Cost left to Complete Project*	PROGRAM	PHASE	FEDERAL	MATCH	2016	2017	2018	2019
Huntingburg	1382524	Init.	ST 1019	New Road Construction	Styline Drive from SR 64 to Chestnut Street	Vincennes	0	STP		100% Local Funds	CN	\$0.00	\$2,653,437.19		\$2,653,437.19		
										Group III Program	CN	\$3,230,704.00	\$0.00		\$3,230,704.00		
Dubois County	1382071	Init.	IR 1010	Bridge Inspections	Inspection and reinspection of bridges 20 feet and greater in length - Dubois Co	Vincennes	0	STP		100% Local Funds	PE	\$0.00	\$16,402.00	\$16,402.00			
										Local Bridge Program	PE	\$65,608.00	\$0.00	\$65,608.00			
										Local Bridge Program	CN	\$0.00	\$0.00	\$0.00			
Indiana Department of Transportation	1298202	Init.	SR 56	Small Structure Replacement	0.13 mile E of SR 545	Vincennes	.02	STP		Bridge ROW	RW	\$16,000.00	\$4,000.00	\$20,000.00			
										Bridge Construction	CN	\$100,613.60	\$25,153.40		\$30,000.00	\$95,767.00	
Indiana Department of Transportation	1400292	Init.	SR 64	Bridge Maintenance And Repair	Bridge Over Bruner Creek, 1.55 Miles East of US 231	Vincennes	0	STP		Bridge Construction	CN	\$56,000.00	\$14,000.00	\$70,000.00			
Indiana Department of Transportation	1400293	Init.	SR 64	Bridge Maintenance And Repair	Bridge Over Hunley Creek, 2.19 Miles West of SR 162	Vincennes	0	STP		Bridge Construction	CN	\$60,000.00	\$15,000.00	\$75,000.00			
Indiana Department of Transportation	1400294	Init.	SR 64	Bridge Maintenance And Repair	Bridge Over Hunley Creek Overflow, 2.14 Miles West of SR162	Vincennes	0	STP		Bridge Construction	CN	\$20,000.00	\$5,000.00	\$25,000.00			
Huntingburg	1383294	Init.	ST 1001	Signing	All city streets on inventory for the City of Huntingburg.	Vincennes	39.56	STP		100% Local Funds	CN	\$0.00	\$10,000.00		\$10,000.00		
										Local Safety Program	CN	\$90,000.00	\$0.00		\$90,000.00		
Jasper	1400881	Init.	ST 1001	Bike/Pedestrian Facilities	Jasper Shared-Use Path Connection from Northwood Avenue to the Riverwalk Path	Vincennes	2.62	STP		Local Transportation Alternatives	PE	\$304,000.00	\$0.00		\$304,000.00		
										100% Local Funds	RW	\$0.00	\$22,000.00		\$22,000.00		
										100% Local Funds	PE	\$0.00	\$76,000.00		\$76,000.00		
										Local Transportation Alternatives	CN	\$1,664,000.00	\$0.00				\$1,664,000.00
										100% Local Funds	CN	\$0.00	\$416,000.00				\$416,000.00
										Local Trans Enhancement Program	PE	\$0.00	\$0.00	\$0.00	\$0.00	\$0.00	\$0.00

*Estimated Costs left to Complete Project column is for costs that may extend beyond the four years of a STIP. This column is not fiscally constrained and is for information purposes.

Indiana Department of Transportation (INDOT)
 State Preservation and Local Initiated Projects FY 2016 - 2019

SPONSOR	DES	STIP NAME	ROUTE	WORK TYPE	LOCATION	DISTRICT	MILES	FEDERAL CATEGORY	Estimated Cost left to Complete Project*	PROGRAM	PHASE	FEDERAL	MATCH	2016	2017	2018	2019	
Jasper	1400881	Init.	ST 1001	Bike/Pedestrian Facilities	Jasper Shared-Use Path Connection from Northwood Avenue to the Riverwalk Path	Vincennes	2.62	STP		Local Transportation Alternatives	RW	\$88,000.00	\$0.00		\$88,000.00			
Indiana Department of Transportation	1400001	Init.	SR 56	Auxiliary Lanes, Accel & Decel or Turn Lanes	At Kluemper Road Intersection, 1.25 mile West US 231 (S Jct.)	Vincennes	.184	NHPP		Safety ROW	RW	\$79,200.00	\$19,800.00			\$99,000.00		
										Safety Construction	CN	\$249,600.00	\$62,400.00			\$20,000.00	\$292,000.00	
										Safety Consulting	PE	\$64,000.00	\$16,000.00	\$80,000.00				
Indiana Department of Transportation	1401599	Init.	SR 162	Small Structure Pipe Lining	2.20 Mile East of Jct I 64	Vincennes	0	STP		Bridge Construction	CN	\$312,000.00	\$78,000.00		\$390,000.00			
Indiana Department of Transportation	1401600	Init.	SR 162	Small Structure Pipe Lining	2.43 Mile East of Jct SR 264	Vincennes	0	STP		Bridge Construction	CN	\$162,400.00	\$40,600.00		\$203,000.00			
Indiana Department of Transportation	1401601	Init.	SR 162	Small Structure Pipe Lining	2.70 Mile East of Jct SR 64	Vincennes	0	STP		Bridge Construction	CN	\$121,600.00	\$30,400.00		\$152,000.00			

Dubois County Total

Federal: \$11,274,985.60 Match :\$5,244,201.51 2016: \$3,107,710.00 2017: \$9,182,710.11 2018: \$1,856,767.00 2019: \$2,372,000.00

*Estimated Costs left to Complete Project column is for costs that may extend beyond the four years of a STIP. This column is not fiscally constrained and is for information purposes.

Indiana Department of Transportation (INDOT)
 State Preservation and Local Initiated Projects FY 2016 - 2019

SPONSOR	DES	STIP NAME	ROUTE	WORK TYPE	LOCATION	DISTRICT	MILES	FEDERAL CATEGORY	Estimated Cost left to Complete Project*	PROGRAM	PHASE	FEDERAL	MATCH	2016	2017	2018	2019	
Elkhart County																		
Indiana Department of Transportation	0710318	Init.	US 33	Added Travel Lanes	From CR 40 to SR 15 (Main St)	Fort Wayne	.01	NHPP		Major New - Construction	CN	\$0.00	\$0.00	\$0.00				
Indiana Department of Transportation	1006199	Init.	US 33	Auxiliary Lanes, Two-way Left Turn Lanes	Frm 0.07 M. W. of N. Jct. of SR 15(2nd St.) to 0.31 M. W N Jct of SR 15-ELk Rvr	Fort Wayne	.243	NHPP		Bridge Construction	CN	\$120,000.00	\$30,000.00	\$150,000.00				
										Road ROW	RW	\$995,440.00	\$248,860.00	\$1,244,300.00				
										Road Construction	CN	\$2,504,800.00	\$626,200.00	\$3,131,000.00				
Indiana Department of Transportation	9222424	Init.	US 33	New Road Construction	From Monroe St to 3rd Street	Fort Wayne	.975	NHPP		Major New - Construction	CN	\$14,869,600.00	\$3,717,400.00	\$18,587,000.00				
										Major New - Consulting	PE	\$103,120.00	\$25,780.00	\$128,900.00				
										Major New - ROW	RW	\$3,833,093.60	\$958,273.40	\$4,791,367.00				
Indiana Department of Transportation	992242 A	Init.	US 33	Traffic Signals Modernization	At 8th St	Fort Wayne	.01	NHPP		Major New - Construction	CN	\$0.00	\$0.00	\$0.00				
Indiana Department of Transportation	992242 B	Init.	US 33	Traffic Signals Modernization	At 5th St	Fort Wayne	.092	NHPP		Major New - Construction	CN	\$0.00	\$0.00	\$0.00				
Indiana Department of Transportation	992242 C	Init.	US 33	Traffic Signals Modernization	At SR 15 (Main St)	Fort Wayne	.01	NHPP		Major New - Construction	CN	\$0.00	\$0.00	\$0.00				
Indiana Department of Transportation	992242 X	Init.	US 33	Sign Modernization (Series Of Units)	Monroe St to SR 15 (Main St)	Fort Wayne	.975	NHPP		Major New - Construction	CN	\$0.00	\$0.00	\$0.00				
Indiana Department of Transportation	0600630	Init.	SR 19	Intersect. Improv. W/ Added Turn Lanes	At the intersection with CR 38	Fort Wayne	0	STP		Safety ROW	RW	\$8,000.00	\$2,000.00	\$10,000.00				
										Safety Construction	CN	\$1,270,800.00	\$317,700.00	\$1,588,500.00				
Indiana Department of Transportation	0600705	Init.	SR 19	Intersect. Improv. W/ Added Turn Lanes	At CR 52(E Woodview Dr), 1.07 miles N of US 6	Fort Wayne	0	STP		Safety Construction	CN	\$1,090,960.00	\$272,740.00	\$1,363,700.00				
Indiana Department of Transportation	1006180	Init.	US 20	Bridge Deck Overlay	Bridge at CR 18 Over US 20 Bypass, 2.06 Miles East of US 33.	Fort Wayne	.08	NHPP		Bridge Construction	CN	\$198,560.00	\$49,640.00	\$248,200.00				
Indiana Department of Transportation	1006210	Init.	US 6	New Br, Comp.Cont.Pres.Conc .Bulb T-Beam	Bridge for CR 29 over US 6, 1.0 mi. west of SR 13 W. Jct.	Fort Wayne	0	STP		Safety Construction	PE	\$16,000.00	\$4,000.00	\$20,000.00				
										Safety Construction	CN	\$1,978,400.00	\$494,600.00	\$100,000.00	\$2,373,000.00			
Indiana Department of Transportation	1296107	Init.	SR 119	Small Structure Pipe Lining	Pipeliner for Yellow Creek, 3.43 Miles East of SR 19.	Fort Wayne	0	STP		Bridge ROW	RW	\$1,600.00	\$400.00	\$2,000.00				

*Estimated Costs left to Complete Project column is for costs that may extend beyond the four years of a STIP. This column is not fiscally constrained and is for information purposes.

Indiana Department of Transportation (INDOT)
 State Preservation and Local Initiated Projects FY 2016 - 2019

SPONSOR	DES	STIP NAME	ROUTE	WORK TYPE	LOCATION	DISTRICT	MILES	FEDERAL CATEGORY	Estimated Cost left to Complete Project*	PROGRAM	PHASE	FEDERAL	MATCH	2016	2017	2018	2019
Indiana Department of Transportation	1296107	Init.	SR 119	Small Structure Pipe Lining	Pipeliners for Yellow Creek, 3.43 Miles East of SR 19.	Fort Wayne	0	STP		Bridge Construction	CN	\$48,800.00	\$12,200.00		\$61,000.00		
Indiana Department of Transportation	1400342	Init.	SR 19	Bridge Maintenance And Repair	Bridge Over Christiana Creek, 2.43 Miles South of I-90.	Fort Wayne	0	NHPP		Bridge Construction	CN	\$10,200.00	\$2,550.00	\$12,750.00			
Indiana Department of Transportation	1400345	Init.	SR 15	Bridge Maintenance And Repair	Bridge Over Whitehead Ditch, 2.80 Miles North of US 6.	Fort Wayne	0	NHPP		Bridge Construction	CN	\$12,760.00	\$3,190.00	\$15,950.00			
Indiana Department of Transportation	1400346	Init.	SR 15	Bridge Maintenance And Repair	Bridge Over Little Elkhart River, 0.11 Miles North of SR 120.	Fort Wayne	0	NHPP		Bridge Construction	CN	\$40,400.00	\$10,100.00	\$50,500.00			
Indiana Department of Transportation	1400347	Init.	US 20	Bridge Maintenance And Repair	Bridge Over US 33 NB/SB and NR RR EBL, 3.51 Miles of East SR 19.	Fort Wayne	0	NHPP		Bridge Construction	CN	\$11,520.00	\$2,880.00	\$14,400.00			
Indiana Department of Transportation	1400348	Init.	US 20	Bridge Maintenance And Repair	Bridge Over US 33 NB/SB and NR RR WBL, 3.51 Miles East of SR 19.	Fort Wayne	0	NHPP		Bridge Construction	CN	\$2,160.00	\$540.00	\$2,700.00			
Indiana Department of Transportation	1400350	Init.	US 20	Bridge Maintenance And Repair	Bridge Over CR 26, EBL, 1.55 Miles West of SR 19.	Fort Wayne	0	NHPP		Bridge Construction	CN	\$17,440.00	\$4,360.00	\$21,800.00			
Indiana Department of Transportation	1400351	Init.	US 20	Bridge Maintenance And Repair	Bridge Over CR 26, WBL, 1.55 Miles West of SR 19.	Fort Wayne	0	NHPP		Bridge Construction	CN	\$19,968.00	\$4,992.00	\$24,960.00			
Indiana Department of Transportation	1400352	Init.	US 20	Bridge Maintenance And Repair	Bridge Over Elkhart River EBL, 1.35 Miles East of US 33.	Fort Wayne	0	NHPP		Bridge Construction	CN	\$8,520.00	\$2,130.00	\$10,650.00			
Indiana Department of Transportation	1400353	Init.	US 20	Bridge Maintenance And Repair	Bridge Over Elkhart River WBL, 1.35 Miles East of US 33.	Fort Wayne	0	NHPP		Bridge Construction	CN	\$15,736.00	\$3,934.00	\$19,670.00			
Indiana Department of Transportation	1400354	Init.	US 20	Bridge Maintenance And Repair	Bridge Over CR 17 NB/SB WBL, 3.10 Miles East of US 33.	Fort Wayne	0	NHPP		Bridge Construction	CN	\$31,896.00	\$7,974.00	\$39,870.00			
Indiana Department of Transportation	1400355	Init.	US 20	Bridge Maintenance And Repair	Bridge Over CR 17 NB/SB EBL, 3.10 Miles East of US 33.	Fort Wayne	0	NHPP		Bridge Construction	CN	\$32,760.00	\$8,190.00	\$40,950.00			
Indiana Department of Transportation	1400356	Init.	US 20	Bridge Maintenance And Repair	Bridge EB Ramp Over CR 17 NB/SB EBL, 3.10 Miles East of US 33.	Fort Wayne	0	NHPP		Bridge Construction	CN	\$28,920.00	\$7,230.00	\$36,150.00			
Indiana Department of Transportation	1400357	Init.	US 20	Bridge Maintenance And Repair	Bridge Over Pine Creek EBL, 3.08 Miles West of SR 15.	Fort Wayne	0	NHPP		Bridge Construction	CN	\$8,520.00	\$2,130.00	\$10,650.00			
Indiana Department of Transportation	1400358	Init.	US 20	Bridge Maintenance And Repair	Bridge 20 Over Pine Creek WBL, 3.08 Miles West of SR 15.	Fort Wayne	0	NHPP		Bridge Construction	CN	\$8,520.00	\$2,130.00	\$10,650.00			
Indiana Department of Transportation	1400359	Init.	US 20	Bridge Maintenance And Repair	Bridge Over Pine Creek EB Ramp, 3.08 Miles West of SR 15.	Fort Wayne	0	NHPP		Bridge Construction	CN	\$8,520.00	\$2,130.00	\$10,650.00			
Indiana Department of Transportation	1400360	Init.	SR 119	Bridge Maintenance And Repair	Bridge Over Public Service Co Canal, 0.18 Miles South of SR 15.	Fort Wayne	0	STP		Bridge Construction	CN	\$8,080.00	\$2,020.00	\$10,100.00			
Indiana Department of Transportation	1400361	Init.	SR 120	Bridge Maintenance And Repair	Bridge Over Pine Creek, 4.28 Miles West of SR 15.	Fort Wayne	0	NHPP		Bridge Construction	CN	\$7,680.00	\$1,920.00	\$9,600.00			

*Estimated Costs left to Complete Project column is for costs that may extend beyond the four years of a STIP. This column is not fiscally constrained and is for information purposes.

Indiana Department of Transportation (INDOT)
 State Preservation and Local Initiated Projects FY 2016 - 2019

SPONSOR	DES	STIP NAME	ROUTE	WORK TYPE	LOCATION	DISTRICT	MILES	FEDERAL CATEGORY	Estimated Cost left to Complete Project*	PROGRAM	PHASE	FEDERAL	MATCH	2016	2017	2018	2019
Indiana Department of Transportation	1172001	Init.	US 131	HMA Overlay, Preventive Maintenance	From I-80/I-90(Toll Rd) to 0.67 N of I-80/I-90(Toll Rd) at Michigan State Line.	Fort Wayne	.643	NHPP		Road Construction	CN	\$199,200.00	\$49,800.00	\$249,000.00			
Indiana Department of Transportation	1296700	Init.	US 33	HMA Overlay, Preventive Maintenance	From 6.42 Mi. N. of US 6 (CR 31) to 0.80 Mi. East of SR 15	Fort Wayne	5.145	NHPP		Road Construction	CN	\$1,269,600.00	\$317,400.00	\$1,587,000.00			
Indiana Department of Transportation	1296192	Init.	US 6	Small Structure Replacement	Small Structure Over Darkwood Ditch, 5.46 Miles West of SR 15.	Fort Wayne	0	STP		Bridge ROW	RW	\$16,000.00	\$4,000.00	\$20,000.00			
										Bridge Construction	CN	\$748,000.00	\$187,000.00		\$935,000.00		
Indiana Department of Transportation	1296363	Init.	US 6	Bridge Replacement, Concrete	Bridge Over Berlin Court Ditch, 1.73 Miles East of SR 19.	Fort Wayne	0	STP		Bridge ROW	RW	\$16,000.00	\$4,000.00	\$20,000.00			
										Bridge Construction	CN	\$379,200.00	\$94,800.00		\$474,000.00		
Elkhart County	1382102	Init.	IR 1013	Bridge Inspections	Inspection and reinspection of county bridges 20 feet and longer	Fort Wayne	0	Multiple		Local Bridge Program	CN	\$0.00	\$0.00	\$0.00			
										100% Local Funds	PE	\$0.00	\$35,516.00	\$35,516.00			
										Local Bridge Program	PE	\$142,064.00	\$0.00	\$142,064.00			
Indiana Department of Transportation	1382751	Init.	US 33	Traffic Signals Modernization	On US 33 At Sunnyside Ave, CR 15, and Greene Road in Goshen and Dunlap	Fort Wayne	4.165	NHPP		Local Safety Program - 130	PE	\$40,000.00	\$10,000.00	\$50,000.00			
										Local Safety Program - 130	CN	\$240,000.00	\$60,000.00	\$300,000.00			
Indiana Department of Transportation	1298104	Init.	SR 19	HMA Overlay, Functional	From 4.22 Mi. Nrth of US 20 (Beardsly) to 5.89 Mi. Nrth of US 20 (Edwrdsbrg Av).	Fort Wayne	1.85	STP		Road Construction	CN	\$1,476,800.00	\$369,200.00			\$1,846,000.00	
Middlebury	1383290	Init.	MS 1	Other Type Project (Miscellaneous)	Middlebury Old Mill Park Trail RT 13009	Fort Wayne	0	STP		Recreational Trails Program	CN	\$80,000.00	\$0.00	\$80,000.00			
Indiana Department of Transportation	1400642	Init.	SR 15	Intersect. Improv. W/ Added Turn Lanes	For payment to the City of Goshen (SR 15 @ Kerchner Rd Intersection LPA work)	Fort Wayne	.329	NHPP		District Other Construction	CN	\$180,000.00	\$45,000.00		\$225,000.00		
Indiana Department of Transportation	1383502	Init.	SR 119	HMA Overlay, Functional	From SR 19 to 1.90 Miles West of SR 15 (Green Rd.)	Fort Wayne	8.416	STP		Road Construction	CN	\$1,850,560.00	\$462,640.00				\$2,313,200.00
Elkhart County	1400841	Init.	IR 1038	Bridge Rehabilitation Or Repair	Brg No 102 on CR 35 over the Little Elkhart River	Fort Wayne	.076	STP		100% Local Funds	CN	\$0.00	\$165,089.00			\$165,089.00	
										Local Bridge Program	CN	\$660,356.00	\$0.00			\$660,356.00	
										100% Local Funds	RW	\$0.00	\$2,100.00		\$2,100.00		

*Estimated Costs left to Complete Project column is for costs that may extend beyond the four years of a STIP. This column is not fiscally constrained and is for information purposes.

Indiana Department of Transportation (INDOT)
 State Preservation and Local Initiated Projects FY 2016 - 2019

SPONSOR	DES	STIP NAME	ROUTE	WORK TYPE	LOCATION	DISTRICT	MILES	FEDERAL CATEGORY	Estimated Cost left to Complete Project*	PROGRAM	PHASE	FEDERAL	MATCH	2016	2017	2018	2019
Elkhart County	1400841	Init.	IR 1038	Bridge Rehabilitation Or Repair	Brg No 102 on CR 35 over the Little Elkhart River	Fort Wayne	.076	STP		Local Bridge Program	RW	\$8,400.00	\$0.00		\$8,400.00		
Indiana Department of Transportation	1401475	Init.	US 6	Bridge Maintenance And Repair	Bridge Over Turkey Creek, 1.01 Miles West of SR 15.	Fort Wayne	0	STP		Bridge Consulting	PE	\$23,200.00	\$5,800.00		\$29,000.00		
										Bridge Construction	CN	\$32,280.00	\$8,070.00		\$40,350.00		
Indiana Department of Transportation	1401490	Init.	US 6	Bridge Maintenance And Repair	Bridge Over Turkey Creek, 1.01 Miles West of SR 15.	Fort Wayne	0	STP		Bridge Construction	CN	\$10,200.00	\$2,550.00		\$12,750.00		
Indiana Department of Transportation	1401498	Init.	SR 19	Bridge Maintenance And Repair	Bridge Over US 20 EB/WB , 9.15 Miles South of I-90.	Fort Wayne	0	NHPP		Bridge Construction	CN	\$42,480.00	\$10,620.00		\$53,100.00		
Indiana Department of Transportation	1401499	Init.	US 20	Bridge Maintenance And Repair	Bridge Over CR 13 Eastbound, 1.09 Miles East of US 33.	Fort Wayne	0	NHPP		Bridge Construction	CN	\$12,744.00	\$3,186.00		\$15,930.00		
Indiana Department of Transportation	1401500	Init.	US 20	Bridge Maintenance And Repair	Bridge at US 20 NW Connector over CR 17 NW Ramp, 2.88 Miles East of US 33.	Fort Wayne	0	NHPP		Bridge Construction	CN	\$6,376.00	\$1,594.00		\$7,970.00		
Indiana Department of Transportation	1401777	Init.	US 20	Repair Or Replace Joints	Bridge Over Rowe-Eden Ditch, 1.25 Miles East of SR 13.	Fort Wayne	0	STP		Bridge Construction	CN	\$20,272.00	\$5,068.00	\$25,340.00			
Indiana Department of Transportation	1401778	Init.	US 20	Repair Or Replace Joints	Bridge Over Little Elkhart River, 1.80 Miles East of SR 13.	Fort Wayne	0	STP		Bridge Construction	CN	\$20,272.00	\$5,068.00	\$25,340.00			
Indiana Department of Transportation	1401784	Init.	US 20	Repair Or Replace Joints	CR 22 Bridge Over US 20 - EB / WB, 0.58 Miles West of SR 19.	Fort Wayne	0	NHPP		Bridge Construction	CN	\$20,272.00	\$5,068.00	\$25,340.00			
Indiana Department of Transportation	1401785	Init.	US 20	Repair Or Replace Joints	Westbound Bridge at CR 45, 0.13 Miles East of US 33.	Fort Wayne	0	NHPP		Bridge Construction	CN	\$20,272.00	\$5,068.00	\$25,340.00			
Indiana Department of Transportation	1382015	Init.	US 33	Relinquishments/Road Transfer	Transfer of US 33 (Monroe to Pike) & SR 4 to ECL then reroute SR 15 to S. 3rd	Fort Wayne	1.153	NHPP		Statewide Construction	CN	\$320,000.00	\$80,000.00		\$400,000.00		

Elkhart County Total

Federal: \$35,147,321.60 Match :\$8,766,830.40 2016: \$34,291,907.00 2017: \$4,637,600.00 2018: \$2,671,445.00 2019: \$2,313,200.00

*Estimated Costs left to Complete Project column is for costs that may extend beyond the four years of a STIP. This column is not fiscally constrained and is for information purposes.

SPONSOR	DES	STIP NAME	ROUTE	WORK TYPE	LOCATION	DISTRICT	MILES	FEDERAL CATEGORY	Estimated Cost left to Complete Project*	PROGRAM	PHASE	FEDERAL	MATCH	2016	2017	2018	2019
Fayette County																	
Fayette County	1383454	Init.	IR 1003	Bridge Replacement, Other Construction	County Road 300 North approx 5 miles west of state road 1	Greenfield	.2	STP		Local Bridge Program	RW	\$64,000.00	\$0.00		\$64,000.00		
										Local Bridge Program	CN	\$1,122,560.00	\$0.00			\$1,122,560.00	
										100% Local Funds	CN	\$0.00	\$280,640.00			\$280,640.00	
										100% Local Funds	RW	\$0.00	\$16,000.00		\$16,000.00		
Connersville	1400751	Init.	IR 1007	Road Reconstruction (3R/4R Standards)	Grand Avenue Between 24th and 30th Street	Greenfield	.5	STP		100% Local Funds	PE	\$0.00	\$7,583.00		\$7,583.00		
										Group III Program	PE	\$30,336.00	\$0.00		\$30,336.00		
										Group III Program	CN	\$2,086,600.00	\$0.00			\$2,086,600.00	
										Group III Program	RW	\$143,264.00	\$0.00		\$143,264.00		
										100% Local Funds	CN	\$0.00	\$1,378,400.00			\$1,378,400.00	
										100% Local Funds	RW	\$0.00	\$35,817.00		\$35,817.00		

Fayette County Total
 Federal: \$3,446,760.00 Match :\$1,718,440.00 2016: 2017: \$297,000.00 2018: \$4,868,200.00 2019:

*Estimated Costs left to Complete Project column is for costs that may extend beyond the four years of a STIP. This column is not fiscally constrained and is for information purposes.

Indiana Department of Transportation (INDOT)
 State Preservation and Local Initiated Projects FY 2016 - 2019

SPONSOR	DES	STIP NAME	ROUTE	WORK TYPE	LOCATION	DISTRICT	MILES	FEDERAL CATEGORY	Estimated Cost left to Complete Project*	PROGRAM	PHASE	FEDERAL	MATCH	2016	2017	2018	2019
Floyd County																	
Indiana Department of Transportation	1296184	Init.	I 64	HMA Overlay, Preventive Maintenance	From SR 62/SR 64 to KY State Line	Seymour	5.936	Interstate		Road Construction	CN	\$3,316,050.00	\$368,450.00	\$3,684,500.00			
Indiana Department of Transportation	1297698	Init.	I 64	Single Location Bridge Inspection	Fracture Critical Bridge Inspection on Sherman Minton Bridge over Ohio River	Seymour	0	Interstate		Bridge Consulting	PE	\$0.00	\$0.00		\$0.00		
Indiana Department of Transportation	1298326	Init.	I 64	Single Location Bridge Inspection	Fracture Critical Inspection WBL IN Approach to Sherman Minton (SR 111/RR/Main)	Seymour	0	Interstate		Bridge Construction	CN	\$0.00	\$0.00	\$0.00			
										Bridge Consulting	PE	\$0.00	\$0.00		\$0.00		
Indiana Department of Transportation	1298327	Init.	I 64	Single Location Bridge Inspection	Fracture Critical Inspection EBL IN Approach to Sherman Minton (Southern RR)	Seymour	0	Interstate		Bridge Construction	CN	\$0.00	\$0.00	\$0.00			
										Bridge Consulting	PE	\$0.00	\$0.00		\$0.00		
Floyd County	1382109	Init.	IR 1001	Bridge Inspections	inspection and re-inspection of county bridges 20 feet and greater in length	Seymour	0	STP		Local Bridge Program	PE	\$0.00	\$0.00	\$0.00	\$0.00	\$0.00	\$0.00
										100% Local Funds	PE	\$0.00	\$0.00	\$0.00	\$0.00	\$0.00	\$0.00
										Local Bridge Program	CN	\$0.00	\$0.00	\$0.00	\$0.00	\$0.00	\$0.00
Indiana Department of Transportation	1400461	Init.	SR 111	Bridge Thin Deck Overlay	SR 111 and I-265 over I-265	Seymour	0	NHPP		Bridge Construction	CN	\$200,000.00	\$50,000.00	\$250,000.00			
Indiana Department of Transportation	1297100	Init.	SR 311	Relinquishments/Road Transfer	From I-265 to Clark Co. Line	Seymour	2.034	STP		Statewide Construction	CN	\$556,479.06	\$139,119.77	\$695,598.83			
										SMFR	CN	\$139,119.77	\$34,779.94	\$173,899.71			
Indiana Department of Transportation	1401154	Init.	I 64	Single Location Bridge Inspection	I-64 Sherman Minton Bridge over the Ohio River between New Albany and Louisville	Seymour	0	Interstate		Bridge Construction	CN	\$0.00	\$0.00	\$0.00			
										Bridge Consulting	PE	\$247,500.00	\$27,500.00		\$275,000.00		
Indiana Department of Transportation	1401178	Init.	I 265	Small Structure Replacement	1.97 miles West of I-65 under Payne-Koehler Road	Seymour	0	Interstate		Bridge Construction	CN	\$249,586.20	\$27,731.80	\$277,318.00			
Indiana Department of Transportation	1400473	Init.	I 265	Bridge Thin Deck Overlay	0.25 mile East of I-64 over I-64 Ramp C	Seymour	0	Interstate		Bridge Consulting	PE	\$18,000.00	\$2,000.00		\$20,000.00		
										Bridge Construction	CN	\$63,000.00	\$7,000.00			\$70,000.00	

Floyd County Total
 Federal: \$4,789,735.03 Match: \$656,581.51 2016: \$5,081,316.54 2017: \$295,000.00 2018: \$70,000.00 2019: \$0.00

*Estimated Costs left to Complete Project column is for costs that may extend beyond the four years of a STIP. This column is not fiscally constrained and is for information purposes.

Indiana Department of Transportation (INDOT)
 State Preservation and Local Initiated Projects FY 2016 - 2019

SPONSOR	DES	STIP NAME	ROUTE	WORK TYPE	LOCATION	DISTRICT	MILES	FEDERAL CATEGORY	Estimated Cost left to Complete Project*	PROGRAM	PHASE	FEDERAL	MATCH	2016	2017	2018	2019
Fountain County																	
Indiana Department of Transportation	1400458	Init.	US 41	Repair Or Replace Joints	SB Bridge over I-74, 0.73 mi N of US 136	Crawfordsville	0	STP		Bridge Construction	CN	\$0.00	\$0.00	\$0.00			
Indiana Department of Transportation	1400509	Init.	I 74	Repair Or Replace Joints	River Road over I-74, 2.81 mi E of SR 63	Crawfordsville	0	Interstate		Bridge Construction	CN	\$0.00	\$0.00	\$0.00			
Indiana Department of Transportation	1400510	Init.	I 74	Repair Or Replace Joints	EB Bridge over Graham Creek, 1.55 mi W of US 136	Crawfordsville	0	Interstate		Bridge Construction	CN	\$0.00	\$0.00	\$0.00			
Indiana Department of Transportation	1400511	Init.	I 74	Repair Or Replace Joints	WB Bridge over Graham Creek, 1.55 mi W of US 136	Crawfordsville	0	Interstate		Bridge Construction	CN	\$0.00	\$0.00	\$0.00			
Indiana Department of Transportation	1400512	Init.	I 74	Repair Or Replace Joints	EB Bridge over Shale Pit Road/Coal Cree, 0.8 mi /w of US 41	Crawfordsville	0	Interstate		Bridge Construction	CN	\$0.00	\$0.00	\$0.00			
Indiana Department of Transportation	1400513	Init.	I 74	Repair Or Replace Joints	WB Bridge over Shale Pit Road/Coal Creek, 0.8 mi W of US 41	Crawfordsville	0	Interstate		Bridge Construction	CN	\$0.00	\$0.00	\$0.00			
Indiana Department of Transportation	1400514	Init.	I 74	Repair Or Replace Joints	Epperson Road over I-74, 2.27 mi E of US 41	Crawfordsville	0	Interstate		Bridge Construction	CN	\$0.00	\$0.00	\$0.00			
Indiana Department of Transportation	1400564	Init.	I 74	Bridge Thin Deck Overlay	County Line Road over I-74, 1.3 mi W of SR 25	Crawfordsville	0	Interstate		Bridge Construction	CN	\$0.00	\$0.00	\$0.00			
Indiana Department of Transportation	1296019	Init.	SR 32	Bridge Deck Overlay	1.81 mi W of US41 over Prairie Creek	Crawfordsville	0	STP		Bridge Construction	CN	\$160,000.00	\$40,000.00	\$200,000.00			
Indiana Department of Transportation	1006329	Init.	US 136	Small Structure Replacement	1.61 mi E of I-74	Crawfordsville	0	STP		Bridge Construction	CN	\$473,600.00	\$118,400.00	\$592,000.00			
Indiana Department of Transportation	1006325	Init.	SR 341	Small Structure Pipe Lining	0.36 mi S of I-74	Crawfordsville	0	STP		Bridge Construction	CN	\$68,000.00	\$17,000.00	\$85,000.00			
Indiana Department of Transportation	1006340	Init.	SR 55	Small Structure Replacement	1.72 mi N of SR 341	Crawfordsville	0	STP		Bridge Construction	CN	\$96,800.00	\$24,200.00	\$121,000.00			
Indiana Department of Transportation	1006375	Init.	SR 32	Small Structure Replacement	4.23 mi W of US 41	Crawfordsville	0	STP		Bridge Construction	CN	\$39,200.00	\$9,800.00	\$49,000.00			
Attica	1297551	Init.	ST 1016	Road Reconstruction (3R/4R Standards)	Sycamore Street from Perry Street to US 41	Crawfordsville	0	STP		100% Local Funds	PE	\$0.00	\$0.00	\$0.00	\$0.00	\$0.00	\$0.00
										100% Local Funds	RW	\$0.00	\$0.00	\$0.00	\$0.00	\$0.00	\$0.00
										100% Local Funds	CN	\$0.00	\$478,652.00		\$478,652.00		
										Group IV Program	PE	\$0.00	\$0.00	\$0.00	\$0.00	\$0.00	\$0.00
										Group IV Program	RW	\$0.00	\$0.00	\$0.00	\$0.00	\$0.00	\$0.00

*Estimated Costs left to Complete Project column is for costs that may extend beyond the four years of a STIP. This column is not fiscally constrained and is for information purposes.

Indiana Department of Transportation (INDOT)
 State Preservation and Local Initiated Projects FY 2016 - 2019

SPONSOR	DES	STIP NAME	ROUTE	WORK TYPE	LOCATION	DISTRICT	MILES	FEDERAL CATEGORY	Estimated Cost left to Complete Project*	PROGRAM	PHASE	FEDERAL	MATCH	2016	2017	2018	2019
Attica	1297551	Init.	ST 1016	Road Reconstruction (3R/4R Standards)	Sycamore Street from Perry Street to US 41	Crawfordsville	0	STP		Group IV Program	CN	\$1,725,848.00	\$0.00		\$1,725,848.00		
Attica	1298177	Init.	IR 1001	Bike/Pedestrian Facilities	SR 28 & SR 55, also Oak St., Washington St. & College St. in Attica	Crawfordsville	0	STP		Local Safety Program	PE	\$4,420.00	\$0.00	\$4,420.00			
										100% Local Funds	CN	\$0.00	\$12,076.01	\$12,076.01			
										Local Safety Program	CN	\$163,330.00	\$0.00	\$163,330.00			
										Local Safety Program	RW	\$0.00	\$0.00	\$0.00	\$0.00	\$0.00	\$0.00
Fountain County	1382086	Init.	VA VARI	Bridge Inspections	County wide bridge Inspections	Crawfordsville	0	Multiple		Local Bridge Program	PE	\$41,512.00	\$0.00	\$41,512.00			
										100% Local Funds	PE	\$0.00	\$10,378.00	\$10,378.00			
										Local Bridge Program	CN	\$0.00	\$0.00	\$0.00			
Indiana Department of Transportation	1298468	Init.	SR 32	Small Structure Replacement	1.62 mi E of US 41	Crawfordsville	0	STP		Bridge Consulting	PE	\$12,000.00	\$3,000.00	\$15,000.00			
										Bridge ROW	RW	\$16,000.00	\$4,000.00		\$20,000.00		
										Bridge Construction	CN	\$379,200.00	\$94,800.00			\$474,000.00	
Veedersburg	1383311	Init.	ST 1001	Road Reconstruction (3R/4R Standards)	Mill Street from State Street to US 136	Crawfordsville	.5	STP		100% Local Funds	RW	\$0.00	\$4,622.00	\$4,622.00			
										Group IV Program	RW	\$18,488.00	\$0.00	\$18,488.00			
										Group IV Program	CN	\$1,809,032.00	\$0.00		\$1,809,032.00		
										100% Local Funds	CN	\$0.00	\$475,368.00		\$475,368.00		
Indiana Department of Transportation	0800879	Init.	SR 341	Bridge Deck Overlay	BR over sugar Mill Creek, 0.99 mi N of SR 234	Crawfordsville	0	STP		Bridge Construction	CN	\$544,000.00	\$136,000.00		\$680,000.00		
Indiana Department of Transportation	1400551	Init.	SR 32	Bridge Thin Deck Overlay	Bridge over Coal Creek, 5.46 mi W of US 41	Crawfordsville	0	STP		Bridge Construction	CN	\$92,800.00	\$23,200.00	\$116,000.00			
Veedersburg	1400869	Init.	ST 1001	Signs, Lighting, Signals And Markings	Signing Inventory of streets within Town limits	Crawfordsville	20.3	STP		Local Safety Program	CN	\$0.00	\$0.00	\$0.00			

*Estimated Costs left to Complete Project column is for costs that may extend beyond the four years of a STIP. This column is not fiscally constrained and is for information purposes.

SPONSOR	DES	STIP NAME	ROUTE	WORK TYPE	LOCATION	DISTRICT	MILES	FEDERAL CATEGORY	Estimated Cost left to Complete Project*	PROGRAM	PHASE	FEDERAL	MATCH	2016	2017	2018	2019
Veedersburg	1400869	Init.	ST 1001	Signs, Lighting, Signals And Markings	Signing Inventory of streets within Town limits	Crawfordsville	20.3	STP		Local Safety Program	PE	\$0.00	\$0.00	\$0.00	\$0.00	\$0.00	\$0.00
										100% Local Funds	PE	\$0.00	\$0.00	\$0.00	\$0.00	\$0.00	\$0.00

Fountain County Total

Federal: \$5,644,230.00 Match :\$1,451,496.01 2016: \$1,432,826.01 2017: \$5,188,900.00 2018: \$474,000.00 2019: \$0.00

*Estimated Costs left to Complete Project column is for costs that may extend beyond the four years of a STIP. This column is not fiscally constrained and is for information purposes.

Indiana Department of Transportation (INDOT)
 State Preservation and Local Initiated Projects FY 2016 - 2019

SPONSOR	DES	STIP NAME	ROUTE	WORK TYPE	LOCATION	DISTRICT	MILES	FEDERAL CATEGORY	Estimated Cost left to Complete Project*	PROGRAM	PHASE	FEDERAL	MATCH	2016	2017	2018	2019
Franklin County																	
Brookville	1401604	Init.	VA VARI	Road Rehabilitation (3R/4R Standards)	Blue Creek Road 849' South of US52 at the south end of Brookville	Seymour	0	STP		Group IV Program	CN	\$0.00	\$0.00	\$0.00	\$0.00	\$0.00	\$0.00
Indiana Department of Transportation	0800424	Init.	SR 101	Small Structure Pipe Lining	8.1 miles N of US-52 & 2.34 miles N of US-52	Seymour	5.66	STP		Bridge ROW	RW	\$9,600.00	\$2,400.00	\$12,000.00			
										Bridge Construction	CN	\$173,600.00	\$43,400.00	\$15,000.00	\$202,000.00		
Indiana Department of Transportation	1172481	Init.	SR 1	Demolition	SR-1X 0.50 mile S of US 52	Seymour	0	STP		District Other Construction	CN	\$220,000.00	\$55,000.00	\$275,000.00			
Indiana Department of Transportation	1006240	Init.	US 52	Small Structure Replacement	US 52 4.43 miles East of the East Junction w/SR 1	Seymour	0	STP		Bridge ROW	RW	\$27,200.00	\$6,800.00	\$34,000.00			
										Bridge Construction	CN	\$449,104.00	\$112,276.00	\$561,380.00			
Indiana Department of Transportation	1296697	Init.	SR 46	Bridge Replacement, Concrete	1.22 miles W of SR-229 over Laughery Creek on SR-46	Seymour	0	STP		Bridge ROW	RW	\$8,000.00	\$2,000.00			\$10,000.00	
										Bridge Construction	CN	\$687,593.60	\$171,898.40				\$859,492.00
Indiana Department of Transportation	1296759	Init.	I 74	Bridge Deck Overlay	1.39 miles W of SR-229 carrying County Rd 800S over I-74.	Seymour	0	Interstate		Bridge Construction	CN	\$243,900.00	\$27,100.00		\$271,000.00		
Indiana Department of Transportation	1296782	Init.	SR 1	Bridge Deck Overlay	0.31 miles S of US-52 over White Water River on SR-1	Seymour	0	STP		Bridge Construction	CN	\$1,306,400.00	\$326,600.00		\$1,633,000.00		
Indiana Department of Transportation	1296956	Init.	US 52	Pavement Replacement	From Butler Run to .10 mile south of the intersection of Blue Creek Road/US 52	Seymour	1.468	NHPP		Road Construction	CN	\$3,810,400.00	\$952,600.00	\$300,000.00	\$4,463,000.00		
										Road ROW	RW	\$240,000.00	\$60,000.00	\$300,000.00			
Franklin County	1382110	Init.	IR 1001	Bridge Inspections	inspection and re-inspection of county bridges 20 feet and greater in length	Seymour	0	STP		100% Local Funds	PE	\$0.00	\$4,332.00	\$4,332.00			
										Local Bridge Program	PE	\$17,328.00	\$0.00	\$17,328.00			
										Local Bridge Program	CN	\$0.00	\$0.00	\$0.00	\$0.00	\$0.00	\$0.00
Franklin County	1383347	Init.	MS 34	Bridge Rehabilitation Or Repair	Bridge #56, St Mary's Road (6th Street) over the Whitewater River	Seymour	.12	STP		Local Bridge Program	PE	\$79,016.00	\$0.00	\$79,016.00			
										100% Local Funds	PE	\$0.00	\$19,754.00	\$19,754.00			
										Local Bridge Program	CN	\$717,784.00	\$0.00		\$717,784.00		

*Estimated Costs left to Complete Project column is for costs that may extend beyond the four years of a STIP. This column is not fiscally constrained and is for information purposes.

Indiana Department of Transportation (INDOT)
 State Preservation and Local Initiated Projects FY 2016 - 2019

SPONSOR	DES	STIP NAME	ROUTE	WORK TYPE	LOCATION	DISTRICT	MILES	FEDERAL CATEGORY	Estimated Cost left to Complete Project*	PROGRAM	PHASE	FEDERAL	MATCH	2016	2017	2018	2019
Franklin County	1383347	Init.	MS 34	Bridge Rehabilitation Or Repair	Bridge #56, St Mary's Road (6th Street) over the Whitewater River	Seymour	.12	STP		100% Local Funds	CN	\$0.00	\$179,446.00		\$179,446.00		
Indiana Department of Transportation	1400719	Init.	SR 121	Erosion Control	1.6 miles north of US 52	Greenfield	.01	STP		District Other Construction	CN	\$217,216.80	\$54,304.20	\$271,521.00			
Franklin County	1400857	Init.	IR 1013	Bridge Rehabilitation Or Repair	Bridge #144, Fairfield Road over Brookville Reservoir	Seymour	.14	STP		Local Bridge Program	PE	\$99,520.00	\$0.00	\$99,520.00			
										100% Local Funds	CN	\$0.00	\$324,000.00			\$324,000.00	
										Local Bridge Program	CN	\$1,296,000.00	\$0.00			\$1,296,000.00	
										100% Local Funds	PE	\$0.00	\$24,880.00	\$24,880.00			
Franklin County	1383349	Init.	IR 1001	Signing	Multiple locations - Franklin County	Seymour	.243	STP		Local Safety Program	RW	\$0.00	\$0.00	\$0.00	\$0.00	\$0.00	\$0.00
										100% Local Funds	RW	\$0.00	\$800.00	\$800.00			
										Local Safety Program	PE	\$8,809.00	\$0.00	\$8,809.00			
										100% Local Funds	PE	\$0.00	\$979.00	\$979.00			
										Local Safety Program	CN	\$72,971.00	\$0.00		\$72,971.00		
										100% Local Funds	CN	\$0.00	\$7,308.00		\$7,308.00		
Indiana Department of Transportation	1401444	Init.	US 52	Bridge Thin Deck Overlay	0.13 mile east of SR 229 over Whitewater River	Seymour	0	STP		Bridge Construction	CN	\$214,400.00	\$53,600.00		\$268,000.00		

Franklin County Total
 Federal: \$9,898,842.40 Match :\$2,429,477.60 2016: \$2,024,319.00 2017: \$7,814,509.00 2018: \$1,630,000.00 2019: \$859,492.00

*Estimated Costs left to Complete Project column is for costs that may extend beyond the four years of a STIP. This column is not fiscally constrained and is for information purposes.

SPONSOR	DES	STIP NAME	ROUTE	WORK TYPE	LOCATION	DISTRICT	MILES	FEDERAL CATEGORY	Estimated Cost left to Complete Project*	PROGRAM	PHASE	FEDERAL	MATCH	2016	2017	2018	2019
Fulton County																	
Indiana Department of Transportation	1173623	Init.	US 31	Bridge Deck Overlay	SBL bridge over Tippecanoe River, 2.77 mi N of SR 14	LaPorte	0	NHPP		Bridge Construction	CN	\$680,000.00	\$170,000.00		\$850,000.00		
Indiana Department of Transportation	1173624	Init.	US 31	Bridge Deck Overlay	NBL bridge over Tippecanoe River, 2.77 mi N of SR 14	LaPorte	0	NHPP		Bridge Construction	CN	\$680,000.00	\$170,000.00		\$850,000.00		
Indiana Department of Transportation	1006764	Init.	US 31	Small Structure Pipe Lining	0.40 mi N of jct SR 14 and US 25	LaPorte	0	NHPP		Bridge Construction	CN	\$96,800.00	\$24,200.00		\$121,000.00		
										Bridge Consulting	PE	\$13,600.00	\$3,400.00	\$17,000.00			
Indiana Department of Transportation	1296450	Init.	US 31	Small Structure Pipe Lining	3.52 miles S of SR 25	LaPorte	0	NHPP		Bridge Consulting	PE	\$20,000.00	\$5,000.00	\$25,000.00			
										Bridge Construction	CN	\$294,400.00	\$73,600.00		\$368,000.00		
Indiana Department of Transportation	1296458	Init.	US 31	Small Structure Pipe Lining	0.63 miles N of SR 25	LaPorte	0	NHPP		Bridge Consulting	PE	\$11,200.00	\$2,800.00	\$14,000.00			
										Bridge Construction	CN	\$114,400.00	\$28,600.00		\$143,000.00		
Indiana Department of Transportation	1296494	Init.	US 31	Small Structure Pipe Lining	1.07 miles S of SR 25	LaPorte	0	NHPP		Bridge Consulting	PE	\$10,400.00	\$2,600.00	\$13,000.00			
										Bridge Construction	CN	\$79,200.00	\$19,800.00		\$99,000.00		
Fulton County	1382095	Init.	IR 1002	Bridge Inspections	County wide bridge inspections, 20' and greater in length	LaPorte	0	STP		Local Bridge Program	CN	\$0.00	\$0.00	\$0.00			
										100% Local Funds	PE	\$0.00	\$15,221.55	\$15,221.55			
										Local Bridge Program	PE	\$60,886.23	\$0.00	\$60,886.23			
Indiana Department of Transportation	1298551	Init.	SR 14	Small Structure Replacement	2.1 mi. E of Jct SR 17	LaPorte	0	STP		Bridge ROW	RW	\$20,800.00	\$5,200.00		\$26,000.00		
										Bridge Consulting	PE	\$39,600.00	\$9,900.00	\$49,500.00			
										Bridge Construction	CN	\$113,440.00	\$28,360.00		\$6,800.00	\$135,000.00	
Indiana Department of Transportation	1383389	Init.	SR 14	HMA Overlay, Preventive Maintenance	From 0.14 Miles West to 1.00 Miles East of SR 19 (Akron).	Fort Wayne	1.143	STP		District Other Construction	CN	\$267,600.00	\$66,900.00	\$334,500.00			
Akron	1383477	Init.	ST 1001	Construct ADA Approved Sidewalk Ramps	Starting @ the northside of town near the elementary school	LaPorte	7.6	STP		100% Local Funds	CN	\$0.00	\$50,720.00		\$50,720.00		

Indiana Department of Transportation (INDOT)
 State Preservation and Local Initiated Projects FY 2016 - 2019

SPONSOR	DES	STIP NAME	ROUTE	WORK TYPE	LOCATION	DISTRICT	MILES	FEDERAL CATEGORY	Estimated Cost left to Complete Project*	PROGRAM	PHASE	FEDERAL	MATCH	2016	2017	2018	2019
Akron	1383477	Init.	ST 1001	Construct ADA Approved Sidewalk Ramps	Starting @ the northside of town near the elementary school	LaPorte	7.6	STP		Local Transportation Alternatives	CN	\$202,880.00	\$0.00		\$202,880.00		
Akron	1383351	Init.	ST 1001	Safety Revisions	Various locations throughout the Town of Akron in Fulton County.	LaPorte	7.6	STP		Local Safety Program	CN	\$42,768.00	\$0.00		\$42,768.00		
										100% Local Funds	CN	\$0.00	\$4,752.00		\$4,752.00		
Rochester	1383473	Init.	ST 1001	Other Type Project (Miscellaneous)	City of Rochester SRTS Plan and Educational Materials	LaPorte	0	STP		Local Transportation Alternatives	PE	\$28,000.00	\$0.00	\$28,000.00			
										100% Local Funds	PE	\$0.00	\$7,000.00	\$7,000.00			
										Local Transportation Alternatives	CN	\$0.00	\$0.00	\$0.00			
Indiana Department of Transportation	1383717	Init.	SR 14	Small Structure Replacement	3.9 mi. E of SR 17	LaPorte	0	STP		Bridge Construction	CN	\$463,200.00	\$115,800.00				\$579,000.00
										Bridge Consulting	PE	\$61,120.00	\$15,280.00	\$57,900.00	\$18,500.00		
										Bridge ROW	RW	\$11,200.00	\$2,800.00			\$14,000.00	
Indiana Department of Transportation	1383709	Init.	SR 25	Bridge Replacement, Steel	Bridge over Yellow Creek, 0.04 mi. S of SR 110	LaPorte	0	STP		Bridge ROW	RW	\$21,600.00	\$5,400.00		\$27,000.00		
										Bridge Consulting	PE	\$100,400.00	\$25,100.00	\$125,500.00			
										Bridge Construction	CN	\$898,400.00	\$224,600.00				\$1,123,000.00
Indiana Department of Transportation	1383720	Init.	SR 25	Small Structure Replacement	CMP 2.9 Mi S of SR 110	LaPorte	0	STP		Bridge Construction	CN	\$93,600.00	\$23,400.00				\$117,000.00
										Bridge Consulting	PE	\$37,360.00	\$9,340.00	\$46,700.00			
										Bridge ROW	RW	\$9,600.00	\$2,400.00		\$12,000.00		
Indiana Department of Transportation	1383617	Init.	US 31	Other Intersection Improvement	at SR 110	LaPorte	0	NHPP		Safety Consulting	PE	\$40,000.00	\$10,000.00		\$50,000.00		
										Safety Construction	CN	\$869,600.00	\$217,400.00				\$1,087,000.00
Indiana Department of Transportation	1296479	Init.	SR 14	Small Structure Replacement	6.16 miles E of SR 25	LaPorte	0	STP		Bridge Consulting	PE	\$26,400.00	\$6,600.00	\$33,000.00			

*Estimated Costs left to Complete Project column is for costs that may extend beyond the four years of a STIP. This column is not fiscally constrained and is for information purposes.

SPONSOR	DES	STIP NAME	ROUTE	WORK TYPE	LOCATION	DISTRICT	MILES	FEDERAL CATEGORY	Estimated Cost left to Complete Project*	PROGRAM	PHASE	FEDERAL	MATCH	2016	2017	2018	2019
Indiana Department of Transportation	1296479	Init.	SR 14	Small Structure Replacement	6.16 miles E of SR 25	LaPorte	0	STP		Bridge Construction	CN	\$52,800.00	\$13,200.00		\$66,000.00		
										Bridge ROW	RW	\$21,600.00	\$5,400.00	\$27,000.00			

Fulton County Total

Federal: \$5,482,854.23

Match :\$1,364,773.55

2016: \$854,207.78

2017: \$2,938,420.00

2018: \$149,000.00

2019: \$2,906,000.00

*Estimated Costs left to Complete Project column is for costs that may extend beyond the four years of a STIP. This column is not fiscally constrained and is for information purposes.

Indiana Department of Transportation (INDOT)
 State Preservation and Local Initiated Projects FY 2016 - 2019

SPONSOR	DES	STIP NAME	ROUTE	WORK TYPE	LOCATION	DISTRICT	MILES	FEDERAL CATEGORY	Estimated Cost left to Complete Project*	PROGRAM	PHASE	FEDERAL	MATCH	2016	2017	2018	2019
Gibson County																	
Indiana Department of Transportation	0800578	Init.	SR 65	Bridge Replacement, Concrete	7.30 miles N of SR 64, over Branch of Ford Ditch	Vincennes	.01	STP		Bridge Consulting	PE	\$16,000.00	\$4,000.00	\$20,000.00			
										Bridge ROW	RW	\$28,000.00	\$7,000.00	\$35,000.00			
										Bridge Construction	CN	\$988,000.00	\$247,000.00		\$1,235,000.00		
Indiana Department of Transportation	1296539	Init.	SR 165	Small Structure Replacement	3.53 mile North of Jct of I-64	Vincennes	0	STP		Bridge Construction	CN	\$260,800.00	\$65,200.00		\$326,000.00		
										Bridge ROW	RW	\$10,800.00	\$2,700.00	\$13,500.00			
										Bridge Consulting	PE	\$6,600.00	\$1,650.00	\$8,250.00			
Indiana Department of Transportation	1296644	Init.	SR 68	Small Structure Replacement	2.86 mile E of N Jct of SR65	Vincennes	0	STP		Bridge ROW	RW	\$20,800.00	\$5,200.00	\$26,000.00			
										Bridge Consulting	PE	\$5,040.00	\$1,260.00	\$6,300.00			
										Bridge Construction	CN	\$204,800.00	\$51,200.00		\$256,000.00		
Indiana Department of Transportation	1296555	Init.	I 64	Small Structure Pipe Lining	0.48 mile W of US 41	Vincennes	0	Interstate		Bridge Construction	CN	\$231,300.00	\$25,700.00		\$257,000.00		
Indiana Department of Transportation	0800751	Init.	SR 357	HMA Overlay, Preventive Maintenance	Jct with SR 64 to jct with SR 57	Vincennes	1.26	STP		Road Consulting	PE	\$16,000.00	\$4,000.00	\$20,000.00			
										Road Construction	PE	\$4,000.00	\$1,000.00		\$5,000.00		
										Road ROW	RW	\$0.00	\$0.00	\$0.00	\$0.00	\$0.00	\$0.00
										Road Construction	CN	\$227,200.00	\$56,800.00		\$284,000.00		
Indiana Department of Transportation	1296594	Init.	SR 56	Small Structure Replacement	3.16 mile E of Jct of US41	Vincennes	0	STP		Bridge Construction	CN	\$99,200.00	\$24,800.00	\$124,000.00			
Indiana Department of Transportation	1296654	Init.	I 64	Bridge Painting	Over US 41, 4.35 mile W of I-164/SR57	Vincennes	0	Interstate		Bridge Construction	CN	\$150,300.00	\$16,700.00		\$167,000.00		
Indiana Department of Transportation	1296665	Init.	I 64	Bridge Painting	Over US 41, 4.35 m W of I-164/SR57	Vincennes	0	Interstate		Bridge Construction	CN	\$150,300.00	\$16,700.00		\$167,000.00		
Princeton	1298678	Init.	MS 4	Bike/Pedestrian Facilities	Stellar Community Project - Heritage Trail - along Embree St from Spruce to Ford	Vincennes	0	Multiple		100% Local Funds	RW	\$0.00	\$7,500.00	\$7,500.00			

*Estimated Costs left to Complete Project column is for costs that may extend beyond the four years of a STIP. This column is not fiscally constrained and is for information purposes.

Indiana Department of Transportation (INDOT)
 State Preservation and Local Initiated Projects FY 2016 - 2019

SPONSOR	DES	STIP NAME	ROUTE	WORK TYPE	LOCATION	DISTRICT	MILES	FEDERAL CATEGORY	Estimated Cost left to Complete Project*	PROGRAM	PHASE	FEDERAL	MATCH	2016	2017	2018	2019
Princeton	1298678	Init.	MS 4	Bike/Pedestrian Facilities	Stellar Community Project - Heritage Trail - along Embree St from Spruce to Ford	Vincennes	0	Multiple		Local Trans Enhancement Program	RW	\$30,000.00	\$0.00	\$30,000.00			
										100% Local Funds	CN	\$0.00	\$266,821.00		\$266,821.00		
										Local Trans Enhancement Program	CN	\$1,067,281.00	\$0.00		\$1,067,281.00		
Gibson County	1382193	Init.	IR 1008	Bridge Inspections	Inspection and re-inspection of bridges 20 feet and greater in Gibson Co	Vincennes	0	Multiple		100% Local Funds	PE	\$0.00	\$0.00	\$0.00	\$0.00	\$0.00	\$0.00
										Local Bridge Program	PE	\$0.00	\$0.00	\$0.00	\$0.00	\$0.00	\$0.00
										Local Bridge Program	CN	\$0.00	\$0.00	\$0.00	\$0.00	\$0.00	\$0.00
Indiana Department of Transportation	1298246	Init.	SR 64	Small Structure Replacement	3.39 miles W of I 69	Vincennes	.04	STP		Bridge ROW	RW	\$16,000.00	\$4,000.00		\$20,000.00		
										Bridge Construction	CN	\$330,915.20	\$82,728.80		\$150,000.00	\$263,644.00	
Oakland City	1383288	Init.	MS UPWP	Other Type Project (Miscellaneous)	Oakland City Good Start Trail RT 13007	Vincennes	0	STP		Recreational Trails Program	CN	\$33,920.00	\$0.00	\$33,920.00			
Indiana Department of Transportation	1400282	Init.	US 41	Bridge Maintenance And Repair	Bridge Under CR 550S, 1.49 mile N of SR 168	Vincennes	0	NHPP		Bridge Construction	CN	\$148,000.00	\$37,000.00	\$185,000.00			
Oakland City	1400819	Init.	ST 1001	Bike/Pedestrian Facilities	Oakland City Franklin Street Corridor with connectors on Division & Williams Sts	Vincennes	.95	STP		Local Trans Enhancement Program	PE	\$12,800.00	\$0.00			\$12,800.00	
										Local Transportation Alternatives	CN	\$539,200.00	\$0.00				\$539,200.00
										100% Local Funds	PE	\$0.00	\$15,200.00	\$4,070.00	\$3,750.00	\$7,380.00	
										Local Transportation Alternatives	PE	\$48,000.00	\$0.00	\$16,280.00	\$15,000.00	\$16,720.00	
										100% Local Funds	CN	\$0.00	\$134,800.00				\$134,800.00
Indiana Department of Transportation	1400147	Init.	SR 68	Small Structure Replacement	0.30 miles E of US 41	Vincennes	0	STP		Bridge Construction	CN	\$128,800.00	\$32,200.00				\$161,000.00
										Bridge Consulting	PE	\$32,000.00	\$8,000.00	\$40,000.00			
										Bridge ROW	RW	\$7,200.00	\$1,800.00		\$9,000.00		

*Estimated Costs left to Complete Project column is for costs that may extend beyond the four years of a STIP. This column is not fiscally constrained and is for information purposes.

SPONSOR	DES	STIP NAME	ROUTE	WORK TYPE	LOCATION	DISTRICT	MILES	FEDERAL CATEGORY	Estimated Cost left to Complete Project*	PROGRAM	PHASE	FEDERAL	MATCH	2016	2017	2018	2019
Indiana Department of Transportation	1400206	Init.	SR 64	Pavement Replacement	1.29 miles East of W Jct SR 65 to US 41	Vincennes	3.606	STP		Road Construction	CN	\$9,640,000.00	\$2,410,000.00			\$50,000.00	\$12,000,000.00
										Road Consulting	PE	\$854,760.00	\$213,690.00	\$1,068,450.00			

Gibson County Total

Federal: \$15,308,016.20 Match :\$3,744,649.80 2016: \$1,638,270.00 2017: \$4,228,852.00 2018: \$350,544.00 2019: \$12,835,000.00

*Estimated Costs left to Complete Project column is for costs that may extend beyond the four years of a STIP. This column is not fiscally constrained and is for information purposes.

Indiana Department of Transportation (INDOT)
 State Preservation and Local Initiated Projects FY 2016 - 2019

SPONSOR	DES	STIP NAME	ROUTE	WORK TYPE	LOCATION	DISTRICT	MILES	FEDERAL CATEGORY	Estimated Cost left to Complete Project*	PROGRAM	PHASE	FEDERAL	MATCH	2016	2017	2018	2019
Grant County																	
Indiana Department of Natural Resources	1401068	Init.	VA VARI	Bike/Pedestrian Facilities	Converse Junction Trail	Fort Wayne	0	STP		Recreational Trails Program	CN	\$139,760.00	\$0.00	\$139,760.00			
										Recreational Trails Program	RW	\$760.00	\$0.00	\$760.00			
Indiana Department of Transportation	0300971	Init.	SR 18	Bridge Replacement, Special	Bridge Over Monroe-Thompson Ditch, 2.3 miles E of I-69	Fort Wayne	0	STP		Bridge Consulting	PE	\$74,480.00	\$18,620.00	\$93,100.00			
										Bridge Construction	CN	\$800,000.00	\$200,000.00	\$1,000,000.00			
Indiana Department of Transportation	0800747	Init.	SR 13	Br Repl, Comp.Cont.Pres.Conc . I-Beam	1.92 miles South of SR 26 (Over Middle Fork)	Greenfield	0	STP		Bridge ROW	RW	\$28,000.00	\$7,000.00	\$35,000.00			
										Bridge Construction	CN	\$817,269.60	\$204,317.40		\$1,021,587.00		
Indiana Department of Transportation	1006126	Init.	SR 9	Small Structure Replacement	Small Structure Over Branch of Deer Creek, 1.63 Miles North of SR 26.	Fort Wayne	0	STP		Bridge Construction	CN	\$464,800.00	\$116,200.00	\$581,000.00			
Indiana Department of Transportation	1296414	Init.	I 69	HMA Overlay, Preventive Maintenance	From 1.29 Mi. N. of SR 22 (Walnut Creek Bridge) to SR 18.	Fort Wayne	3.605	Interstate		Road Construction	CN	\$1,471,500.00	\$163,500.00	\$1,635,000.00			
Indiana Department of Transportation	1173922	Init.	I 69	Small Structure Pipe Lining	Pipeliners for Tippy Ditch, 0.68 Miles North of SR 18.	Fort Wayne	0	Interstate		Bridge Construction	CN	\$82,800.00	\$9,200.00	\$92,000.00			
Indiana Department of Transportation	1173925	Init.	I 69	Small Structure Pipe Lining	Pipeliners for Branch #2 - Lugar Creek, 2.16 Miles South of SR 18.	Fort Wayne	0	Interstate		Bridge Construction	CN	\$126,000.00	\$14,000.00	\$140,000.00			
Indiana Department of Transportation	1173927	Init.	I 69	Small Structure Pipe Lining	Pipeliners for Branch #1 Lugar Creek, 2.31 Miles South of SR 18.	Fort Wayne	0	Interstate		Bridge Construction	CN	\$63,000.00	\$7,000.00	\$70,000.00			
Indiana Department of Transportation	1173928	Init.	I 69	Small Structure Pipe Lining	Pipeliners for Branch Creek, 1.04 Miles South of US 35/SR 22.	Fort Wayne	0	Interstate		Bridge Construction	CN	\$58,500.00	\$6,500.00	\$65,000.00			
Indiana Department of Transportation	1296081	Init.	SR 5	Small Structure Pipe Lining	Pipeliners for Ditch (equalizer), 0.80 Miles North of SR 22.	Fort Wayne	0	STP		Bridge Construction	CN	\$26,400.00	\$6,600.00	\$33,000.00			
Indiana Department of Transportation	1296084	Init.	SR 5	Small Structure Pipe Lining	Pipeliners for Ditch (equalizer), 1.83 Miles North of SR 22.	Fort Wayne	0	STP		Bridge Construction	CN	\$43,200.00	\$10,800.00	\$54,000.00			
Indiana Department of Transportation	1296094	Init.	SR 18	Small Structure Pipe Lining	Pipeliners for Branch of Lugar Creek Drain, 1.73 Miles East of SR 9.	Fort Wayne	0	STP		Bridge Construction	CN	\$129,600.00	\$32,400.00	\$162,000.00			
Indiana Department of Transportation	1296096	Init.	SR 18	Small Structure Pipe Lining	Pipeliners for Lugar Creek Drain, 3.12 Miles East of SR 9.	Fort Wayne	0	STP		Bridge Construction	CN	\$240,800.00	\$60,200.00	\$301,000.00			
Indiana Department of Transportation	1296385	Init.	I 69	Bridge Deck Overlay	Bridge Over Tippy Ditch (NBL), 0.49 Miles South of SR 18.	Fort Wayne	0	Interstate		Bridge Consulting	PE	\$245,790.00	\$27,310.00	\$273,100.00			
										Bridge Construction	CN	\$923,787.00	\$102,643.00	\$1,026,430.00			

*Estimated Costs left to Complete Project column is for costs that may extend beyond the four years of a STIP. This column is not fiscally constrained and is for information purposes.

Indiana Department of Transportation (INDOT)
 State Preservation and Local Initiated Projects FY 2016 - 2019

SPONSOR	DES	STIP NAME	ROUTE	WORK TYPE	LOCATION	DISTRICT	MILES	FEDERAL CATEGORY	Estimated Cost left to Complete Project*	PROGRAM	PHASE	FEDERAL	MATCH	2016	2017	2018	2019
Indiana Department of Transportation	1296387	Init.	I 69	Bridge Deck Overlay	Bridge Over Tippy Ditch (SBL), 0.49 Miles South of SR 18.	Fort Wayne	0	Interstate		Bridge Construction	CN	\$937,692.00	\$104,188.00	\$1,041,880.00			
Indiana Department of Transportation	1296401	Init.	I 69	Bridge Deck Overlay	Bridge Over Lugar Creek (SBL), 0.78 Miles South of SR 18.	Fort Wayne	0	Interstate		Bridge Construction	CN	\$236,101.50	\$26,233.50	\$262,335.00			
Indiana Department of Transportation	1296405	Init.	I 69	Bridge Deck Overlay	Bridge Over Lugar Creek (NBL), 0.78 Miles South of SR 18.	Fort Wayne	0	Interstate		Bridge Consulting	PE	\$8,550.00	\$950.00	\$9,500.00			
										Bridge Construction	CN	\$306,000.00	\$34,000.00	\$340,000.00			
Indiana Department of Transportation	1296386	Init.	SR 9	HMA Overlay, Preventive Maintenance	From 0.50 Mi. S. of SR 18 to 2.15 Mi. N. of SR 18 (Mississinewa River).	Fort Wayne	2.613	STP		Road Construction	CN	\$1,147,200.00	\$286,800.00	\$1,434,000.00			
Marion	1173225	Init.	ST 1001	Road Reconstruction (3R/4R Standards)	Adams St: from 38th St to 33rd St.	Fort Wayne	.5	STP		Group III Program	CN	\$1,539,920.00	\$0.00	\$1,539,920.00			
										100% Local Funds	CN	\$0.00	\$375,980.00	\$375,980.00			
Gas City	1173224	Init.	ST 1001	Road Reconstruction (3R/4R Standards)	First St: from South D St to SR 22 (Main St)	Fort Wayne	.53	STP		Group III Program	CN	\$1,398,960.00	\$0.00	\$1,398,960.00			
										100% Local Funds	CN	\$0.00	\$349,740.00	\$349,740.00			
Indiana Department of Transportation	1006471	Init.	SR 26	Replace Superstructure	1.56 mile West SR 9 over Deer Creek	Greenfield	0	STP		Bridge Construction	CN	\$612,856.00	\$153,214.00	\$766,070.00			
										Bridge ROW	RW	\$48,000.00	\$12,000.00	\$60,000.00			
Indiana Department of Transportation	1296534	Init.	SR 26	Small Structure Replacement	2.053 miles east of SR 9	Greenfield	0	STP		Bridge Construction	CN	\$221,848.80	\$55,462.20		\$277,311.00		
										Bridge ROW	RW	\$16,000.00	\$4,000.00		\$20,000.00		
Indiana Department of Natural Resources	1297546	Init.	VA VARI	Bike/Pedestrian Facilities	Marion City Center Trail RT 12006	Fort Wayne	0	STP		100% Local Funds	CN	\$0.00	\$110,000.00		\$110,000.00		
										Recreational Trails Program	RW	\$40,000.00	\$0.00	\$40,000.00			
Grant County	1298090	Init.	IR 1007	Bridge Inspections	Inspection and reinspection of bridges 20 feet and longer: Grant Co.	Fort Wayne	0	Multiple		Local Bridge Program	PE	\$0.00	\$0.00	\$0.00	\$0.00	\$0.00	\$0.00
										100% Local Funds	PE	\$0.00	\$0.00	\$0.00	\$0.00	\$0.00	\$0.00
Indiana Department of Transportation	1400418	Init.	SR 18	Bridge Maintenance And Repair	Bridge Over Pipe Creek, 3.60 Miles East of SR 13.	Fort Wayne	0	STP		Bridge Construction	CN	\$24,920.00	\$6,230.00	\$31,150.00			

*Estimated Costs left to Complete Project column is for costs that may extend beyond the four years of a STIP. This column is not fiscally constrained and is for information purposes.

Indiana Department of Transportation (INDOT)
 State Preservation and Local Initiated Projects FY 2016 - 2019

SPONSOR	DES	STIP NAME	ROUTE	WORK TYPE	LOCATION	DISTRICT	MILES	FEDERAL CATEGORY	Estimated Cost left to Complete Project*	PROGRAM	PHASE	FEDERAL	MATCH	2016	2017	2018	2019
Indiana Department of Transportation	1400433	Init.	I 69	Bridge Maintenance And Repair	Bridge Over Central RR Co of IN NBL, 0.45 Miles South of US 35.	Fort Wayne	0	Interstate		Bridge Construction	CN	\$8,145.00	\$905.00	\$9,050.00			
Indiana Department of Transportation	1400434	Init.	I 69	Bridge Maintenance And Repair	Bridge Over Central RR Co of IN SBL, 0.45 Miles South of US 35.	Fort Wayne	0	Interstate		Bridge Construction	CN	\$8,145.00	\$905.00	\$9,050.00			
Indiana Department of Transportation	1400435	Init.	I 69	Bridge Maintenance And Repair	Bridge Over SR22/US35 NBL, 4.12 Miles North of SR 26.	Fort Wayne	0	Interstate		Bridge Construction	CN	\$36,855.00	\$4,095.00	\$40,950.00			
Indiana Department of Transportation	1400436	Init.	I 69	Bridge Maintenance And Repair	Bridge Over SR22/US35 SBL, 4.12 Miles North of SR 26.	Fort Wayne	0	Interstate		Bridge Construction	CN	\$32,040.00	\$3,560.00	\$35,600.00			
Indiana Department of Transportation	1400437	Init.	I 69	Bridge Maintenance And Repair	Bridge Over Walnut Creek NBL, 1.20 Miles North of US35.	Fort Wayne	0	Interstate		Bridge Construction	CN	\$8,370.00	\$930.00	\$9,300.00			
Indiana Department of Transportation	1400438	Init.	I 69	Bridge Maintenance And Repair	Bridge Over Walnut Creek SBL, 1.20 Miles North of US35.	Fort Wayne	0	Interstate		Bridge Construction	CN	\$8,370.00	\$930.00	\$9,300.00			
Indiana Department of Transportation	1400439	Init.	I 69	Bridge Maintenance And Repair	Bridge Over SR 18 NBL, 4.98 Miles North of US 35.	Fort Wayne	0	Interstate		Bridge Construction	CN	\$8,145.00	\$905.00	\$9,050.00			
Indiana Department of Transportation	1400440	Init.	I 69	Bridge Maintenance And Repair	Bridge Over SR 18 SBL, 4.98 Miles North of US 35.	Fort Wayne	0	Interstate		Bridge Construction	CN	\$8,145.00	\$905.00	\$9,050.00			
Van Buren	1383293	Init.	ST 1011	Construct ADA Approved Sidewalk Ramps	ADA upgrades on Main and Vine Streets	Fort Wayne	.637	STP		Local Transportation Alternatives	CN	\$67,860.00	\$0.00		\$67,860.00		
										100% Local Funds	CN	\$0.00	\$16,965.00		\$16,965.00		
Grant County	1383456	Init.	IR 1009	Replace Superstructure	CR 500 N, Brg # 10 over Mississinewa River	Fort Wayne	.1	STP		Local Bridge Program	CN	\$1,152,000.00	\$0.00		\$1,152,000.00		
										100% Local Funds	CN	\$0.00	\$288,000.00		\$288,000.00		
Marion	1383612	Init.	ST 1001	Traffic Hardware Modernization	Various Signals in the City of Marion	Fort Wayne	16.5	STP		Local Safety Program	CN	\$400,500.00	\$0.00		\$400,500.00		
										100% Local Funds	CN	\$0.00	\$44,500.00		\$44,500.00		
Fairmount	1383326	Init.	ST 1001	Construct ADA Approved Sidewalk Ramps	ADA upgrades on Main Street, Washington St, Sycamore Street, and Madison St	Greenfield	.677	STP		Local Transportation Alternatives	CN	\$125,892.00	\$0.00		\$125,892.00		
										100% Local Funds	CN	\$0.00	\$31,473.00		\$31,473.00		
Indiana Department of Transportation	1383650	Init.	I 69	Concrete Pavement Restoration (CPR)	From SR 18 to 5.59 Miles North of SR 18	Fort Wayne	5.594	Interstate		Road Consulting	PE	\$990,000.00	\$110,000.00	\$900,000.00	\$200,000.00		
										Road Construction	CN	\$7,813,800.00	\$868,200.00				\$8,682,000.00

*Estimated Costs left to Complete Project column is for costs that may extend beyond the four years of a STIP. This column is not fiscally constrained and is for information purposes.

Indiana Department of Transportation (INDOT)
 State Preservation and Local Initiated Projects FY 2016 - 2019

SPONSOR	DES	STIP NAME	ROUTE	WORK TYPE	LOCATION	DISTRICT	MILES	FEDERAL CATEGORY	Estimated Cost left to Complete Project*	PROGRAM	PHASE	FEDERAL	MATCH	2016	2017	2018	2019
Indiana Department of Transportation	1383507	Init.	SR 18	Small Structure Pipe Lining	Over Branch of Lugar Creek Drain, 5.30 Miles East of SR 9	Fort Wayne	0	NHPP		Road Construction	CN	\$110,800.00	\$27,700.00				\$138,500.00
										Road ROW	RW	\$4,000.00	\$1,000.00			\$5,000.00	
Grant County	1400801	Init.	IR 1006	New Road Construction	Garthwaite Rd Ext. from 38th St(CR 200 S) to Monroe Pike	Fort Wayne	1.25	STP		100% Local Funds	CN	\$0.00	\$942,000.00			\$942,000.00	
										Group IV Program	CN	\$3,768,000.00	\$0.00			\$3,768,000.00	
Sweetser	1400810	Init.	VA VARI	Signing	Sign inventory and replacement throughout the Town of Sweetser	Fort Wayne	7.8	STP		Local Safety Program	PE	\$3,001.50	\$0.00			\$3,001.50	
										100% Local Funds	PE	\$0.00	\$333.50			\$333.50	
										100% Local Funds	CN	\$0.00	\$5,850.00			\$5,850.00	
										Local Safety Program	CN	\$52,650.00	\$0.00			\$52,650.00	
Indiana Department of Transportation	1401433	Init.	SR 5	Surface Treatment, Ultrathin Bonded Wearing Course	From SR 22 to SR 18.	Fort Wayne	4.997	STP		Road Construction	CN	\$564,160.00	\$141,040.00	\$705,200.00			
Indiana Department of Transportation	1401476	Init.	SR 18	Bridge Maintenance And Repair	Bridge Over NS RR, 2.07 Miles West of SR 9.	Fort Wayne	0	NHPP		Bridge Construction	CN	\$18,688.00	\$4,672.00		\$23,360.00		
Indiana Department of Transportation	1401480	Init.	I 69	Bridge Maintenance And Repair	Bridge SR 22/US 35 Northbound, 4.12 Miles North of SR 26.	Fort Wayne	0	Interstate		Bridge Construction	CN	\$23,895.00	\$2,655.00		\$26,550.00		
Indiana Department of Transportation	1401481	Init.	I 69	Bridge Maintenance And Repair	Bridge at SR 22/US 35 Southbound, 4.12 Miles North of SR 26.	Fort Wayne	0	Interstate		Bridge Construction	CN	\$23,895.00	\$2,655.00		\$26,550.00		
Indiana Department of Transportation	1401553	Init.	SR 22	Bridge Maintenance And Repair	Small Structure Over East Junction of Branch Creek - 1.59 Miles East of I-69.	Fort Wayne	0	STP		Bridge Construction	CN	\$27,568.00	\$6,892.00		\$34,460.00		
Indiana Department of Transportation	1401555	Init.	US 35	Bridge Maintenance And Repair	Small Structure Over Unnamed Tributary of Walnut Creek, 0.82 Miles West of I-69.	Fort Wayne	0	NHPP		Bridge Construction	CN	\$27,568.00	\$6,892.00		\$34,460.00		
Indiana Department of Transportation	1401492	Init.	SR 9	Bridge Maintenance And Repair	bridge Over Mississinewa River, Street, 0.92 Miles North of SR 15.	Fort Wayne	0	NHPP		Bridge Construction	CN	\$12,744.00	\$3,186.00		\$15,930.00		
Indiana Department of Transportation	1401508	Init.	SR 26	Bridge Maintenance And Repair	Bridge Over I-69, 5.01 Miles West of SR 22.	Greenfield	0	STP		Bridge Construction	CN	\$23,752.00	\$5,938.00		\$29,690.00		
Indiana Department of Transportation	1401509	Init.	SR 26	Bridge Maintenance And Repair	Bridge Over Mississinewa River, 2.17 Miles East of I-69.	Greenfield	0	STP		Bridge Construction	CN	\$15,352.00	\$3,838.00		\$19,190.00		
Indiana Department of Transportation	1401510	Init.	SR 26	Bridge Maintenance And Repair	Bridge Over Lake Ditch, 0.92 Miles West SR 22.	Fort Wayne	0	STP		Bridge Construction	CN	\$11,048.00	\$2,762.00		\$13,810.00		

*Estimated Costs left to Complete Project column is for costs that may extend beyond the four years of a STIP. This column is not fiscally constrained and is for information purposes.

Indiana Department of Transportation (INDOT)
 State Preservation and Local Initiated Projects FY 2016 - 2019

SPONSOR	DES	STIP NAME	ROUTE	WORK TYPE	LOCATION	DISTRICT	MILES	FEDERAL CATEGORY	Estimated Cost left to Complete Project*	PROGRAM	PHASE	FEDERAL	MATCH	2016	2017	2018	2019
Indiana Department of Transportation	1401525	Init.	I 69	Bridge Maintenance And Repair	Bridge Over Mississinewa River Northbound, 1.78 Miles South of US 35.	Fort Wayne	0	Interstate		Bridge Construction	CN	\$19,116.00	\$2,124.00		\$21,240.00		
Indiana Department of Transportation	1401526	Init.	I 69	Bridge Maintenance And Repair	Bridge Over Mississinewa River Southbound, 1.78 Miles South of US 35.	Fort Wayne	0	Interstate		Bridge Construction	CN	\$19,116.00	\$2,124.00		\$21,240.00		
Indiana Department of Transportation	1401527	Init.	I 69	Bridge Maintenance And Repair	Bridge CR 200 South over I-69, 1.99 Miles South of SR 18.	Fort Wayne	0	Interstate		Bridge Construction	CN	\$15,777.00	\$1,753.00		\$17,530.00		
Indiana Department of Transportation	1401760	Init.	SR 18	Repair Or Replace Joints	Bridge Over Pipe Creek, 0.25 Miles West of SR 13.	Fort Wayne	0	STP		Bridge Construction	CN	\$20,272.00	\$5,068.00	\$25,340.00			
Indiana Department of Transportation	1401761	Init.	SR 18	Repair Or Replace Joints	Bridge Over Boots Creek, 0.64 Miles East of SR 9.	Fort Wayne	0	NHPP		Bridge Construction	CN	\$20,272.00	\$5,068.00	\$25,340.00			
Indiana Department of Transportation	1401767	Init.	US 35	Repair Or Replace Joints	Bridge Over Bell Creek, 0.39 Miles South of SR 37.	Fort Wayne	0	NHPP		Bridge Construction	CN	\$20,272.00	\$5,068.00	\$25,340.00			

Grant County Total

Federal: \$27,744,708.40 Match :\$5,055,979.60 2016: \$15,163,255.00 2017: \$4,040,098.00 2018: \$4,776,835.00 2019: \$8,820,500.00

*Estimated Costs left to Complete Project column is for costs that may extend beyond the four years of a STIP. This column is not fiscally constrained and is for information purposes.

Indiana Department of Transportation (INDOT)
 State Preservation and Local Initiated Projects FY 2016 - 2019

SPONSOR	DES	STIP NAME	ROUTE	WORK TYPE	LOCATION	DISTRICT	MILES	FEDERAL CATEGORY	Estimated Cost left to Complete Project*	PROGRAM	PHASE	FEDERAL	MATCH	2016	2017	2018	2019
Greene County																	
Indiana Department of Transportation	1296544	Init.	SR 59	Small Structure Pipe Lining	3.51 mile S of JCT of SR54	Vincennes	0	STP		Bridge Consulting	PE	\$925.43	\$231.36	\$1,156.79			
										Bridge ROW	RW	\$0.00	\$0.00		\$0.00		
										Bridge Construction	CN	\$0.00	\$0.00		\$0.00		
Indiana Department of Transportation	1296566	Init.	SR 157	Small Structure Pipe Lining	2.85 mile N of N Jct of US231	Vincennes	0	STP		Bridge ROW	RW	\$0.00	\$0.00		\$0.00		
										Bridge Construction	CN	\$0.00	\$0.00		\$0.00		
Indiana Department of Transportation	0400313	Init.	SR 445	New Br, Precast 3 Sided Culvert	0.69 mile N of SR 54	Vincennes	.611	STP		Bridge Construction	CN	\$686,204.00	\$171,551.00	\$857,755.00			
Indiana Department of Transportation	0400097	Init.	SR 54	New Br, Precast Box Culvert	At 0.41 mile W of US 231/SR 57	Vincennes	.817	STP		Road ROW	RW	\$200.00	\$50.00	\$250.00			
										Road Construction	CN	\$400,000.00	\$100,000.00	\$500,000.00			
										Road Construction	PE	\$8,000.00	\$2,000.00	\$10,000.00			
										Road Consulting	PE	\$0.00	\$0.00	\$0.00	\$0.00	\$0.00	\$0.00
Indiana Department of Transportation	0400098	Init.	SR 54	Small Structure Replacement	0.08 mile W of SR 57/US 231	Vincennes	.848	STP		Road ROW	RW	\$6,840.80	\$1,710.20	\$8,551.00			
										Road Consulting	PE	\$0.00	\$0.00	\$0.00	\$0.00	\$0.00	\$0.00
										Road Construction	PE	\$8,000.00	\$2,000.00	\$10,000.00			
										Road Construction	CN	\$424,000.00	\$106,000.00	\$530,000.00			
Indiana Department of Transportation	0400099	Init.	SR 54	Small Structure Replacement	1.53 miles W of US 231/SR 57	Vincennes	.269	STP		Road ROW	RW	\$2,320.00	\$580.00	\$2,900.00			
										Road Consulting	PE	\$0.00	\$0.00	\$0.00	\$0.00	\$0.00	\$0.00
										Road Construction	CN	\$368,000.00	\$92,000.00	\$460,000.00			
										Road Construction	PE	\$8,000.00	\$2,000.00	\$10,000.00			

*Estimated Costs left to Complete Project column is for costs that may extend beyond the four years of a STIP. This column is not fiscally constrained and is for information purposes.

Indiana Department of Transportation (INDOT)
 State Preservation and Local Initiated Projects FY 2016 - 2019

SPONSOR	DES	STIP NAME	ROUTE	WORK TYPE	LOCATION	DISTRICT	MILES	FEDERAL CATEGORY	Estimated Cost left to Complete Project*	PROGRAM	PHASE	FEDERAL	MATCH	2016	2017	2018	2019
Indiana Department of Transportation	0800124	Init.	SR 54	HMA Overlay, Preventive Maintenance	Jct with SR 67 to jct with SR 57 and US 231	Vincennes	2.5	STP		Road Consulting	PE	\$17,224.00	\$4,306.00	\$21,530.00			
										Road Construction	CN	\$579,200.00	\$144,800.00	\$724,000.00			
Indiana Department of Transportation	0800800	Init.	SR 54	Small Structure Replacement	3.24 miles East of East Jct. of SR 45	Vincennes	0	STP		Bridge ROW	RW	\$28,000.00	\$7,000.00	\$35,000.00			
										Bridge Construction	CN	\$247,200.00	\$61,800.00	\$50,000.00	\$259,000.00		
Indiana Department of Transportation	1296542	Init.	SR 59	Small Structure Pipe Lining	4.62 mile N of JCT of SR67	Vincennes	0	STP		Bridge Consulting	PE	\$925.43	\$231.36	\$1,156.79			
										Bridge ROW	RW	\$11,760.00	\$2,940.00		\$14,700.00		
										Bridge Construction	CN	\$169,600.00	\$42,400.00		\$212,000.00		
Indiana Department of Transportation	1296612	Init.	SR 59	Small Structure Pipe Lining	6.10 mile N of West Jct of SR54	Vincennes	0	STP		Bridge Consulting	PE	\$925.43	\$231.36	\$1,156.79			
										Bridge ROW	RW	\$7,200.00	\$1,800.00		\$9,000.00		
										Bridge Construction	CN	\$52,000.00	\$13,000.00		\$65,000.00		
Indiana Department of Transportation	0800818	Init.	SR 48	HMA Overlay, Preventive Maintenance	1.5 miles W of SR 59 to 0.05 mile E of SR 59	Vincennes	1.55	STP		Road Consulting	PE	\$13,224.00	\$3,306.00	\$16,530.00			
										Road Construction	CN	\$251,200.00	\$62,800.00		\$314,000.00		
										Road Construction	PE	\$4,000.00	\$1,000.00		\$5,000.00		
Indiana Department of Transportation	1296881	Init.	SR 54	HMA Overlay, Preventive Maintenance	West Jct of SR 59 to E Jct of SR 59	Vincennes	2.736	STP		Road Consulting	PE	\$13,224.00	\$3,306.00	\$16,530.00			
										Road Construction	CN	\$441,600.00	\$110,400.00	\$552,000.00			
Indiana Department of Transportation	1296676	Init.	SR 54	Bridge Deck Overlay	Over Richland Creek, 1.66 mi E of US231/SR157	Vincennes	0	STP		Bridge Construction	CN	\$428,800.00	\$107,200.00	\$536,000.00			
Indiana Department of Transportation	1382614	Init.	US 231	Intersect. Improv. W/ New Signals	At SE corner of US 231, SR 157 and SR 54	Vincennes	0	NHPP		Mobility ROW	RW	\$32,000.00	\$8,000.00	\$40,000.00			
										Mobility Construction	CN	\$36,000.00	\$9,000.00		\$45,000.00		

*Estimated Costs left to Complete Project column is for costs that may extend beyond the four years of a STIP. This column is not fiscally constrained and is for information purposes.

Indiana Department of Transportation (INDOT)
 State Preservation and Local Initiated Projects FY 2016 - 2019

SPONSOR	DES	STIP NAME	ROUTE	WORK TYPE	LOCATION	DISTRICT	MILES	FEDERAL CATEGORY	Estimated Cost left to Complete Project*	PROGRAM	PHASE	FEDERAL	MATCH	2016	2017	2018	2019
Indiana Department of Transportation	1382614	Init.	US 231	Intersect. Improv. W/ New Signals	At SE corner of US 231, SR 157 and SR 54	Vincennes	0	NHPP		District Other Consulting	PE	\$8,000.00	\$2,000.00	\$10,000.00			
										District Other Construction	CN	\$280,000.00	\$70,000.00		\$350,000.00		
										Safety ROW	RW	\$0.00	\$0.00	\$0.00	\$0.00	\$0.00	\$0.00
Indiana Department of Transportation	1298502	Init.	SR 157	Small Structure Replacement	0.07 mi N of SR 48	Crawfordsville	0	STP		Bridge Consulting	PE	\$20,000.00	\$5,000.00	\$25,000.00			
										Bridge Construction	CN	\$123,200.00	\$30,800.00			\$154,000.00	
										Bridge ROW	RW	\$16,000.00	\$4,000.00		\$20,000.00		
Greene County	1400784	Init.	IR 1020	Road Reconstruction (3R/4R Standards)	Lone Tree Road from SR 54 to 0.4 miles north of SR 54	Vincennes	.4	STP		100% Local Funds	RW	\$0.00	\$30,000.00		\$30,000.00		
										100% Local Funds	PE	\$0.00	\$123,000.00			\$123,000.00	
										Group IV Program	PE	\$492,000.00	\$0.00			\$492,000.00	
										100% Local Funds	CN	\$0.00	\$549,841.44				\$549,841.44
										Group IV Program	CN	\$1,132,804.00	\$0.00				\$1,132,804.00
										Group IV Program	RW	\$120,000.00	\$0.00		\$120,000.00		
Linton	1400785	Init.	ST 1019	Bike/Pedestrian Facilities	2nd St. NE from D St NE to SR 54, 3rd St. NE from B St. NE to SR 54, Curb Ramps	Vincennes	.24	STP		Local Transportation Alternatives	CN	\$132,800.00	\$0.00				\$132,800.00
										100% Local Funds	PE	\$0.00	\$10,800.00	\$10,800.00			
										100% Local Funds	CN	\$0.00	\$33,200.00				\$33,200.00
										Local Transportation Alternatives	PE	\$43,200.00	\$0.00	\$43,200.00			
Indiana Department of Transportation	1383245	Init.	SR 45	Bridge Replacement, Concrete	Over Doans Creek, 0.21 miles North of US 231	Vincennes	0	STP		Bridge ROW	RW	\$4,000.00	\$1,000.00		\$5,000.00		
										Bridge Consulting	PE	\$158,024.80	\$39,506.20	\$197,531.00			

*Estimated Costs left to Complete Project column is for costs that may extend beyond the four years of a STIP. This column is not fiscally constrained and is for information purposes.

Indiana Department of Transportation (INDOT)
 State Preservation and Local Initiated Projects FY 2016 - 2019

SPONSOR	DES	STIP NAME	ROUTE	WORK TYPE	LOCATION	DISTRICT	MILES	FEDERAL CATEGORY	Estimated Cost left to Complete Project*	PROGRAM	PHASE	FEDERAL	MATCH	2016	2017	2018	2019
Indiana Department of Transportation	1383245	Init.	SR 45	Bridge Replacement, Concrete	Over Doans Creek, 0.21 miles North of US 231	Vincennes	0	STP		Bridge Construction	CN	\$840,800.00	\$210,200.00			\$100,000.00	\$951,000.00
Indiana Department of Transportation	1400128	Init.	SR 59	Small Structure Replacement	3.19 miles N of W Jct of SR 54	Vincennes	0	STP		Bridge ROW	RW	\$16,000.00	\$4,000.00		\$20,000.00		
										Bridge Construction	CN	\$257,600.00	\$64,400.00			\$50,000.00	\$272,000.00
										Bridge Consulting	PE	\$50,400.00	\$12,600.00	\$63,000.00			
Indiana Department of Transportation	1400044	Init.	US 231	Culvert Clean And Repair	2.19 miles North of SR 54 East Jct.	Vincennes	0	NHPP		Bridge Construction	CN	\$62,400.00	\$15,600.00				\$78,000.00
										Bridge Consulting	PE	\$17,600.00	\$4,400.00	\$22,000.00			
										Bridge ROW	RW	\$51,200.00	\$12,800.00			\$64,000.00	
Indiana Department of Transportation	1401687	Init.	SR 45	Intersect. Improv. W/ Added Turn Lanes	SR45 at SR 54	Vincennes	.16	STP		District Other Construction	CN	\$200,000.00	\$50,000.00		\$250,000.00		
										District Other Consulting	PE	\$104,000.00	\$26,000.00	\$130,000.00			

Greene County Total
 Federal: \$8,376,601.89 Match :\$2,360,790.92 2016: \$4,886,047.37 2017: \$1,718,700.00 2018: \$983,000.00 2019: \$3,149,645.44

*Estimated Costs left to Complete Project column is for costs that may extend beyond the four years of a STIP. This column is not fiscally constrained and is for information purposes.

Indiana Department of Transportation (INDOT)
 State Preservation and Local Initiated Projects FY 2016 - 2019

SPONSOR	DES	STIP NAME	ROUTE	WORK TYPE	LOCATION	DISTRICT	MILES	FEDERAL CATEGORY	Estimated Cost left to Complete Project*	PROGRAM	PHASE	FEDERAL	MATCH	2016	2017	2018	2019
Hamilton County																	
Indiana Department of Transportation	1296714	Init.	I 69	Bridge Deck Overlay	3.74 mile North of I-465 over 106th Street	Greenfield	0	Interstate		Bridge Construction	CN	\$0.00	\$0.00		\$0.00		
Indiana Department of Transportation	0801009	Init.	SR 19	HMA Overlay, Preventive Maintenance	From 2.92 miles N of SR 32 (206th St) to 6.82 miles N of SR 32(Cicero Ck)	Greenfield	3.875	STP		Road Construction	CN	\$924,853.60	\$231,213.40	\$1,156,067.00			
Indiana Department of Transportation	1006121	Init.	SR 38	Intersection Improvement, Roundabout	At 226th Street/6 Points Road	Greenfield	0	STP		Safety Consulting	PE	\$140,000.00	\$35,000.00	\$175,000.00			
										Safety ROW	RW	\$160,000.00	\$40,000.00	\$200,000.00			
										Safety Construction	CN	\$1,637,901.60	\$409,475.40		\$168,000.00	\$1,879,377.00	
Indiana Department of Transportation	1006252	Init.	SR 38	Small Structure Replacement	5.674 mi. E. of US 31 (SS-38-29-55.99)	Greenfield	0	STP		Bridge Construction	CN	\$282,338.40	\$70,584.60	\$352,923.00			
Indiana Department of Transportation	1006436	Init.	SR 32	Box Culvert Replacement	0.457 mile East of Boone / Hamilton Co Line	Greenfield	0	STP		Bridge Construction	CN	\$269,822.40	\$67,455.60	\$337,278.00			
Hamilton County	0500161	Init.	IR 1001	Sight Distance Improvement	136th Street at Prairie Baptist Road, approx 1.3 miles SE of I-69 and SR 238	Greenfield	.2	STP		100% Local Funds	RW	\$0.00	\$75,000.00	\$75,000.00			
										100% Local Funds	CN	\$0.00	\$370,292.00		\$370,292.00		
										Group IV Program	CN	\$300,000.00	\$0.00		\$300,000.00		
Indiana Department of Transportation	1296745	Init.	SR 37	Small Structure Replacement	3.194 miles north of I-69	Greenfield	0	STP		Bridge Construction	CN	\$250,678.40	\$62,669.60		\$313,348.00		
Hamilton County	0710992	Init.	ST 1004	Bike/Pedestrian Facilities	Along former Monon R.R. Corr. from 216th St. to Lamong Rd.	Greenfield	3	STP		100% Local Funds	CN	\$0.00	\$230,625.00	\$230,625.00			
										Local Trans Enhancement Program	CN	\$922,500.00	\$0.00	\$922,500.00			
Indiana Department of Transportation	1296427	Init.	US 31	Added Travel Lanes	96th Street to 146th	Greenfield	5.997	NHPP		Major New - Construction	CN	\$22,942,414.05	\$5,735,603.51	\$28,678,017.56	\$0.00		
Indiana Department of Transportation	1297222	Init.	US 31	New Bridge, Other	All New Bridges on US 31 Corridor (96th to 146th)	Greenfield	5.997	NHPP		Major New - Construction	CN	\$0.00	\$0.00	\$0.00	\$0.00		
Indiana Department of Transportation	1297225	Init.	US 31	ITS Traffic Management Systems	ITS	Greenfield	11.815	NHPP		Major New - Construction	CN	\$0.00	\$0.00	\$0.00	\$0.00		
Indiana Department of Transportation	1297226	Init.	US 31	Signs, Lighting, Signals And Markings	Traffic items	Greenfield	5.997	NHPP		Major New - Construction	CN	\$0.00	\$0.00	\$0.00	\$0.00		
Indiana Department of Transportation	1297475	Init.	US 31	Bridge Painting	I-465 E US 31 Bridges	Greenfield	0	Interstate		Major New - Construction	CN	\$0.00	\$0.00	\$0.00	\$0.00	\$0.00	\$0.00

*Estimated Costs left to Complete Project column is for costs that may extend beyond the four years of a STIP. This column is not fiscally constrained and is for information purposes.

Indiana Department of Transportation (INDOT)
 State Preservation and Local Initiated Projects FY 2016 - 2019

SPONSOR	DES	STIP NAME	ROUTE	WORK TYPE	LOCATION	DISTRICT	MILES	FEDERAL CATEGORY	Estimated Cost left to Complete Project*	PROGRAM	PHASE	FEDERAL	MATCH	2016	2017	2018	2019
Indiana Department of Transportation	1298685	Init.	US 31	Added Travel Lanes	169th to 203rd Street	Greenfield	2.271	NHPP		Major New - Construction	CN	\$10,913,762.40	\$2,728,440.60	\$13,642,203.00			
Indiana Department of Transportation	1298686	Init.	US 31	ITS Traffic Management Systems	146th to 203rd	Greenfield	5.818	NHPP		Major New - Construction	CN	\$0.00	\$0.00	\$0.00			
Indiana Department of Transportation	1298687	Init.	US 31	New Bridge, Other	169th to 203rd	Greenfield	3.547	NHPP		Major New - Construction	CN	\$0.00	\$0.00	\$0.00			
Indiana Department of Transportation	1298688	Init.	US 31	Signs, Lighting, Signals And Markings	169th to 203rd	Greenfield	3.547	NHPP		Major New - Construction	CN	\$0.00	\$0.00	\$0.00			
Hamilton County	1298035	Init.	I 69	New Interchange Construction	I-69 at 106 Street	Greenfield	1.001	Interstate		Major New - Consulting	PE	\$810,000.00	\$90,000.00	\$900,000.00			
										Major New - ROW	RW	\$2,421,000.00	\$269,000.00	\$2,690,000.00			
										Major New - Construction	CN	\$27,000,000.00	\$3,000,000.00	\$30,000,000.00			
Indiana Department of Transportation	1006257	Init.	SR 32	Small Structure Replacement	3.582 mi. E. of E. jct. SR 38	Greenfield	0	STP		Bridge ROW	RW	\$8,000.00	\$2,000.00	\$10,000.00			
										Bridge Construction	CN	\$114,856.00	\$28,714.00		\$143,570.00		
Indiana Department of Transportation	1296470	Init.	SR 13	Small Structure Replacement	SR 13 at 4.647 mile north of SR 32 (SS-13-29-15.16)	Greenfield	0	STP		Bridge ROW	RW	\$24,000.00	\$6,000.00	\$30,000.00			
										Bridge Construction	CN	\$97,027.20	\$24,256.80		\$121,284.00		
Indiana Department of Transportation	1296847	Init.	SR 37	Intersection Improvement, Roundabout	SR 37; at Strawtown Ave (6.34 mile north SR 32 / SR 38 Conner Street) RP 181+38	Greenfield	0	STP		Safety ROW	RW	\$320,000.00	\$80,000.00	\$400,000.00			
										Safety Construction	PE	\$40,000.00	\$10,000.00	\$50,000.00			
										Safety Construction	CN	\$602,010.40	\$150,502.60	\$200,000.00	\$552,513.00		
Indiana Department of Transportation	0710215	Init.	US 31	Added Travel Lanes	From 96th St to 216th Street (ALL phases cashflow) Traditional Option	Greenfield	13.09	NHPP		Major New - Construction	CN	\$0.00	\$0.00	\$0.00	\$0.00		
Hamilton County	1383334	Init.	IR 1001	Road Reconstruction (3R/4R Standards)	276th St from US 31 to Gwinn Road	Greenfield	4.7	STP		Group IV Program	RW	\$417,400.00	\$0.00	\$417,400.00			
										100% Local Funds	RW	\$0.00	\$104,350.00	\$104,350.00			
										100% Local Funds	CN	\$0.00	\$771,400.00		\$771,400.00		

*Estimated Costs left to Complete Project column is for costs that may extend beyond the four years of a STIP. This column is not fiscally constrained and is for information purposes.

Indiana Department of Transportation (INDOT)
 State Preservation and Local Initiated Projects FY 2016 - 2019

SPONSOR	DES	STIP NAME	ROUTE	WORK TYPE	LOCATION	DISTRICT	MILES	FEDERAL CATEGORY	Estimated Cost left to Complete Project*	PROGRAM	PHASE	FEDERAL	MATCH	2016	2017	2018	2019
Hamilton County	1383334	Init.	IR 1001	Road Reconstruction (3R/4R Standards)	276th St from US 31 to Gwinn Road	Greenfield	4.7	STP		Group IV Program	CN	\$3,085,600.00	\$0.00		\$3,085,600.00		
Hamilton County	1400788	Init.	IR 1066	Road Rehabilitation (3R/4R Standards)	236th Street, between Deming Road and Tollgate Road	Greenfield	3.3	STP		Group IV Program	CN	\$7,568,400.00	\$0.00				\$7,568,400.00
										100% Local Funds	RW	\$0.00	\$200,000.00		\$125,000.00	\$75,000.00	
										100% Local Funds	CN	\$0.00	\$1,892,100.00				\$1,892,100.00
										Group IV Program	RW	\$800,000.00	\$0.00		\$500,000.00	\$300,000.00	
Hamilton County	1400760	Init.	IR 1066	Road Rehabilitation (3R/4R Standards)	236th Street from approx. 2.2 miles west of US 31 (Br. #201) to US 31	Greenfield	2.2	STP		100% Local Funds	CN	\$0.00	\$1,216,000.00				\$1,216,000.00
										100% Local Funds	PE	\$0.00	\$147,010.00	\$25,000.00	\$77,010.00	\$45,000.00	
										Group IV Program	RW	\$660,000.00	\$0.00		\$660,000.00		
										100% Local Funds	RW	\$0.00	\$165,000.00		\$165,000.00		
										Group IV Program	CN	\$4,864,000.00	\$0.00				\$4,864,000.00
										Group IV Program	PE	\$588,040.00	\$0.00	\$100,000.00	\$308,040.00	\$180,000.00	
Indiana Department of Transportation	1400065	Init.	SR 32	Added Travel Lanes, HMA	Between Cicero Creek and SR 38 WJCT	Greenfield	.491	NHPP		Road ROW	RW	\$160,000.00	\$40,000.00			\$200,000.00	
										Road Construction	CN	\$1,582,229.60	\$395,557.40				\$1,977,787.00
										Road Consulting	PE	\$120,000.00	\$30,000.00	\$150,000.00			
Fishers	1400811	Init.	IR 1012	Intersection Improvement, Roundabout	Intersection of 136th Street and Cyntheanne Road roundabout	Greenfield	.12	STP		100% Local Funds	CN	\$0.00	\$438,000.00			\$438,000.00	
										Group III Program	PE	\$204,000.00	\$0.00	\$204,000.00			
										100% Local Funds	RW	\$0.00	\$48,000.00		\$48,000.00		
										Group III Program	CN	\$1,752,000.00	\$0.00			\$1,752,000.00	

*Estimated Costs left to Complete Project column is for costs that may extend beyond the four years of a STIP. This column is not fiscally constrained and is for information purposes.

Indiana Department of Transportation (INDOT)
 State Preservation and Local Initiated Projects FY 2016 - 2019

SPONSOR	DES	STIP NAME	ROUTE	WORK TYPE	LOCATION	DISTRICT	MILES	FEDERAL CATEGORY	Estimated Cost left to Complete Project*	PROGRAM	PHASE	FEDERAL	MATCH	2016	2017	2018	2019
Fishers	1400811	Init.	IR 1012	Intersection Improvement, Roundabout	Intersection of 136th Street and Cyntheanne Road roundabout	Greenfield	.12	STP		100% Local Funds	PE	\$0.00	\$52,153.00	\$52,153.00			
										Group III Program	RW	\$175,000.00	\$0.00		\$175,000.00		
Westfield	1400864	Init.	ST 1061	Sight Distance Improvement	Towne Road from 156th St to 166th St	Greenfield	1	STP		100% Local Funds	RW	\$0.00	\$99,000.00		\$99,000.00		
										Group III Program	CN	\$1,806,000.00	\$0.00			\$1,806,000.00	
										Group III Program	RW	\$231,000.00	\$0.00		\$231,000.00		
										100% Local Funds	CN	\$0.00	\$774,000.00			\$774,000.00	
Indiana Department of Transportation	1401264	Init.	SR 37	Surface Treatment, Ultrathin Bonded Wearing Course	From I-69 to 2.44 miles North of SR 32/SR 38 (end of dual lanes)	Greenfield	8.198	NHPP		Road Construction	CN	\$1,461,392.80	\$365,348.20	\$1,826,741.00			
Hamilton County	1401701	Init.	IR 1047	Added Travel Lanes	146th St, 1000' W Hamilton / Boone Co Line to 1000' W of Shelborne Rd	Greenfield	0	STP		100% Local Funds	PE	\$0.00	\$750,000.00	\$750,000.00			
										100% Local Funds	RW	\$0.00	\$350,000.00		\$350,000.00		
Westfield	1401650	Init.	ST 1076	New Road Construction	161st & Union St intersection N to 169th E of US 31; Poplar St Ext	Greenfield	0	STP		100% Local Funds	CN	\$0.00	\$1,125,000.00				\$1,125,000.00
										100% Local Funds	PE	\$0.00	\$422,300.00	\$422,300.00			
										100% Local Funds	RW	\$0.00	\$4,000,000.00		\$4,000,000.00		
										Group III Program	CN	\$4,500,000.00	\$0.00				\$4,500,000.00
Fishers	1401705	Init.	ST 1077	Intersect. Improv. W/ Added Turn Lanes	Intersection of 131st Street and Allisonville Road	Greenfield	0	STP		100% Local Funds	RW	\$0.00	\$150,000.00		\$150,000.00		
										100% Local Funds	PE	\$0.00	\$250,000.00	\$250,000.00			

Hamilton County Total

Federal: \$100,156,226.85 Match :\$27,502,051.71 2016: \$84,351,557.56 2017: \$12,714,057.00 2018: \$7,449,377.00 2019: \$23,143,287.00

*Estimated Costs left to Complete Project column is for costs that may extend beyond the four years of a STIP. This column is not fiscally constrained and is for information purposes.

Indiana Department of Transportation (INDOT)
 State Preservation and Local Initiated Projects FY 2016 - 2019

SPONSOR	DES	STIP NAME	ROUTE	WORK TYPE	LOCATION	DISTRICT	MILES	FEDERAL CATEGORY	Estimated Cost left to Complete Project*	PROGRAM	PHASE	FEDERAL	MATCH	2016	2017	2018	2019
Hancock County																	
Hancock County	0400037	Init.	IR 1006	Road Reconstruction (3R/4R Standards)	CR 600W from US 40 to Broken Arrow Dr	Greenfield	.9	STP		100% Local Funds	CN	\$0.00	\$595,000.00	\$595,000.00			
										Group IV Program	CN	\$2,380,000.00	\$0.00	\$2,380,000.00			
Indiana Department of Transportation	1006422	Init.	US 40	Box Culvert Replacement	1.51 mile East of the Marion / Hancock Co Line	Greenfield	0	STP		Bridge Construction	CN	\$144,603.20	\$36,150.80	\$180,754.00			
Indiana Department of Transportation	1296525	Init.	SR 234	Small Structure Replacement	0.261 miles east of SR 9	Greenfield	0	STP		Bridge ROW	RW	\$4,000.00	\$1,000.00	\$5,000.00			
										Bridge Construction	CN	\$575,243.20	\$143,810.80		\$719,054.00		
Indiana Department of Transportation	1296692	Init.	I 70	Bridge Deck Overlay	0.3 miles East of SR-9 (Brandywine Creek)	Greenfield	0	Interstate		Bridge Construction	CN	\$196,801.20	\$21,866.80		\$218,668.00		
Indiana Department of Transportation	1296694	Init.	I 70	Bridge Deck Overlay	0.3 miles East of SR-9 (Brandywine Creek)	Greenfield	0	Interstate		Bridge Construction	CN	\$230,292.00	\$25,588.00		\$255,880.00		
Indiana Department of Transportation	1296716	Init.	I 70	Bridge Deck Overlay	2.64 mile West of SR 109 over Six Mile Creek	Greenfield	0	Interstate		Bridge Construction	CN	\$145,341.00	\$16,149.00		\$161,490.00		
Indiana Department of Transportation	1296719	Init.	I 70	Bridge Deck Overlay	2.64 mile West of SR 109 over Six Mile Creek	Greenfield	0	Interstate		Bridge Construction	CN	\$145,341.00	\$16,149.00		\$161,490.00		
Indiana Department of Natural Resources	1297545	Init.	VA VARI	Bike/Pedestrian Facilities	McCordsville Multi-Use Path RT 12005	Greenfield	0	STP		100% Local Funds	CN	\$0.00	\$144,000.00		\$144,000.00		
										Recreational Trails Program	RW	\$6,000.00	\$0.00	\$6,000.00			
Hancock County	1382083	Init.	VA VARI	Bridge Inspections	Inspection and Reinspection of all bridges 20 feet and longer	Greenfield	0	Multiple		Local Bridge Program	PE	\$0.00	\$0.00	\$0.00	\$0.00	\$0.00	\$0.00
										100% Local Funds	PE	\$0.00	\$0.00	\$0.00	\$0.00	\$0.00	\$0.00
Hancock County	1297608	Init.	IR 1006	Road Reconstruction (3R/4R Standards)	CR 300 N from CR 600 W to 800 ft E of CR 500 W (Seg G)	Greenfield	.1	STP		100% Local Funds	CN	\$0.00	\$684,000.00		\$102,000.00		\$582,000.00
										Group IV Program	CN	\$2,736,000.00	\$0.00		\$408,000.00		\$2,328,000.00
Hancock County	1400744	Init.	IR 1016	Bridge Widening	County Bridge #63 located @ 300N over Buck Creek	Greenfield	.99	STP		Group IV Program	CN	\$864,000.00	\$0.00				\$864,000.00
										100% Local Funds	CN	\$0.00	\$216,000.00				\$216,000.00
Indiana Department of Transportation	1296730	Init.	I 70	Bridge Deck Overlay	4.96 miles West of SR-109 (CR 850E)	Greenfield	0	Interstate		Bridge Construction	CN	\$181,224.90	\$20,136.10		\$201,361.00		

*Estimated Costs left to Complete Project column is for costs that may extend beyond the four years of a STIP. This column is not fiscally constrained and is for information purposes.

Indiana Department of Transportation (INDOT)
 State Preservation and Local Initiated Projects FY 2016 - 2019

SPONSOR	DES	STIP NAME	ROUTE	WORK TYPE	LOCATION	DISTRICT	MILES	FEDERAL CATEGORY	Estimated Cost left to Complete Project*	PROGRAM	PHASE	FEDERAL	MATCH	2016	2017	2018	2019
Indiana Department of Transportation	1298191	Init.	I 70	Bridge Replacement, Concrete	I-70; at 1.30 mile W of SR 9, Fortville Pike over I-70	Greenfield	0	Interstate		Bridge Consulting	PE	\$135,000.00	\$15,000.00	\$150,000.00			
										Bridge Construction	CN	\$1,864,924.20	\$207,213.80			\$2,072,138.00	
Hancock County	1383325	Init.	IR 1025	Bridge Replacement, Other Construction	Bridge 91 over Brandywine Creek	Greenfield	.322	STP		100% Local Funds	RW	\$0.00	\$98,000.00	\$98,000.00			
										100% Local Funds	CN	\$0.00	\$382,500.00		\$382,500.00		
										Local Bridge Program	CN	\$1,530,000.00	\$0.00		\$1,530,000.00		
Indiana Department of Transportation	1400069	Init.	US 52	Intersect. Improv. W/ Added Turn Lanes	at CR 500 W (Gem Road)	Greenfield	0	NHPP		Mobility ROW	RW	\$80,000.00	\$20,000.00				\$100,000.00
										Mobility Construction	CN	\$156,994.40	\$39,248.60			\$196,243.00	
Indiana Department of Transportation	1400033	Init.	US 52	Br Repl, Comp. Cont. Conc. Construction	7.72 Miles W SR 9	Greenfield	0	NHPP		Bridge Construction	CN	\$569,233.60	\$142,308.40				\$711,542.00
										Bridge Consulting	PE	\$96,000.00	\$24,000.00	\$120,000.00			
										Bridge ROW	RW	\$40,000.00	\$10,000.00		\$50,000.00		

Hancock County Total

Federal: \$12,080,998.70 Match :\$2,858,121.30 2016: \$3,534,754.00 2017: \$4,334,443.00 2018: \$2,072,138.00 2019: \$4,997,785.00

*Estimated Costs left to Complete Project column is for costs that may extend beyond the four years of a STIP. This column is not fiscally constrained and is for information purposes.

Indiana Department of Transportation (INDOT)
 State Preservation and Local Initiated Projects FY 2016 - 2019

SPONSOR	DES	STIP NAME	ROUTE	WORK TYPE	LOCATION	DISTRICT	MILES	FEDERAL CATEGORY	Estimated Cost left to Complete Project*	PROGRAM	PHASE	FEDERAL	MATCH	2016	2017	2018	2019
Harrison County																	
Indiana Department of Natural Resources	1005832	Init.	VA VARI	Other Type Project (Miscellaneous)	O'Bannon Woods State Park Trails	Seymour	2.8	STP		Recreational Trails Program	CN	\$164,500.00	\$0.00	\$164,500.00			
Harrison County	1382112	Init.	IR 1001	Bridge Inspections	inspection and re-inspection of county bridges 20 feet and greater in length	Seymour	0	STP		Local Bridge Program	CN	\$0.00	\$0.00		\$0.00		
										Local Bridge Program	PE	\$44,520.00	\$0.00		\$44,520.00		
										100% Local Funds	PE	\$0.00	\$11,130.00		\$11,130.00		
Indiana Department of Transportation	1297985	Init.	SR 135	Bridge Painting	Painting of Mathew Welsh Bridge over the Ohio River (Mauckport)	Seymour	0	STP		Bridge Construction	CN	\$10,880,000.00	\$2,720,000.00			\$13,600,000.00	
										Bridge Consulting	PE	\$200,000.00	\$50,000.00	\$250,000.00			
Indiana Department of Transportation	1297700	Init.	SR 135	Single Location Bridge Inspection	Fracture Critical Inspection of Mathew Welsh Bridge over the Ohio Rv (Mauckport)	Seymour	0	STP		Bridge Consulting	PE	\$0.00	\$0.00		\$0.00		
Harrison County	1383370	Init.	IR 1007	New Road Construction	George's Hill Rd to Old Lanesville Rd N - N I-64 Harrison Co	Seymour	1.398	STP		Group IV Program	PE	\$222,097.80	\$0.00	\$222,097.80			
										Group IV Program	RW	\$206,640.00	\$0.00	\$206,640.00			
										Group IV Program	CN	\$4,498,800.00	\$0.00		\$4,498,800.00		
										100% Local Funds	CN	\$0.00	\$2,999,200.00		\$2,999,200.00		
										100% Local Funds	RW	\$0.00	\$137,760.00	\$137,760.00			
Indiana Department of Transportation	1401220	Init.	SR 11	HMA Overlay, Preventive Maintenance	From SR 135 to SR 337	Seymour	10.546	STP		Road Construction	CN	\$1,206,934.40	\$301,733.60	\$1,508,668.00			

Harrison County Total
 Federal: \$17,423,492.20 Match :\$6,219,823.60 2016: \$2,489,665.80 2017: \$7,553,650.00 2018: \$13,600,000.00 2019:

*Estimated Costs left to Complete Project column is for costs that may extend beyond the four years of a STIP. This column is not fiscally constrained and is for information purposes.

Indiana Department of Transportation (INDOT)
 State Preservation and Local Initiated Projects FY 2016 - 2019

SPONSOR	DES	STIP NAME	ROUTE	WORK TYPE	LOCATION	DISTRICT	MILES	FEDERAL CATEGORY	Estimated Cost left to Complete Project*	PROGRAM	PHASE	FEDERAL	MATCH	2016	2017	2018	2019
Hendricks County																	
Indiana Department of Transportation	1296062	Init.	I 74	Bridge Deck Overlay	WB over Ross Ditch, 0.30 mi E of SR 39	Crawfordsville	0	Interstate		Bridge Construction	CN	\$324,900.00	\$36,100.00			\$361,000.00	
Indiana Department of Transportation	1400465	Init.	SR 267	Repair Or Replace Joints	Bridge over I-70, 2.98 mi S of US 40	Crawfordsville	0	NHPP		Bridge Construction	CN	\$0.00	\$0.00	\$0.00			
Indiana Department of Transportation	1400519	Init.	I 74	Repair Or Replace Joints	EB Bridge over W Fork White Lick Creek, 3.65 mi W of SR 267	Crawfordsville	0	Interstate		Bridge Construction	CN	\$0.00	\$0.00	\$0.00			
Indiana Department of Transportation	1400520	Init.	I 74	Repair Or Replace Joints	WB Bridge over W Fork White Lick Creek, 3.65 mi W of SR 267	Crawfordsville	0	Interstate		Bridge Construction	CN	\$0.00	\$0.00	\$0.00			
Indiana Department of Transportation	1400521	Init.	I 74	Repair Or Replace Joints	Ronald Reagan Pkwy over I-74, 2.38 mi E of SR 267	Crawfordsville	0	Interstate		Bridge Construction	CN	\$0.00	\$0.00	\$0.00			
Indiana Department of Transportation	1400530	Init.	SR 267	Bridge Maintenance And Repair	Bridge over Abandoned RR, 0.45 mi N of US 40	Crawfordsville	0	NHPP		Bridge Construction	CN	\$0.00	\$0.00	\$0.00			
Indiana Department of Transportation	1400541	Init.	I 74	Bridge Maintenance And Repair	CR 500E over I-74, 2.85 mi W of SR 267	Crawfordsville	0	Interstate		Bridge Construction	CN	\$0.00	\$0.00	\$0.00			
Indiana Department of Transportation	1401683	Init.	SR 240	Bridge Thin Deck Overlay	Bridge over McHaffie Branch, 0.05 mi W of SR 75	Crawfordsville	0	STP		Bridge Construction	CN	\$39,760.00	\$9,940.00		\$49,700.00		
Indiana Department of Transportation	0710400	Init.	US 36	HMA Overlay, Preventive Maintenance	From 0.02 mi W of SR 75 to 0.96 mi E of SR 39 East jct	Crawfordsville	7.706	STP		Road Construction	CN	\$1,632,000.00	\$408,000.00	\$2,040,000.00			
Indiana Department of Transportation	1173919	Init.	SR 75	Small Structure Pipe Lining	2.01 mi S of US 136	Crawfordsville	0	STP		Bridge Construction	CN	\$44,800.00	\$11,200.00	\$56,000.00			
Indiana Department of Transportation	1296023	Init.	SR 39	Bridge Deck Overlay	1.17 mi N of SE236 over Milford Creek	Crawfordsville	0	STP		Bridge Construction	CN	\$312,000.00	\$78,000.00	\$390,000.00			
Indiana Department of Transportation	1296024	Init.	SR 39	Bridge Deck Overlay	1.23 mi N of SR 236 over West Fork of White Lick Creek	Crawfordsville	0	STP		Bridge Construction	CN	\$312,000.00	\$78,000.00	\$390,000.00			
Indiana Department of Transportation	1296063	Init.	I 74	Bridge Deck Overlay	EB Bridge over SR 267 SB & NB	Crawfordsville	0	Interstate		Bridge Construction	CN	\$456,300.00	\$50,700.00			\$507,000.00	
Indiana Department of Transportation	1296064	Init.	I 74	Bridge Deck Overlay	WB Bridge over SR 267 SB & NB	Crawfordsville	0	Interstate		Bridge Construction	CN	\$558,000.00	\$62,000.00			\$620,000.00	
Indiana Department of Transportation	1296248	Init.	SR 75	Small Structure Pipe Lining	1.21 mi N of SR 240	Crawfordsville	0	STP		Bridge Construction	CN	\$30,400.00	\$7,600.00	\$38,000.00			
Indiana Department of Transportation	0900212	Init.	SR 39	HMA Overlay, Preventive Maintenance	From 0.02 mi N of US 40 to 1.75 mi N of US 40	Crawfordsville	1.745	STP		Road Construction	CN	\$373,600.00	\$93,400.00	\$467,000.00			
Hendricks County	1296974	Init.	MS 267	Bike/Pedestrian Facilities	B&O trailhead at SR 267	Crawfordsville	0	STP		Local Transportation Alternatives	CN	\$471,164.00	\$0.00	\$471,164.00			
										100% Local Funds	CN	\$0.00	\$117,791.00	\$117,791.00			

*Estimated Costs left to Complete Project column is for costs that may extend beyond the four years of a STIP. This column is not fiscally constrained and is for information purposes.

Indiana Department of Transportation (INDOT)
 State Preservation and Local Initiated Projects FY 2016 - 2019

SPONSOR	DES	STIP NAME	ROUTE	WORK TYPE	LOCATION	DISTRICT	MILES	FEDERAL CATEGORY	Estimated Cost left to Complete Project*	PROGRAM	PHASE	FEDERAL	MATCH	2016	2017	2018	2019
Danville	1298249	Init.	IR 1001	Bike/Pedestrian Facilities	SRTS project along W. Lincoln Street in Danville	Crawfordsville	0	STP		Local Safety Program	RW	\$8,000.00	\$0.00	\$8,000.00			
										Local Safety Program	CN	\$196,725.00	\$0.00	\$196,725.00			
Indiana Department of Transportation	1298375	Init.	US 36	Small Structure Pipe Lining	1.21 mi E of Avon Ave (Old SR 267)	Crawfordsville	0	NHPP		Bridge ROW	RW	\$8,000.00	\$2,000.00		\$10,000.00		
										Bridge Construction	CN	\$375,200.00	\$93,800.00			\$469,000.00	
Indiana Department of Transportation	1298333	Init.	US 36	New Br, Pipe Arch Or Culvert	.58 mi W of SR 39 W jct	Crawfordsville	0	STP		Bridge Construction	CN	\$451,200.00	\$112,800.00			\$564,000.00	
										Bridge ROW	RW	\$20,000.00	\$5,000.00		\$25,000.00		
										Bridge Consulting	PE	\$24,000.00	\$6,000.00	\$30,000.00			
Indiana Department of Transportation	1298365	Init.	SR 236	Bridge Replacement, Other Construction	Bridge over Abandoned Railroad, 0.39 mi E of SR 75	Crawfordsville	0	STP		Bridge Consulting	PE	\$16,000.00	\$4,000.00	\$20,000.00			
										Bridge Construction	CN	\$2,057,600.00	\$514,400.00			\$2,572,000.00	
										Bridge ROW	RW	\$44,000.00	\$11,000.00		\$55,000.00		
Hendricks County	1382588	Init.	VA VARI	Bridge Inspections	Hendricks County Bridge inspections	Crawfordsville	0	Multiple		Local Bridge Program	PE	\$18,720.00	\$0.00	\$18,720.00			
										Local Bridge Program	CN	\$0.00	\$0.00	\$0.00			
										100% Local Funds	PE	\$0.00	\$4,680.00	\$4,680.00			
Indiana Department of Transportation	1296250	Init.	SR 75	Small Structure Replacement	0.26 mile South of US 36	Crawfordsville	0	STP		Bridge ROW	RW	\$22,000.00	\$5,500.00	\$27,500.00			
										Bridge Construction	CN	\$332,000.00	\$83,000.00		\$415,000.00		
Hendricks County	1383451	Init.	IR 1009	Br Repl, Conc. Beam Construction	BR# 106 CR 550 N over W Fork of Big Walnut Creek	Crawfordsville	.326	STP		Local Bridge Program	CN	\$1,076,400.00	\$0.00		\$1,076,400.00		
										100% Local Funds	CN	\$0.00	\$269,100.00		\$269,100.00		
Hendricks County	1383375	Init.	PR 9332	Bike/Pedestrian Facilities	Extension of the National Road Heritage Trail: West County Line to Amo	Crawfordsville	3	STP		Local Transportation Alternatives	RW	\$8,000.00	\$0.00	\$8,000.00			

*Estimated Costs left to Complete Project column is for costs that may extend beyond the four years of a STIP. This column is not fiscally constrained and is for information purposes.

Indiana Department of Transportation (INDOT)
 State Preservation and Local Initiated Projects FY 2016 - 2019

SPONSOR	DES	STIP NAME	ROUTE	WORK TYPE	LOCATION	DISTRICT	MILES	FEDERAL CATEGORY	Estimated Cost left to Complete Project*	PROGRAM	PHASE	FEDERAL	MATCH	2016	2017	2018	2019
Hendricks County	1383375	Init.	PR 9332	Bike/Pedestrian Facilities	Extension of the National Road Heritage Trail: West County Line to Amo	Crawfordsville	3	STP		100% Local Funds	CN	\$0.00	\$529,400.00		\$529,400.00		
										Local Transportation Alternatives	CN	\$1,720,600.00	\$0.00		\$1,720,600.00		
										100% Local Funds	PE	\$0.00	\$0.00	\$0.00	\$0.00	\$0.00	\$0.00
										Local Transportation Alternatives	PE	\$0.00	\$0.00	\$0.00	\$0.00	\$0.00	\$0.00
										100% Local Funds	RW	\$0.00	\$2,000.00	\$2,000.00			
Indiana Department of Transportation	1400545	Init.	I 70	Debris Removal From Channel	EB Bridge over White Lick Creek, 1.08 mi W of SR 267	Crawfordsville	0	Interstate		Bridge Construction	CN	\$29,700.00	\$3,300.00	\$33,000.00			
Indiana Department of Transportation	1400546	Init.	I 70	Debris Removal From Channel	WB Bridge over White Lick Creek, 1.08 mi W of SR 267	Crawfordsville	0	Interstate		Bridge Construction	CN	\$29,700.00	\$3,300.00	\$33,000.00			
Indiana Department of Transportation	1382462	Init.	SR 267	Relinquishments/Road Transfer	From approx 1.02 mi S of CR 150 South to CR 700 North	Crawfordsville	9.89	NHPP		Road Construction	CN	\$4,395,715.20	\$1,098,928.80	\$5,494,644.00			
Brownsburg	1401646	Init.	ST 1034	Intersection Improvement, Roundabout	Intersection reconstruction at Hornaday Road and E CR 300 N	Crawfordsville	0	STP		100% Local Funds	PE	\$0.00	\$174,000.00	\$174,000.00			
										100% Local Funds	RW	\$0.00	\$362,000.00		\$362,000.00		

Hendricks County Total
 Federal: \$15,388,484.20 Match :\$4,236,939.80 2016: \$10,020,224.00 2017: \$4,512,200.00 2018: \$5,093,000.00 2019: \$0.00

*Estimated Costs left to Complete Project column is for costs that may extend beyond the four years of a STIP. This column is not fiscally constrained and is for information purposes.

Indiana Department of Transportation (INDOT)
 State Preservation and Local Initiated Projects FY 2016 - 2019

SPONSOR	DES	STIP NAME	ROUTE	WORK TYPE	LOCATION	DISTRICT	MILES	FEDERAL CATEGORY	Estimated Cost left to Complete Project*	PROGRAM	PHASE	FEDERAL	MATCH	2016	2017	2018	2019
Henry County																	
New Castle	1400870	Init.	ST 1001	Bike/Pedestrian Facilities	Along the south side of Riley Road and the west side of South Main Street.	Greenfield	.99	STP		Local Transportation Alternatives	RW	\$4,125.90	\$0.00		\$4,125.90		
										100% Local Funds	PE	\$0.00	\$2,000.00		\$2,000.00		
										Local Trans Enhancement Program	PE	\$8,000.00	\$0.00		\$8,000.00		
										Local Transportation Alternatives	CN	\$187,224.35	\$0.00			\$187,224.35	
										100% Local Funds	RW	\$0.00	\$1,031.46		\$1,031.46		
										100% Local Funds	CN	\$0.00	\$46,806.09			\$46,806.09	
Indiana Department of Natural Resources	1401126	Init.	VA VARI	Bike/Pedestrian Facilities	Wilbur Wright Trail	Greenfield	0	STP		Recreational Trails Program	CN	\$109,200.00	\$0.00	\$109,200.00			
Indiana Department of Transportation	0400495	Init.	SR 38	Sight Distance Improvement	From 3.45 miles W to 2.72 miles W of SR 3	Greenfield	.73	STP		Safety Construction	CN	\$1,925,112.00	\$481,278.00	\$100,000.00	\$2,306,390.00		
Henry County	1173179	Init.	IR 1015	Bridge Replacement, Concrete	Bridge #3 on CR 600W over Honey Creek	Greenfield	0	STP		100% Local Funds	CN	\$0.00	\$204,267.50		\$204,267.50		
										Local Bridge Program	CN	\$827,120.00	\$0.00		\$827,120.00		
Indiana Department of Transportation	1006118	Init.	SR 3	Traffic Signal Visibility Improvements	SR 3 from the I-70 EB ramps to CR 200 N (signalized intersections only)	Greenfield	0	NHPP		Safety Construction	CN	\$208,026.40	\$52,006.60	\$260,033.00			
Indiana Department of Transportation	1006138	Init.	US 36	HMA Overlay, Preventive Maintenance	From 10.07 miles to 10.60 miles east of SR 109 (Sulphur Springs)	Greenfield	.554	STP		Road Construction	CN	\$157,988.80	\$39,497.20	\$197,486.00			
Indiana Department of Transportation	1006298	Init.	SR 109	Bridge Deck Overlay	2.59 Mile north I-70, over Six Mile Creek	Greenfield	0	STP		Bridge Construction	CN	\$133,956.80	\$33,489.20		\$167,446.00		
Indiana Department of Transportation	1296624	Init.	I 70	Bridge Deck Overlay	I-70; 0.24 mile E SR 109 Montgomery Creek (I-70-115-05140 JBEB)	Greenfield	0	Interstate		Bridge Construction	CN	\$418,500.00	\$46,500.00		\$465,000.00		
Indiana Department of Transportation	1296635	Init.	I 70	Bridge Deck Overlay	I-70; at 0.24 mile E SR 109, Montgomery Creek (I-70-115-05140 BWBL)	Greenfield	0	Interstate		Bridge Construction	CN	\$418,500.00	\$46,500.00		\$465,000.00		
Indiana Department of Transportation	1296909	Init.	SR 38	Pavement Replacement	SR 38 in New Castle; from SR 3 to ECL New Castle (RP 92+39 - 94+35)	Greenfield	1.961	STP		Road Construction	PE	\$40,000.00	\$10,000.00	\$50,000.00			
										Road ROW	RW	\$80,000.00	\$20,000.00	\$100,000.00			
										Road Construction	CN	\$6,084,433.60	\$1,521,108.40		\$7,605,542.00		

*Estimated Costs left to Complete Project column is for costs that may extend beyond the four years of a STIP. This column is not fiscally constrained and is for information purposes.

SPONSOR	DES	STIP NAME	ROUTE	WORK TYPE	LOCATION	DISTRICT	MILES	FEDERAL CATEGORY	Estimated Cost left to Complete Project*	PROGRAM	PHASE	FEDERAL	MATCH	2016	2017	2018	2019
Indiana Department of Transportation	1296513	Init.	SR 38	Small Structure Replacement	SR 38; at 1.015 mile east SR 103 EJCT (SS-38-33-94.40)	Greenfield	0	STP		Bridge ROW	RW	\$20,000.00	\$5,000.00	\$25,000.00			
										Bridge Construction	CN	\$68,740.80	\$17,185.20		\$85,926.00		
Henry County	1297939	Init.	IR 1007	Bridge Inspections	County Bridge Inspections in Henry County	Greenfield	0	Multiple		Local Bridge Program	PE	\$0.00	\$0.00	\$0.00	\$0.00	\$0.00	\$0.00
										100% Local Funds	PE	\$0.00	\$0.00	\$0.00	\$0.00	\$0.00	\$0.00
Indiana Department of Transportation	1298120	Init.	SR 109	Small Structure Replacement	SR 109; at 3.427 mile N of US 40	Greenfield	0	STP		Bridge Construction	CN	\$267,720.00	\$66,930.00			\$334,650.00	
Indiana Department of Transportation	1298192	Init.	I 70	Bridge Replacement, Concrete	I-70; at 4.81 mile E of SR 103, Wilbur Wright Road over I-70	Greenfield	0	Interstate		Bridge Construction	CN	\$1,562,123.70	\$173,569.30			\$1,735,693.00	

Henry County Total

Federal: \$12,520,772.35 Match :\$2,767,168.95 2016: \$841,719.00 2017: \$12,141,848.86 2018: \$2,304,373.44 2019: \$0.00

*Estimated Costs left to Complete Project column is for costs that may extend beyond the four years of a STIP. This column is not fiscally constrained and is for information purposes.

Indiana Department of Transportation (INDOT)
 State Preservation and Local Initiated Projects FY 2016 - 2019

SPONSOR	DES	STIP NAME	ROUTE	WORK TYPE	LOCATION	DISTRICT	MILES	FEDERAL CATEGORY	Estimated Cost left to Complete Project*	PROGRAM	PHASE	FEDERAL	MATCH	2016	2017	2018	2019
Howard County																	
Howard County	1383550	Init.	IR 1007	Bridge Inspections	Inspection and reinspection of county bridges 20 ft and greater - Howard Co	Greenfield	0	STP		100% Local Funds	PE	\$0.00	\$16,912.00		\$16,912.00		
										Local Bridge Program	PE	\$67,648.00	\$0.00		\$67,648.00		
Indiana Department of Transportation	1006226	Init.	SR 26	Bridge Deck Overlay	2.75 miles East of SR-213 @ Wildcat Creek	Greenfield	0	STP		Bridge Construction	CN	\$440,005.60	\$110,001.40		\$550,007.00		
Indiana Department of Transportation	1006341	Init.	SR 26	Bridge Painting	2.75 miles East of SR-213 @ Wildcat Creek	Greenfield	0	STP		Bridge Construction	CN	\$94,573.60	\$23,643.40		\$118,217.00		
Indiana Department of Transportation	1296439	Init.	SR 22	Small Structure Replacement	3.32 mile east of the Carroll / Howard County line	Greenfield	0	STP		Bridge ROW	RW	\$24,000.00	\$6,000.00	\$30,000.00			
										Bridge Construction	CN	\$123,256.80	\$30,814.20		\$154,071.00		
Indiana Department of Transportation	1296466	Init.	US 35	Small Structure Replacement	US 35 at 3.381 mile west SR 13 (SS-35-34-92.64)	Greenfield	0	NHPP		Bridge ROW	RW	\$12,000.00	\$3,000.00	\$15,000.00			
										Bridge Construction	CN	\$109,428.80	\$27,357.20		\$136,786.00		
Indiana Department of Transportation	1298107	Init.	US 35	Small Structure Replacement	US 35; at 3.672 mile W of SR 213	Greenfield	0	NHPP		Bridge Construction	CN	\$402,187.20	\$100,546.80			\$502,734.00	
Indiana Department of Transportation	1298146	Init.	SR 22	Br Repl, Pres.Conc.I-Beam(Simple Span)	SR 22; at 2.31 mile E. of SR 29, over Petes Run	Greenfield	0	STP		Bridge Construction	CN	\$648,525.60	\$162,131.40			\$810,657.00	
										Bridge Consulting	PE	\$56,000.00	\$14,000.00	\$70,000.00			
Indiana Department of Transportation	1401353	Init.	SP 22	Relinquishments/Road Transfer	Placeholder for cash payment and LPA funds from SR22 transfer	Greenfield	5.83	NHPP		SMFR	CN	\$0.00	\$0.00	\$0.00	\$0.00		
										Statewide Construction	CN	\$0.00	\$0.00		\$0.00		

Howard County Total
 Federal: \$1,977,625.60 Match :\$494,406.40 2016: \$115,000.00 2017: \$1,043,641.00 2018: \$1,313,391.00 2019:

*Estimated Costs left to Complete Project column is for costs that may extend beyond the four years of a STIP. This column is not fiscally constrained and is for information purposes.

Indiana Department of Transportation (INDOT)
 State Preservation and Local Initiated Projects FY 2016 - 2019

SPONSOR	DES	STIP NAME	ROUTE	WORK TYPE	LOCATION	DISTRICT	MILES	FEDERAL CATEGORY	Estimated Cost left to Complete Project*	PROGRAM	PHASE	FEDERAL	MATCH	2016	2017	2018	2019
Huntington County																	
Huntington	0900125	Init.	ST 1001	Road Reconstruction (3R/4R Standards)	Etna Ave. from Wabash River to Jessup St.	Fort Wayne	.68	STP		Group III Program	CN	\$2,148,400.00	\$0.00		\$2,148,400.00		
										100% Local Funds	CN	\$0.00	\$537,100.00		\$537,100.00		
Indiana Department of Transportation	1006182	Init.	SR 9	Bridge Deck Replacement	Bridge Over N & S R/R NBL, 0.28 Miles South of US 24.	Fort Wayne	0	STP		Bridge Construction	CN	\$677,200.00	\$169,300.00	\$846,500.00			
Indiana Department of Transportation	1006183	Init.	SR 9	Bridge Deck Replacement	Bridge Over N & S R/R SBL, 0.28 Miles South of US 24.	Fort Wayne	0	STP		Bridge Construction	CN	\$816,000.00	\$204,000.00	\$1,020,000.00			
Indiana Department of Transportation	1296426	Init.	I 69	Bridge Deck Overlay	Bridge Over Flat Creek (NBL), 5.43 Miles North of US 224.	Fort Wayne	0	Interstate		Bridge Construction	CN	\$316,980.00	\$35,220.00		\$352,200.00		
Indiana Department of Transportation	1296455	Init.	I 69	Bridge Deck Overlay	Bridge Over Flat Creek (SBL), 5.43 Miles North of US 224.	Fort Wayne	0	Interstate		Bridge Construction	CN	\$316,800.00	\$35,200.00		\$352,000.00		
Indiana Department of Transportation	1296841	Init.	SR 9	Bridge Deck Overlay	Bridge Over Salamonie Reservoir (NBL), 0.52 Miles North of SR 124.	Fort Wayne	0	STP		Bridge Construction	CN	\$716,000.00	\$179,000.00	\$895,000.00			
Indiana Department of Transportation	1296844	Init.	SR 9	Bridge Deck Overlay	Bridge Over Salamonie Reservoir (SBL), 0.52 Miles North of SR 124.	Fort Wayne	0	STP		Bridge Construction	CN	\$662,400.00	\$165,600.00	\$828,000.00			
Indiana Department of Transportation	1296425	Init.	I 69	Bridge Deck Overlay	Bridge for CR 300 North over I-69, 3.23 Miles North of US 224.	Fort Wayne	0	Interstate		Bridge Construction	CN	\$461,700.00	\$51,300.00	\$513,000.00			
Indiana Department of Transportation	1296682	Init.	US 224	HMA Overlay, Preventive Maintenance	From US 24 to S. Jct. of SR 5.	Fort Wayne	3.296	STP		Road Construction	CN	\$995,200.00	\$248,800.00	\$1,244,000.00			
Indiana Department of Transportation	1296044	Init.	SR 124	Small Structure Pipe Lining	Pipeliner for DeHaven Drain, 1.91 Miles East of SR 105.	Fort Wayne	0	STP		Bridge Construction	CN	\$47,200.00	\$11,800.00	\$59,000.00			
Indiana Department of Transportation	1296045	Init.	SR 124	Small Structure Pipe Lining	Pipeliner for Branch Rush Creek, 0.70 Miles West of SR 105.	Fort Wayne	0	STP		Bridge Construction	CN	\$47,200.00	\$11,800.00	\$59,000.00			
Indiana Department of Transportation	1296048	Init.	I 69	Small Structure Pipe Lining	Pipeliner for Branch Wabash Drain, 1.39 Miles North of US 224.	Fort Wayne	0	Interstate		Bridge Construction	CN	\$77,400.00	\$8,600.00	\$86,000.00			
Indiana Department of Transportation	1296111	Init.	SR 9	Small Structure Pipe Lining	Pipeliner for Branch #3 Richland Creek, 4.16 Miles North of SR 218.	Fort Wayne	0	STP		Bridge Construction	CN	\$308,800.00	\$77,200.00	\$386,000.00			
Indiana Department of Transportation	1296630	Init.	I 69	Bridge Deck Overlay	Bridge on CR 1000 South over I-69, 3.51 Miles South of SR 5.	Fort Wayne	0	Interstate		Bridge Construction	CN	\$558,000.00	\$62,000.00	\$620,000.00			
Indiana Department of Transportation	1296699	Init.	I 69	Bridge Deck Overlay	Bridge on CR 900 South over I-69, 2.20 Miles South of SR 5	Fort Wayne	0	Interstate		Bridge Construction	CN	\$558,000.00	\$62,000.00	\$620,000.00			
Indiana Department of Transportation	1296713	Init.	I 69	Bridge Deck Overlay	Bridge on CR 300 East and CR 400 South over I-69, 2.29 Miles North of SR 124.	Fort Wayne	0	Interstate		Bridge Construction	CN	\$586,800.00	\$65,200.00	\$652,000.00			
Indiana Department of Transportation	1296724	Init.	I 69	Bridge Deck Overlay	Bridge on CR 200 South over I-69, 2.44 Miles South of US 224.	Fort Wayne	0	Interstate		Bridge Construction	CN	\$489,600.00	\$54,400.00	\$544,000.00			

*Estimated Costs left to Complete Project column is for costs that may extend beyond the four years of a STIP. This column is not fiscally constrained and is for information purposes.

Indiana Department of Transportation (INDOT)
 State Preservation and Local Initiated Projects FY 2016 - 2019

SPONSOR	DES	STIP NAME	ROUTE	WORK TYPE	LOCATION	DISTRICT	MILES	FEDERAL CATEGORY	Estimated Cost left to Complete Project*	PROGRAM	PHASE	FEDERAL	MATCH	2016	2017	2018	2019
Indiana Department of Transportation	1006207	Init.	SR 105	HMA Overlay, Preventive Maintenance	From US 24 to SR 16.	Fort Wayne	3.69	STP		Road Construction	CN	\$633,000.00	\$158,250.00	\$791,250.00			
Indiana Department of Transportation	1297053	Init.	I 69	Replace Superstructure	Bridge for SR 5 over I-69, 1.09 Miles South of SR 218.	Fort Wayne	0	Interstate		Bridge Consulting	PE	\$0.00	\$0.00	\$0.00			
										Bridge Construction	CN	\$1,062,000.00	\$118,000.00		\$1,180,000.00		
Indiana Department of Transportation	1296108	Init.	SR 5	Small Structure Pipe Lining	Pipeliners for Rabbit Run Creek, 0.44 Miles South of US 224.	Fort Wayne	0	STP		Bridge ROW	RW	\$1,600.00	\$400.00	\$2,000.00			
										Bridge Construction	CN	\$31,200.00	\$7,800.00		\$39,000.00		
Huntington County	1173243	Init.	IR 1007	Bridge Rehabilitation Or Repair	Bridge 133 on S. Broadway St over Little Wabash River	Fort Wayne	.1	STP		Local Bridge Program	CN	\$867,608.00	\$0.00	\$867,608.00			
										100% Local Funds	CN	\$0.00	\$216,902.00	\$216,902.00			
Huntington County	1382103	Init.	IR 1007	Bridge Inspections	Inspection and reinspection of county bridges 20 feet and longer	Fort Wayne	0	Multiple		Local Bridge Program	CN	\$0.00	\$0.00	\$0.00			
										Local Bridge Program	PE	\$88,915.40	\$0.00	\$88,915.40			
										100% Local Funds	PE	\$0.00	\$22,228.88	\$22,228.88			
Indiana Department of Transportation	1298018	Init.	SR 16	Small Structure Pipe Lining	Pipe Liner Over Branch of Silver Creek, 0.35 Miles West of SR 105.	Fort Wayne	.04	STP		Bridge Construction	CN	\$36,000.00	\$9,000.00			\$45,000.00	
										Bridge ROW	RW	\$4,000.00	\$1,000.00		\$5,000.00		
Indiana Department of Transportation	1297956	Init.	SR 5	Small Structure Replacement	Small Structure Over Section Seven Drain, 2.41 Miles North of SR 218 East Jct.	Fort Wayne	.128	STP		Bridge Consulting	PE	\$0.00	\$0.00	\$0.00			
										Bridge ROW	RW	\$20,000.00	\$5,000.00	\$5,000.00	\$20,000.00		
										Bridge Construction	CN	\$276,000.00	\$69,000.00			\$345,000.00	
Indiana Department of Transportation	1400385	Init.	SR 3	Bridge Maintenance And Repair	Bridge Over Rock Creek, 2.19 Miles South of SR 116.	Fort Wayne	0	STP		Bridge Construction	CN	\$20,400.00	\$5,100.00	\$25,500.00			
Indiana Department of Transportation	1400415	Init.	SR 3	Bridge Maintenance And Repair	Bridge Over Wabash River Overflow, 0.39 Miles South of SR 116.	Fort Wayne	0	STP		Bridge Construction	CN	\$44,200.00	\$11,050.00	\$55,250.00			
Indiana Department of Transportation	1400416	Init.	SR 3	Bridge Maintenance And Repair	Bridge Over Wabash River, 0.07 Miles South of SR 116.	Fort Wayne	0	STP		Bridge Construction	CN	\$16,760.00	\$4,190.00	\$20,950.00			

*Estimated Costs left to Complete Project column is for costs that may extend beyond the four years of a STIP. This column is not fiscally constrained and is for information purposes.

Indiana Department of Transportation (INDOT)
 State Preservation and Local Initiated Projects FY 2016 - 2019

SPONSOR	DES	STIP NAME	ROUTE	WORK TYPE	LOCATION	DISTRICT	MILES	FEDERAL CATEGORY	Estimated Cost left to Complete Project*	PROGRAM	PHASE	FEDERAL	MATCH	2016	2017	2018	2019
Indiana Department of Transportation	1400428	Init.	SR 124	Bridge Maintenance And Repair	Bridge Over Richland Creek, 1.54 Miles East of SR 9.	Fort Wayne	0	STP		Bridge Construction	CN	\$17,560.00	\$4,390.00	\$21,950.00			
Indiana Department of Transportation	1400430	Init.	US 224	Bridge Maintenance And Repair	Bridge Over Little River - West Crossing, 1.56 Miles East of US 24.	Fort Wayne	0	NHPP		Bridge Construction	CN	\$15,320.00	\$3,830.00	\$19,150.00			
Indiana Department of Transportation	1400441	Init.	I 69	Bridge Maintenance And Repair	Bridge Over SR 5/218 NBL, 4.68 Miles South of SR 5.	Fort Wayne	0	Interstate		Bridge Construction	CN	\$14,355.00	\$1,595.00	\$15,950.00			
Indiana Department of Transportation	1400442	Init.	I 69	Bridge Maintenance And Repair	Bridge Over SR 5/218 SBL, 4.68 Miles South of SR 5.	Fort Wayne	0	Interstate		Bridge Construction	CN	\$9,090.00	\$1,010.00	\$10,100.00			
Indiana Department of Transportation	1400443	Init.	I 69	Bridge Maintenance And Repair	Bridge Over Elkenberry Ditch NBL, 2.47 Miles South of US 224.	Fort Wayne	0	Interstate		Bridge Construction	CN	\$7,200.00	\$800.00	\$8,000.00			
Indiana Department of Transportation	1400444	Init.	I 69	Bridge Maintenance And Repair	Bridge Over Elkenberry Ditch SBL, 2.47 Miles South of US 224.	Fort Wayne	0	Interstate		Bridge Construction	CN	\$4,815.00	\$535.00	\$5,350.00			
Indiana Department of Transportation	1400605	Init.	IR 1010	Road Reconstruction (3R/4R Standards)	CR 900N/Lafayette Center Rd - from US24 to Fogwell (1.20 mi W of I-69)	Fort Wayne	2.95	STP		Major New - ROW	RW	\$1,600,000.00	\$400,000.00	\$2,000,000.00			
										Major New - Construction	CN	\$15,037,797.60	\$3,759,449.40	\$18,797,247.00			
Indiana Department of Transportation	1401175	Init.	IR 1010	Bridge Rehabilitation Or Repair	CR 900N/Lafayette Center Rd; Bridge over Little River; 0.4 miles east of US 24.	Fort Wayne	.1	STP		Major New - Construction	CN	\$768,000.00	\$192,000.00	\$960,000.00			
										Safety Construction	CN	\$0.00	\$0.00	\$0.00			
Indiana Department of Transportation	1401176	Init.	IR 1010	New Bridge, Other	CR 900N/Lafayette Center Rd -Bridge Over N&S Railroad; 0.66 miles east of US 24.	Fort Wayne	.1	STP		Major New - Construction	CN	\$1,770,000.00	\$442,500.00	\$2,212,500.00			
										Statewide Construction	CN	\$0.00	\$0.00	\$0.00			
Indiana Department of Transportation	1401177	Init.	US 24	Bridge Rehabilitation Or Repair	Bridge over Cow Creek; 3.4 Miles South of SR 114, at CR 900 North.	Fort Wayne	0	NHPP		Major New - Construction	CN	\$8,240.00	\$2,060.00	\$10,300.00			
										Statewide Construction	CN	\$0.00	\$0.00	\$0.00			
Indiana Department of Transportation	1401366	Init.	IR 1010	Utility Relocation	CR 900N/Lafayette Center Rd - from US24 to Fogwell (1.20 mi W of I-69)	Fort Wayne	1.84	STP		Major New - Construction	CN	\$1,000,000.00	\$0.00	\$1,000,000.00			
										Statewide Construction	CN	\$0.00	\$0.00	\$0.00			
Indiana Department of Transportation	1401474	Init.	I 69	Debris Removal From Channel	Bridge Over Salamonie River, 3.43 Miles North of SR 218.	Fort Wayne	0	Interstate		Bridge Construction	CN	\$20,160.00	\$2,240.00		\$22,400.00		
Indiana Department of Transportation	1401479	Init.	SR 124	Bridge Maintenance And Repair	Bridge Over Richland Creek, 1.54 Miles East of SR 9.	Fort Wayne	0	STP		Bridge Construction	CN	\$14,800.00	\$3,700.00		\$18,500.00		

*Estimated Costs left to Complete Project column is for costs that may extend beyond the four years of a STIP. This column is not fiscally constrained and is for information purposes.

Indiana Department of Transportation (INDOT)
 State Preservation and Local Initiated Projects FY 2016 - 2019

SPONSOR	DES	STIP NAME	ROUTE	WORK TYPE	LOCATION	DISTRICT	MILES	FEDERAL CATEGORY	Estimated Cost left to Complete Project*	PROGRAM	PHASE	FEDERAL	MATCH	2016	2017	2018	2019
Indiana Department of Transportation	1401538	Init.	SR 5	Substructure Repair And Rehabilitation	Bridge Over Clear Creek, 0.30 Miles North of SR 16.	Fort Wayne	0	STP		Bridge Consulting	PE	\$52,000.00	\$13,000.00		\$65,000.00		
										Bridge Construction	CN	\$29,608.00	\$7,402.00		\$37,010.00		
Indiana Department of Transportation	1401493	Init.	SR 9	Bridge Maintenance And Repair	Bridge Over Wabash River, 0.13 Miles South of US 24.	Fort Wayne	0	NHPP		Bridge Construction	CN	\$12,320.00	\$3,080.00		\$15,400.00		
Indiana Department of Transportation	1401506	Init.	US 24	Bridge Maintenance And Repair	Bridge Over Calf Creek, 1.47 Miles West of SR 114.	Fort Wayne	0	NHPP		Bridge Construction	CN	\$19,544.00	\$4,886.00		\$24,430.00		
Indiana Department of Transportation	1401519	Init.	SR 124	Bridge Maintenance And Repair	Bridge Over Salamonie River, 3.37 Miles West of SR 5.	Fort Wayne	0	STP		Bridge Construction	CN	\$37,384.00	\$9,346.00		\$46,730.00		
Indiana Department of Transportation	1401520	Init.	US 224	Bridge Maintenance And Repair	Bridge Over Little River (South Fork), 1.57 Miles East of US 24.	Fort Wayne	0	NHPP		Bridge Construction	CN	\$15,080.00	\$3,770.00		\$18,850.00		
Indiana Department of Transportation	1401528	Init.	I 69	Bridge Maintenance And Repair	Bridge Over Salamonie River/Bellville Southbound, 1.31 Miles South of SR 5.	Fort Wayne	0	Interstate		Bridge Construction	CN	\$14,913.00	\$1,657.00		\$16,570.00		
Indiana Department of Transportation	1401529	Init.	I 69	Bridge Maintenance And Repair	Bridge Over SR 5, Northbound, 2.01 Miles south SR 124.	Fort Wayne	0	Interstate		Bridge Construction	CN	\$66,906.00	\$7,434.00		\$74,340.00		
Indiana Department of Transportation	1401530	Init.	I 69	Bridge Maintenance And Repair	Bridge CR 300 South over I-69 NB/SB, 3.4 Miles North of SR 124.	Fort Wayne	0	Interstate		Bridge Construction	CN	\$9,558.00	\$1,062.00		\$10,620.00		

Huntington County Total
 Federal: \$33,430,014.00 Match :\$7,472,187.28 2016: \$35,528,651.28 2017: \$4,983,550.00 2018: \$390,000.00 2019:

*Estimated Costs left to Complete Project column is for costs that may extend beyond the four years of a STIP. This column is not fiscally constrained and is for information purposes.

Indiana Department of Transportation (INDOT)
 State Preservation and Local Initiated Projects FY 2016 - 2019

SPONSOR	DES	STIP NAME	ROUTE	WORK TYPE	LOCATION	DISTRICT	MILES	FEDERAL CATEGORY	Estimated Cost left to Complete Project*	PROGRAM	PHASE	FEDERAL	MATCH	2016	2017	2018	2019
Jackson County																	
Indiana Department of Transportation	0710635	Init.	US 50	Br Repl, Precast 3 Sided Culvert	E of SR-446 at RP 81+65	Seymour	0	NHPP		Bridge Construction	CN	\$747,180.80	\$186,795.20		\$933,976.00		
Indiana Department of Transportation	0800156	Init.	US 50	Bridge Replacement, Concrete	3.35 miles W SR 235, bridge over Clear Spring Creek	Seymour	0	STP		Bridge ROW	RW	\$208,000.00	\$52,000.00	\$260,000.00			
										Bridge Construction	CN	\$1,920,356.80	\$480,089.20		\$2,400,446.00		
										Bridge Construction	PE	\$47,308.00	\$11,827.00		\$59,135.00		
Indiana Department of Transportation	0800251	Init.	US 50	Bridge Replacement, Concrete	1.02 miles W of SR-135	Seymour	0	STP		Bridge ROW	RW	\$28,032.00	\$7,008.00	\$35,040.00			
										Bridge Construction	CN	\$520,420.00	\$130,105.00		\$650,525.00		
Seymour	1005165	Init.	ST 1012	Road Reconstruction (3R/4R Standards)	W. 2nd St. from Lasher Drive to Vehslage Road	Seymour	.47	STP		Group III Program	PE	\$8,000.00	\$0.00	\$8,000.00			
										100% Local Funds	PE	\$0.00	\$2,000.00	\$2,000.00			
										Group III Program	RW	\$0.00	\$0.00	\$0.00	\$0.00	\$0.00	\$0.00
										Group III Program	CN	\$146,550.64	\$0.00	\$146,550.64			
										100% Local Funds	CN	\$0.00	\$36,637.66	\$36,637.66			
										100% Local Funds	RW	\$0.00	\$0.00	\$0.00	\$0.00	\$0.00	\$0.00
Indiana Department of Transportation	1006429	Init.	SR 235	Small Structure Replacement	SR 235 5.80 Miles North of SR 135	Seymour	0	STP		Bridge ROW	RW	\$24,000.00	\$6,000.00	\$30,000.00			
										Bridge Construction	CN	\$748,000.00	\$187,000.00		\$10,000.00	\$925,000.00	
Indiana Department of Transportation	0100359	Init.	US 31	Bridge Replacement, Concrete	Bridge over Quade Ditch, 6.36 miles N of US 50	Seymour	0	STP		Road ROW	RW	\$16,800.00	\$4,200.00	\$21,000.00			
										Road Construction	CN	\$610,480.00	\$152,620.00	\$763,100.00			
Indiana Department of Transportation	0200818	Init.	US 31	Br Repl, Steel Truss	Bridge over Sand Creek, 7.2 miles S of SR 7	Seymour	.01	STP		Road ROW	RW	\$15,040.00	\$3,760.00	\$18,800.00			
										Road Construction	PE	\$8,000.00	\$2,000.00	\$10,000.00			

*Estimated Costs left to Complete Project column is for costs that may extend beyond the four years of a STIP. This column is not fiscally constrained and is for information purposes.

Indiana Department of Transportation (INDOT)
 State Preservation and Local Initiated Projects FY 2016 - 2019

SPONSOR	DES	STIP NAME	ROUTE	WORK TYPE	LOCATION	DISTRICT	MILES	FEDERAL CATEGORY	Estimated Cost left to Complete Project*	PROGRAM	PHASE	FEDERAL	MATCH	2016	2017	2018	2019
Indiana Department of Transportation	0200818	Init.	US 31	Br Repl, Steel Truss	Bridge over Sand Creek, 7.2 miles S of SR 7	Seymour	.01	STP		Road Construction	CN	\$2,872,096.00	\$718,024.00	\$3,590,120.00			
Indiana Department of Transportation	1296176	Init.	SR 11	HMA Overlay, Preventive Maintenance	From US 50 to I-65	Seymour	6.011	STP		Road Construction	CN	\$1,395,680.00	\$348,920.00	\$1,744,600.00			
Indiana Department of Transportation	1296556	Init.	SR 11	Small Structure Replacement	Small structure 0.11 mi North of SR-250 on SR-11,	Seymour	0	STP		Bridge ROW	RW	\$8,000.00	\$2,000.00	\$10,000.00			
										Bridge Construction	CN	\$100,000.00	\$25,000.00		\$125,000.00		
Indiana Department of Transportation	1296571	Init.	SR 135	Small Structure Replacement	5.19 miles N of the N SR-135/US-50 junction on SR-135	Seymour	0	STP		Bridge Construction	CN	\$136,000.00	\$34,000.00	\$25,000.00	\$145,000.00		
										Bridge ROW	RW	\$10,400.00	\$2,600.00	\$13,000.00			
Indiana Department of Transportation	1296684	Init.	SR 58	Bridge Replacement, Concrete	4.32 miles E of SR-258 over Buck Creek on SR-58	Seymour	0	STP		Bridge ROW	RW	\$28,000.00	\$7,000.00	\$35,000.00			
										Bridge Construction	CN	\$220,000.00	\$55,000.00	\$20,000.00	\$255,000.00		
Indiana Department of Transportation	1296939	Init.	SR 58	Bridge Replacement, Concrete	2.95 miles W of SR-135 over Branch Bee Creek on SR-58	Seymour	0	STP		Bridge ROW	RW	\$4,800.00	\$1,200.00	\$6,000.00			
										Bridge Construction	CN	\$254,000.00	\$63,500.00		\$317,500.00		
Indiana Department of Transportation	1173875	Init.	I 65	Weigh Stations Constr./Reconstr.	I-65 Weigh Station Seymour	Seymour	1.001	Interstate		Statewide Consulting	PE	\$66,690.00	\$7,410.00	\$74,100.00			
										Statewide Construction	CN	\$5,400,000.00	\$600,000.00	\$6,000,000.00			
Jackson County	1382114	Init.	IR 1001	Bridge Inspections	inspection and re-inspection of county bridges 20 feet and greater in length	Seymour	0	STP		100% Local Funds	PE	\$0.00	\$21,340.00		\$21,340.00		
										Local Bridge Program	CN	\$0.00	\$0.00		\$0.00		
										Local Bridge Program	PE	\$85,360.00	\$0.00		\$85,360.00		
Seymour	1297585	Init.	MS 0	Bike/Pedestrian Facilities	City Center Trailhead - N. of U.S. 50 between Jeffersonville St. and Broadway St	Seymour	0	STP		100% Local Funds	RW	\$0.00	\$10,797.00	\$10,797.00			
										100% Local Funds	CN	\$0.00	\$0.00		\$0.00		
										Local Transportation Alternatives	CN	\$0.00	\$0.00		\$0.00		

*Estimated Costs left to Complete Project column is for costs that may extend beyond the four years of a STIP. This column is not fiscally constrained and is for information purposes.

Indiana Department of Transportation (INDOT)
 State Preservation and Local Initiated Projects FY 2016 - 2019

SPONSOR	DES	STIP NAME	ROUTE	WORK TYPE	LOCATION	DISTRICT	MILES	FEDERAL CATEGORY	Estimated Cost left to Complete Project*	PROGRAM	PHASE	FEDERAL	MATCH	2016	2017	2018	2019
Seymour	1297585	Init.	MS 0	Bike/Pedestrian Facilities	City Center Trailhead - N. of U.S. 50 between Jeffersonville St. and Broadway St	Seymour	0	STP		Local Trans Enhancement Program	RW	\$43,188.00	\$0.00	\$43,188.00			
										Local Transportation Alternatives	RW	\$0.00	\$0.00	\$0.00			
Indiana Department of Transportation	0710632	Init.	SR 258	Small Structure Replacement	E of SR-58, .26 Miles E Baseline Rd	Seymour	0	STP		Bridge ROW	RW	\$24,000.00	\$6,000.00	\$30,000.00			
										Bridge Construction	CN	\$236,400.00	\$59,100.00			\$295,500.00	
Indiana Department of Transportation	1298322	Init.	SR 258	Small Structure Replacement	2.43 miles E of SR 58	Seymour	0	STP		Bridge ROW	RW	\$24,000.00	\$6,000.00		\$30,000.00		
										Bridge Construction	CN	\$281,412.00	\$70,353.00		\$10,800.00	\$340,965.00	
Indiana Department of Transportation	1298633	Init.	SR 258	Sight Distance Improvement	From Base Road to County Rd 100 E	Seymour	.994	STP		Safety Consulting	PE	\$20,434.40	\$5,108.60	\$25,543.00			
										Safety ROW	RW	\$100,000.00	\$25,000.00		\$125,000.00		
										Safety Construction	CN	\$2,561,571.20	\$640,392.80		\$25,000.00	\$3,176,964.00	
Indiana Department of Transportation	1298642	Init.	SR 258	Small Structure Replacement	4.73 miles East of SR 58	Seymour	0	STP		Bridge Construction	CN	\$352,476.00	\$88,119.00		\$10,000.00	\$430,595.00	
										Bridge ROW	RW	\$24,000.00	\$6,000.00		\$30,000.00		
Indiana Department of Transportation	1298274	Init.	SR 250	Small Structure Replacement	1.40 mile East of US 50	Seymour	0	STP		Bridge Consulting	PE	\$1,664.00	\$416.00	\$2,080.00			
										Bridge Construction	CN	\$244,752.00	\$61,188.00		\$12,000.00	\$293,940.00	
										Bridge ROW	RW	\$32,000.00	\$8,000.00		\$40,000.00		
Indiana Department of Transportation	1298336	Init.	SR 235	Small Structure Replacement	1.65 miles North of SR 135	Seymour	0	STP		Bridge ROW	RW	\$36,800.00	\$9,200.00		\$46,000.00		
										Bridge Construction	CN	\$281,680.00	\$70,420.00		\$15,000.00	\$337,100.00	
Indiana Department of Transportation	1382562	Init.	SR 135	Bridge Replacement, Concrete	0.12 miles N of US 50 over Wayman Ditch	Seymour	0	STP		Bridge Construction	CN	\$1,397,680.00	\$349,420.00			\$1,747,100.00	
										Bridge ROW	RW	\$20,000.00	\$5,000.00		\$25,000.00		

*Estimated Costs left to Complete Project column is for costs that may extend beyond the four years of a STIP. This column is not fiscally constrained and is for information purposes.

Indiana Department of Transportation (INDOT)
 State Preservation and Local Initiated Projects FY 2016 - 2019

SPONSOR	DES	STIP NAME	ROUTE	WORK TYPE	LOCATION	DISTRICT	MILES	FEDERAL CATEGORY	Estimated Cost left to Complete Project*	PROGRAM	PHASE	FEDERAL	MATCH	2016	2017	2018	2019
Seymour	1383442	Init.	ST 1012	Road Reconstruction (3R/4R Standards)	West 2nd Street from Springhill Road to Vehslage Road	Seymour	.243	STP		Group III Program	CN	\$736,000.00	\$0.00		\$736,000.00		
										Group III Program	RW	\$200,000.00	\$0.00	\$200,000.00			
										Group III Program	PE	\$0.00	\$0.00	\$0.00	\$0.00	\$0.00	\$0.00
										100% Local Funds	RW	\$0.00	\$50,000.00	\$50,000.00			
										100% Local Funds	PE	\$0.00	\$0.00	\$0.00	\$0.00	\$0.00	\$0.00
										100% Local Funds	CN	\$0.00	\$184,000.00		\$184,000.00		
Indiana Department of Transportation	1400109	Init.	SR 250	Small Structure Replacement	2.25 miles east of SR 39	Seymour	0	STP		Bridge ROW	RW	\$20,000.00	\$5,000.00		\$25,000.00		
										Bridge Consulting	PE	\$0.00	\$0.00	\$0.00			
										Bridge Construction	CN	\$405,600.00	\$101,400.00		\$25,000.00		\$482,000.00
Indiana Department of Transportation	1400029	Init.	SR 58	Bridge Replacement, Concrete	0.81 mile west of SR 258 over Brushy Creek	Seymour	0	STP		Bridge ROW	RW	\$18,400.00	\$4,600.00		\$23,000.00		
										Bridge Construction	CN	\$440,160.00	\$110,040.00			\$20,000.00	\$530,200.00
Indiana Department of Transportation	1400025	Init.	SR 258	Replace Superstructure	3.67 miles west of SR 11 over Indian Creek	Seymour	0	STP		Bridge Consulting	PE	\$70,000.00	\$17,500.00	\$87,500.00			
										Bridge ROW	RW	\$44,000.00	\$11,000.00		\$55,000.00		
										Bridge Construction	CN	\$1,538,800.00	\$384,700.00		\$72,000.00		\$1,851,500.00
Indiana Department of Transportation	1383724	Init.	US 50	Bridge Deck Replacement	0.45 mile west of SR 135 over Smallwood Ditch	Seymour	0	NHPP		Bridge ROW	RW	\$98,400.00	\$24,600.00	\$123,000.00			
										Bridge Construction	CN	\$1,001,600.00	\$250,400.00		\$52,000.00		\$1,200,000.00
Indiana Department of Transportation	1400090	Init.	US 50	HMA Overlay, Functional	0.2 miles E. of Agrico Lane to US 31	Seymour	1.757	NHPP		Road Construction	CN	\$1,152,800.00	\$288,200.00				\$1,441,000.00
										Road Consulting	PE	\$104,000.00	\$26,000.00	\$130,000.00			

*Estimated Costs left to Complete Project column is for costs that may extend beyond the four years of a STIP. This column is not fiscally constrained and is for information purposes.

Indiana Department of Transportation (INDOT)
 State Preservation and Local Initiated Projects FY 2016 - 2019

SPONSOR	DES	STIP NAME	ROUTE	WORK TYPE	LOCATION	DISTRICT	MILES	FEDERAL CATEGORY	Estimated Cost left to Complete Project*	PROGRAM	PHASE	FEDERAL	MATCH	2016	2017	2018	2019
Indiana Department of Transportation	1400197	Init.	US 50	Intersect. Improv. W/ Added Turn Lanes	At US 31	Seymour	0	NHPP		Mobility Construction	CN	\$395,200.00	\$98,800.00	\$40,000.00			\$454,000.00
										Mobility ROW	RW	\$12,000.00	\$3,000.00		\$15,000.00		
										Mobility Consulting	PE	\$0.00	\$0.00	\$0.00	\$0.00	\$0.00	\$0.00
Indiana Department of Transportation	1400096	Init.	US 31	Small Structure Replacement	Approximately 2.58 miles north of US 50	Seymour	0	STP		Bridge Construction	CN	\$469,600.00	\$117,400.00	\$20,000.00			\$567,000.00
										Bridge ROW	RW	\$24,000.00	\$6,000.00		\$30,000.00		
										Bridge Consulting	PE	\$0.00	\$0.00	\$0.00			
Indiana Department of Transportation	1401161	Init.	US 50	Bridge Thin Deck Overlay	0.72 mile East of SR 135N, over East Fork White River Overflow	Seymour	0	NHPP		Bridge Construction	CN	\$140,800.00	\$35,200.00	\$176,000.00			
Indiana Department of Transportation	1401162	Init.	US 50	Bridge Thin Deck Overlay	1.3 mile east of SR 135N, over East Fork White River Overflow	Seymour	0	NHPP		Bridge Construction	CN	\$204,800.00	\$51,200.00	\$256,000.00			
Indiana Department of Transportation	1401163	Init.	US 50	Bridge Thin Deck Overlay	0.42 mile west of SR 135 S, over CSX RR	Seymour	0	NHPP		Bridge Construction	CN	\$156,000.00	\$39,000.00	\$195,000.00			
Indiana Department of Transportation	1401167	Init.	US 50	Bridge Thin Deck Overlay	1.75 mile east of SR 135N, over East Fork White River	Seymour	0	NHPP		Bridge Construction	CN	\$272,800.00	\$68,200.00	\$341,000.00			
Indiana Department of Transportation	1401447	Init.	SR 258	Bridge Thin Deck Overlay	2.5 miles west of SR 11 over E. Fork White River	Seymour	0	STP		Bridge Construction	CN	\$254,031.20	\$63,507.80		\$317,539.00		

Jackson County Total

Federal: \$29,070,243.04 Match :\$6,508,298.26 2016: \$14,579,056.30 2017: \$6,906,621.00 2018: \$7,567,164.00 2019: \$6,525,700.00

*Estimated Costs left to Complete Project column is for costs that may extend beyond the four years of a STIP. This column is not fiscally constrained and is for information purposes.

Indiana Department of Transportation (INDOT)
 State Preservation and Local Initiated Projects FY 2016 - 2019

SPONSOR	DES	STIP NAME	ROUTE	WORK TYPE	LOCATION	DISTRICT	MILES	FEDERAL CATEGORY	Estimated Cost left to Complete Project*	PROGRAM	PHASE	FEDERAL	MATCH	2016	2017	2018	2019
Jasper County																	
Indiana Department of Transportation	1400667	Init.	I 65	Bridge Rehabilitation Or Repair	NB over TP&W RR, 00.47 mi S of US 24	Crawfordsville	0	Interstate		Bridge Construction	CN	\$108,000.00	\$12,000.00	\$120,000.00			
Indiana Department of Transportation	1400668	Init.	I 65	Bridge Rehabilitation Or Repair	SB over TP&W RR, 00.47 mi S of US 24	Crawfordsville	0	Interstate		Bridge Construction	CN	\$108,000.00	\$12,000.00	\$120,000.00			
Indiana Department of Transportation	1006602	Init.	US 231	Auxiliary Lanes, Passing	& CR 700S	LaPorte	0	STP		Safety ROW	RW	\$48,000.00	\$12,000.00	\$60,000.00			
										Safety Construction	CN	\$900,800.00	\$225,200.00	\$70,000.00	\$1,056,000.00		
Indiana Department of Transportation	1172235	Init.	SR 110	Small Structure Pipe Lining	0.86 mi E of jct SR 10 W&N	LaPorte	0	STP		Bridge ROW	RW	\$16,000.00	\$4,000.00		\$20,000.00		
										Bridge Construction	CN	\$67,200.00	\$16,800.00		\$84,000.00		
										Bridge Consulting	PE	\$8,000.00	\$2,000.00	\$10,000.00			
Indiana Department of Transportation	1172263	Init.	I 65	Small Structure Pipe Lining	0.41 mi S of SR 10	LaPorte	0	Interstate		Bridge Consulting	PE	\$13,500.00	\$1,500.00	\$15,000.00			
										Bridge Construction	CN	\$150,300.00	\$16,700.00		\$167,000.00		
Indiana Department of Transportation	1172257	Init.	I 65	Small Structure Pipe Lining	2.15 mi S of SR 16	LaPorte	0	Interstate		Bridge Construction	CN	\$198,000.00	\$22,000.00		\$220,000.00		
										Bridge Consulting	PE	\$12,600.00	\$1,400.00	\$14,000.00			
Indiana Department of Transportation	1172259	Init.	I 65	Small Structure Pipe Lining	3.15 mi N of SR 14	LaPorte	0	Interstate		Bridge Construction	CN	\$118,800.00	\$13,200.00		\$132,000.00		
										Bridge Consulting	PE	\$9,900.00	\$1,100.00	\$11,000.00			
Indiana Department of Transportation	1172260	Init.	I 65	Small Structure Pipe Lining	3.75 mi N of SR 14	LaPorte	0	Interstate		Bridge Consulting	PE	\$10,800.00	\$1,200.00	\$12,000.00			
										Bridge Construction	CN	\$148,500.00	\$16,500.00		\$165,000.00		
Indiana Department of Transportation	1172261	Init.	I 65	Small Structure Pipe Lining	1.01 mi S of SR 10	LaPorte	0	Interstate		Bridge Construction	CN	\$150,300.00	\$16,700.00		\$167,000.00		
										Bridge Consulting	PE	\$13,500.00	\$1,500.00	\$15,000.00			
Indiana Department of Transportation	1172323	Init.	SR 114	Replace Superstructure	Bridge over Curtis Creek, 2.01 W I-65	LaPorte	0	STP		Bridge Consulting	PE	\$72,160.00	\$18,040.00	\$90,200.00			

*Estimated Costs left to Complete Project column is for costs that may extend beyond the four years of a STIP. This column is not fiscally constrained and is for information purposes.

Indiana Department of Transportation (INDOT)
 State Preservation and Local Initiated Projects FY 2016 - 2019

SPONSOR	DES	STIP NAME	ROUTE	WORK TYPE	LOCATION	DISTRICT	MILES	FEDERAL CATEGORY	Estimated Cost left to Complete Project*	PROGRAM	PHASE	FEDERAL	MATCH	2016	2017	2018	2019
Indiana Department of Transportation	1172323	Init.	SR 114	Replace Superstructure	Bridge over Curtis Creek, 2.01 W I-65	LaPorte	0	STP		Bridge ROW	RW	\$42,400.00	\$10,600.00		\$53,000.00		
										Bridge Construction	CN	\$828,000.00	\$207,000.00			\$1,035,000.00	
Indiana Department of Transportation	1172330	Init.	SR 14	Bridge Deck Overlay	Bridge over Zimmer Ditch, 1.44 mi E of I-65	LaPorte	0	STP		Bridge Construction	CN	\$142,400.00	\$35,600.00		\$178,000.00		
Indiana Department of Transportation	1173916	Init.	US 231	Bridge Replacement, Concrete	bridge over Iroquois River, 1.33 mi S of SR 14	LaPorte	0	STP		Bridge Construction	CN	\$1,044,000.00	\$261,000.00		\$1,305,000.00		
										Bridge ROW	RW	\$32,000.00	\$8,000.00	\$40,000.00			
Indiana Department of Transportation	1172317	Init.	US 231	Br Repl, Conc. Beam Construction	Bridge over the Iroquois River, 0.19 miles S of SR 114	LaPorte	0	STP		Bridge Construction	CN	\$1,060,000.00	\$265,000.00		\$1,325,000.00		
Indiana Department of Transportation	1296614	Init.	SR 16	Bridge Deck Overlay	Bridge over I-65	LaPorte	0	STP		Bridge Construction	CN	\$460,800.00	\$115,200.00		\$576,000.00		
Indiana Department of Transportation	1296368	Init.	US 231	Bridge Painting	Bridge over Howe Ditch, 1.71 miles N of SR 16	LaPorte	0	STP		Bridge Construction	CN	\$0.00	\$0.00	\$0.00	\$0.00	\$0.00	\$0.00
Indiana Department of Transportation	1296995	Init.	I 65	Bridge Deck Overlay	NB Bridge over Iroquois River, 3.37 miles N of SR 16	LaPorte	0	Interstate		Bridge Consulting	PE	\$119,565.00	\$13,285.00	\$132,850.00			
										Bridge Construction	CN	\$529,200.00	\$58,800.00		\$588,000.00		
Indiana Department of Transportation	1296997	Init.	I 65	Bridge Deck Overlay	Sb Bridge over Iroquois River, 3.37 miles N of SR 16	LaPorte	0	Interstate		Bridge Construction	CN	\$529,200.00	\$58,800.00		\$588,000.00		
Indiana Department of Transportation	1297000	Init.	I 65	Bridge Deck Overlay	NB Bridge over Martindale Ditch, 5.30 miles N of SR 16	LaPorte	0	Interstate		Bridge Construction	CN	\$216,900.00	\$24,100.00		\$241,000.00		
Indiana Department of Transportation	1297001	Init.	I 65	Bridge Deck Overlay	SB Bridge over Martindale Ditch, 5.30 miles N of SR 16	LaPorte	0	Interstate		Bridge Construction	CN	\$216,900.00	\$24,100.00		\$241,000.00		
Indiana Department of Transportation	1006743	Init.	I 65	Bridge Deck Overlay	I-65 NBL at Stover Main Ditch, 2.99 miles S of SR 10	LaPorte	0	Interstate		Bridge Construction	CN	\$758,700.00	\$84,300.00		\$843,000.00		
Indiana Department of Transportation	1006744	Init.	I 65	Bridge Deck Overlay	I-65 SBL at Stover Main Ditch, 2.99 miles S of SR 10	LaPorte	0	Interstate		Bridge Construction	CN	\$758,700.00	\$84,300.00		\$843,000.00		
Jasper County	1382096	Init.	IR 1004	Bridge Inspections	County Wide bridge inspections, 20' and greater in length	LaPorte	0	STP		Local Bridge Program	PE	\$2,731.20	\$0.00	\$2,731.20			
										100% Local Funds	PE	\$0.00	\$700.80	\$700.80			
Indiana Department of Transportation	1296302	Init.	US 231	HMA Overlay, Preventive Maintenance	from SR 16 to Iroquois River Bridge (0.19m S of SR 114)	LaPorte	4.739	STP		Road Construction	CN	\$1,280,000.00	\$320,000.00	\$1,600,000.00			

*Estimated Costs left to Complete Project column is for costs that may extend beyond the four years of a STIP. This column is not fiscally constrained and is for information purposes.

Indiana Department of Transportation (INDOT)
 State Preservation and Local Initiated Projects FY 2016 - 2019

SPONSOR	DES	STIP NAME	ROUTE	WORK TYPE	LOCATION	DISTRICT	MILES	FEDERAL CATEGORY	Estimated Cost left to Complete Project*	PROGRAM	PHASE	FEDERAL	MATCH	2016	2017	2018	2019
Indiana Department of Transportation	1400284	Init.	SR 10	Culvert Clean And Repair	2.10 mi East of jct I-65	LaPorte	0	STP		Bridge Construction	CN	\$152,000.00	\$38,000.00		\$190,000.00		
Indiana Department of Transportation	1383602	Init.	I 65	HMA Overlay, Preventive Maintenance	2.2 Miles N. of S jct of US 231 to 2 Mi. N. of SR 114	LaPorte	10.025	Interstate		Road Construction	CN	\$6,852,189.60	\$761,354.40	\$7,613,544.00			
										Road Consulting	PE	\$1,332,000.00	\$148,000.00	\$1,480,000.00			
Indiana Department of Transportation	1383712	Init.	SR 114	Bridge Replacement, Concrete	Bridge over Sayler Ditch, 0.41 mi. E of I-65	LaPorte	0	STP		Bridge ROW	RW	\$32,000.00	\$8,000.00		\$40,000.00		
										Bridge Consulting	PE	\$88,000.00	\$22,000.00	\$110,000.00			
										Bridge Construction	CN	\$514,400.00	\$128,600.00				\$643,000.00
Indiana Department of Transportation	1401310	Init.	I 65	Surface Treatment, Ultrathin Bonded Wearing Course	From 2.92mi S of SR 14 to CR 400N / Fair Oaks	LaPorte	7.268	Interstate		Road Construction	CN	\$2,129,400.00	\$236,600.00	\$2,366,000.00			
Indiana Department of Transportation	1401585	Init.	SR 14	Bridge Maintenance And Repair	0.65 mi W of US 231 over the Iroquois River	LaPorte	0	STP		Bridge Construction	CN	\$12,000.00	\$3,000.00		\$15,000.00		
Indiana Department of Transportation	1006775	Init.	US 231	HMA Overlay, Preventive Maintenance	from SR 10 E jct to SR 10 W jct	LaPorte	2.515	STP		Road Construction	CN	\$560,000.00	\$140,000.00			\$700,000.00	
Indiana Department of Transportation	1296456	Init.	SR 16	Small Structure Pipe Lining	7.50 miles E of US 231	LaPorte	0	STP		Bridge Construction	CN	\$35,200.00	\$8,800.00		\$44,000.00		
										Bridge Consulting	PE	\$10,400.00	\$2,600.00	\$13,000.00			
										Bridge ROW	RW	\$21,600.00	\$5,400.00	\$27,000.00			

Jasper County Total
 Federal: \$21,915,045.80 Match :\$3,466,980.20 2016: \$13,923,026.00 2017: \$9,081,000.00 2018: \$1,735,000.00 2019: \$643,000.00

*Estimated Costs left to Complete Project column is for costs that may extend beyond the four years of a STIP. This column is not fiscally constrained and is for information purposes.

Indiana Department of Transportation (INDOT)
 State Preservation and Local Initiated Projects FY 2016 - 2019

SPONSOR	DES	STIP NAME	ROUTE	WORK TYPE	LOCATION	DISTRICT	MILES	FEDERAL CATEGORY	Estimated Cost left to Complete Project*	PROGRAM	PHASE	FEDERAL	MATCH	2016	2017	2018	2019
Jay County																	
Indiana Department of Transportation	1298150	Init.	SR 26	Replace Superstructure	SR 26; at 0.26 mile E of SR 1, over Brooks Creek	Greenfield	0	STP		Bridge Construction	CN	\$538,546.40	\$134,636.60	\$673,183.00			
Indiana Department of Transportation	9706640	Init.	SR 26	HMA Overlay, Functional	From SR 1 to SR 67	Greenfield	7.622	STP		Road Construction	CN	\$7,842,982.40	\$1,960,745.60	\$9,803,728.00			
Portland	1173173	Init.	VA VARI	Bike/Pedestrian Facilities	North Side Pedestrian/Bicycle Greenway, Phase 1	Greenfield	0	STP		Local Trans Enhancement Program	RW	\$25,600.00	\$0.00	\$25,600.00			
										100% Local Funds	RW	\$0.00	\$6,400.00	\$6,400.00			
										Local Trans Enhancement Program	CN	\$208,283.00	\$0.00		\$208,283.00		
										100% Local Funds	CN	\$0.00	\$142,986.83		\$142,986.83		
Indiana Department of Transportation	1006196	Init.	US 27	Intersect. Improv. W/ Added Turn Lanes	At SR26/SR67	Greenfield	0	NHPP		Mobility ROW	RW	\$1,600.00	\$400.00	\$2,000.00			
										Mobility Construction	CN	\$208,087.20	\$52,021.80		\$260,109.00		
Jay County	1382082	Init.	VA VARI	Bridge Inspections	Inspection and Reinspection of all bridges 20 feet and longer	Greenfield	0	Multiple		Local Bridge Program	PE	\$0.00	\$0.00	\$0.00	\$0.00	\$0.00	\$0.00
										100% Local Funds	PE	\$0.00	\$0.00	\$0.00	\$0.00	\$0.00	\$0.00
Indiana Department of Transportation	1383052	Init.	SR 26	Bridge Painting	.78 miles East of US-27 @ Salamonie River	Greenfield	0	STP		Bridge Construction	CN	\$92,780.00	\$23,195.00		\$115,975.00		
Jay County	1383447	Init.	IR 1001	Signing	Sign inventory for the entire County	Greenfield	0	STP		100% Local Funds	PE	\$0.00	\$29,400.00		\$29,400.00		
										Local Safety Program	PE	\$117,600.00	\$0.00		\$117,600.00		
Portland	1383435	Init.	IR 1021	Safety Revisions	City of Portland	Greenfield	.55	STP		100% Local Funds	CN	\$0.00	\$53,620.00		\$53,620.00		
										Local Transportation Alternatives	CN	\$214,520.00	\$0.00		\$214,520.00		
Dunkirk	1383434	Init.	ST 1001	Signing	Sign Inventory, sign, and post replacement along various streets	Greenfield	52	STP		Local Safety Program	CN	\$55,849.50	\$0.00		\$55,849.50		
										100% Local Funds	CN	\$0.00	\$6,205.50		\$6,205.50		
Indiana Department of Transportation	1383551	Init.	SR 67	Small Structure Pipe Lining	UNT of Goss Switzer Ditch, 4.34 Miles East of US 27	Fort Wayne	0	STP		Bridge ROW	RW	\$4,000.00	\$1,000.00			\$5,000.00	

*Estimated Costs left to Complete Project column is for costs that may extend beyond the four years of a STIP. This column is not fiscally constrained and is for information purposes.

Indiana Department of Transportation (INDOT)
 State Preservation and Local Initiated Projects FY 2016 - 2019

SPONSOR	DES	STIP NAME	ROUTE	WORK TYPE	LOCATION	DISTRICT	MILES	FEDERAL CATEGORY	Estimated Cost left to Complete Project*	PROGRAM	PHASE	FEDERAL	MATCH	2016	2017	2018	2019
Indiana Department of Transportation	1383551	Init.	SR 67	Small Structure Pipe Lining	UNT of Goss Switzer Ditch, 4.34 Miles East of US 27	Fort Wayne	0	STP		Bridge Construction	CN	\$36,880.00	\$9,220.00				\$46,100.00
Indiana Department of Transportation	1400051	Init.	SR 1	HMA Overlay, Functional	2.49 mi N of N jct SR 26 to 3.55 mi N of N jct SR 26	Greenfield	1.088	STP		Road ROW	RW	\$24,000.00	\$6,000.00				\$30,000.00
										Road Consulting	PE	\$104,000.00	\$26,000.00				\$130,000.00
										Road Construction	CN	\$733,501.60	\$183,375.40				\$916,877.00
Indiana Department of Transportation	1401541	Init.	SR 18	Bridge Deck Patching	Bridge Over Bear Creek, 1.84 Miles West of US 27.	Fort Wayne	0	STP		Bridge Construction	CN	\$38,224.00	\$9,556.00		\$47,780.00		
Indiana Department of Transportation	1401552	Init.	SR 18	Bridge Maintenance And Repair	Small Structure - Branch of Stoney Creek, 9.40 Miles East of SR 3.	Fort Wayne	0	STP		Bridge Construction	CN	\$27,568.00	\$6,892.00		\$34,460.00		
Indiana Department of Transportation	1401497	Init.	SR 18	Bridge Maintenance And Repair	Bridge Over Bear Creek, 1.84 Miles West of US 27.	Fort Wayne	0	STP		Bridge Construction	CN	\$21,240.00	\$5,310.00		\$26,550.00		
Indiana Department of Transportation	1401762	Init.	SR 18	Repair Or Replace Joints	Bridge Over Wolf Creek, 2.97 Miles West of US 27.	Fort Wayne	0	STP		Bridge Construction	CN	\$20,272.00	\$5,068.00	\$25,340.00			

Jay County Total

Federal: \$10,315,534.10 Match :\$2,662,032.73 2016: \$10,536,251.00 2017: \$1,313,338.83 2018: \$5,000.00 2019: \$1,122,977.00

*Estimated Costs left to Complete Project column is for costs that may extend beyond the four years of a STIP. This column is not fiscally constrained and is for information purposes.

Indiana Department of Transportation (INDOT)
 State Preservation and Local Initiated Projects FY 2016 - 2019

SPONSOR	DES	STIP NAME	ROUTE	WORK TYPE	LOCATION	DISTRICT	MILES	FEDERAL CATEGORY	Estimated Cost left to Complete Project*	PROGRAM	PHASE	FEDERAL	MATCH	2016	2017	2018	2019
Jefferson County																	
Indiana Department of Transportation	0900259	Init.	SR 7	HMA Overlay, Preventive Maintenance	SR-56 to Industrial Drive.	Seymour	3.395	STP		Road Construction	CN	\$698,400.00	\$174,600.00			\$873,000.00	
Indiana Department of Transportation	1006242	Init.	SR 7	New Br, Precast 3 Sided Culvert	SR 7 North of SR 250	Seymour	0	STP		Bridge Construction	CN	\$375,428.80	\$93,857.20			\$469,286.00	
										Bridge ROW	RW	\$44,000.00	\$11,000.00	\$55,000.00			
Indiana Department of Transportation	1296537	Init.	SR 7	Small Structure Replacement	North of SR-250 on SR-7, .2 mile S of Main Street	Seymour	0	STP		Bridge ROW	RW	\$8,000.00	\$2,000.00	\$10,000.00			
										Bridge Construction	CN	\$332,000.00	\$83,000.00	\$25,000.00	\$390,000.00		
Indiana Department of Transportation	1006417	Init.	US 421	Small Structure Pipe Lining	US 421 2.69 Miles North of SR 250	Seymour	0	STP		Bridge ROW	RW	\$29,600.00	\$7,400.00	\$37,000.00			
										Bridge Construction	CN	\$320,800.00	\$80,200.00		\$401,000.00		
Indiana Department of Transportation	1006424	Init.	SR 62	Br Repl, Precast Box Culvert	3.0 miles East of US 421	Seymour	0	STP		Bridge ROW	RW	\$48,000.00	\$12,000.00		\$60,000.00		
										Bridge Construction	CN	\$339,200.00	\$84,800.00			\$424,000.00	
Indiana Department of Transportation	1173314	Init.	SR 7	Slide Correction	SR-7 at Hanging Rock Hill in Madison	Seymour	.198	NHPP		Road ROW	RW	\$48,000.00	\$12,000.00	\$60,000.00			
										Road Construction	CN	\$483,296.00	\$120,824.00			\$604,120.00	
Indiana Department of Transportation	1296172	Init.	SR 56	HMA Overlay, Preventive Maintenance	US 421 West Junction to .18 mile east of Madison Corp line.	Seymour	1.046	NHPP		Road Construction	CN	\$400,000.00	\$100,000.00	\$500,000.00			
Jefferson County	1382127	Init.	IR 1001	Bridge Inspections	Inspection and re-inspection of county bridges 20' and greater in length	Seymour	0	STP		Local Bridge Program	CN	\$0.00	\$0.00	\$0.00			
										Local Bridge Program	PE	\$0.00	\$0.00	\$0.00	\$0.00	\$0.00	\$0.00
										100% Local Funds	PE	\$0.00	\$11,971.00	\$11,971.00			
Indiana Department of Transportation	1298206	Init.	SR 62	Small Structure Pipe Lining	0.34 miles E of the US 421 and SR 62 Junction	Seymour	0	STP		Bridge Construction	CN	\$66,904.80	\$16,726.20			\$83,631.00	
										Bridge Consulting	PE	\$12,000.00	\$3,000.00	\$15,000.00			
Indiana Department of Transportation	1298583	Init.	SR 250	Slide Correction	10.68 miles W of Switzerland County Line	Seymour	.1	STP		Road ROW	RW	\$56,000.00	\$14,000.00		\$70,000.00		

*Estimated Costs left to Complete Project column is for costs that may extend beyond the four years of a STIP. This column is not fiscally constrained and is for information purposes.

Indiana Department of Transportation (INDOT)
 State Preservation and Local Initiated Projects FY 2016 - 2019

SPONSOR	DES	STIP NAME	ROUTE	WORK TYPE	LOCATION	DISTRICT	MILES	FEDERAL CATEGORY	Estimated Cost left to Complete Project*	PROGRAM	PHASE	FEDERAL	MATCH	2016	2017	2018	2019
Indiana Department of Transportation	1298583	Init.	SR 250	Slide Correction	10.68 miles W of Switzerland County Line	Seymour	.1	STP		Road Construction	CN	\$654,076.80	\$163,519.20		\$10,000.00	\$807,596.00	
Madison	1383674	Init.	ST 1001	Signing	Sign Replacement Project for City of Madison	Seymour	0	STP		100% Local Funds	CN	\$0.00	\$31,138.50	\$31,138.50			
										Local Safety Program	CN	\$280,246.50	\$0.00	\$280,246.50			
Indiana Department of Transportation	1297989	Init.	US 421	Single Location Bridge Inspection	Fracture Critical Inspection - Madison Milton Bridge 2012-2017 - Payment to KY	Seymour	0	STP		Bridge Construction	CN	\$0.00	\$0.00	\$0.00			
										Bridge Consulting	PE	\$60,000.00	\$15,000.00		\$75,000.00		
Indiana Department of Transportation	1400918	Init.	US 421	New Road Construction	From the approach of the Madison Milton Bridge to SR-56	Seymour	1.116	NHPP		Group IV Program	CN	\$7,680,000.00	\$1,920,000.00			\$3,200,000.00	\$6,400,000.00
										SMFR	PE	\$320,000.00	\$80,000.00	\$400,000.00			
										Group IV Program	PE	\$1,280,000.00	\$320,000.00	\$300,000.00	\$1,300,000.00		
										SMFR	CN	\$1,920,000.00	\$480,000.00			\$800,000.00	\$1,600,000.00
Indiana Department of Transportation	1401204	Init.	VA VARI	HMA Overlay, Preventive Maintenance	Clifty Falls State Park South Entrance	Seymour	0	STP		DNR/INST Construction	CN	\$184,800.00	\$46,200.00	\$231,000.00			

Jefferson County Total

Federal: \$15,640,752.90 Match :\$3,883,236.10 2016: \$1,956,356.00 2017: \$3,648,286.00 2018: \$5,919,347.00 2019: \$8,000,000.00

*Estimated Costs left to Complete Project column is for costs that may extend beyond the four years of a STIP. This column is not fiscally constrained and is for information purposes.

Indiana Department of Transportation (INDOT)
 State Preservation and Local Initiated Projects FY 2016 - 2019

SPONSOR	DES	STIP NAME	ROUTE	WORK TYPE	LOCATION	DISTRICT	MILES	FEDERAL CATEGORY	Estimated Cost left to Complete Project*	PROGRAM	PHASE	FEDERAL	MATCH	2016	2017	2018	2019
Jennings County																	
Indiana Department of Transportation	0200011	Init.	SR 250	Br Repl, Precast 3 Sided Culvert	Bridge over Crooked Creek, 5.28 miles W of SR 3	Seymour	0	STP		Bridge Consulting	PE	\$44,000.00	\$11,000.00	\$55,000.00			
										Bridge Construction	CN	\$719,420.00	\$179,855.00		\$899,275.00		
										Bridge ROW	RW	\$20,000.00	\$5,000.00	\$25,000.00			
Indiana Department of Transportation	1006393	Init.	SR 3	Small Structure Replacement	SR 3 north of SR 250 at RP 38+45.	Seymour	0	STP		Bridge ROW	RW	\$24,000.00	\$6,000.00		\$30,000.00		
										Bridge Construction	CN	\$379,600.00	\$94,900.00		\$10,000.00	\$464,500.00	
Indiana Department of Transportation	1006415	Init.	SR 3	Small Structure Replacement	SR 3 North of SR 7 at RP 46+03	Seymour	0	STP		Bridge Construction	CN	\$352,800.00	\$88,200.00	\$10,000.00		\$431,000.00	
										Bridge ROW	RW	\$24,000.00	\$6,000.00		\$30,000.00		
Indiana Department of Transportation	1006396	Init.	SR 7	Small Structure Replacement	SR 7 0.29 miles north of the North Junction at SR 3	Seymour	0	STP		Bridge Construction	CN	\$297,650.40	\$74,412.60		\$372,063.00		
										Bridge ROW	RW	\$60,000.00	\$15,000.00	\$25,000.00	\$50,000.00		
Indiana Department of Transportation	1400896	Init.	US 50	Environmental Mitigation	W pf CR 20W. Between CR 250N and 350N, adjacent to proposed bypass	Seymour	4.365	NHPP		Major New - Consulting	PE	\$8,000.00	\$2,000.00	\$10,000.00			
										Major New - Construction	CN	\$0.00	\$0.00	\$0.00	\$0.00	\$0.00	\$0.00
North Vernon	1173751	Init.	ST 1001	Road Rehabilitation (3R/4R Standards)	Madison Avenue from O& M Avenue to U.S. 50	Seymour	0	STP		Local Trans Enhancement Program	CN	\$209,179.00	\$0.00	\$209,179.00			
										100% Local Funds	CN	\$0.00	\$52,294.68	\$52,294.68			
Indiana Department of Transportation	1296563	Init.	SR 7	Small Structure Replacement	Small structure North of SR -250 on SR-7, 3.51 miles N of Jefferson Co. Line	Seymour	0	STP		Bridge Construction	CN	\$312,000.00	\$78,000.00		\$390,000.00		
										Bridge ROW	RW	\$8,000.00	\$2,000.00	\$10,000.00			
North Vernon	1173332	Init.	ST 1006	Enhancement	From U.S. 50 to Back entrance to Muscatatuck Park, East side of Gum Street	Seymour	0	STP		Local Trans Enhancement Program	RW	\$42,856.00	\$0.00	\$42,856.00			
										100% Local Funds	RW	\$0.00	\$10,714.00	\$10,714.00			
										100% Local Funds	CN	\$0.00	\$385,266.00	\$385,266.00			

*Estimated Costs left to Complete Project column is for costs that may extend beyond the four years of a STIP. This column is not fiscally constrained and is for information purposes.

Indiana Department of Transportation (INDOT)
 State Preservation and Local Initiated Projects FY 2016 - 2019

SPONSOR	DES	STIP NAME	ROUTE	WORK TYPE	LOCATION	DISTRICT	MILES	FEDERAL CATEGORY	Estimated Cost left to Complete Project*	PROGRAM	PHASE	FEDERAL	MATCH	2016	2017	2018	2019
North Vernon	1173332	Init.	ST 1006	Enhancement	From U.S. 50 to Back entrance to Muscatatuck Park, East side of Gum Street	Seymour	0	STP		Local Trans Enhancement Program	CN	\$792,584.00	\$0.00	\$792,584.00			
Indiana Department of Transportation	1298373	Init.	SR 7	Small Structure Replacement	Approximately 11.67 miles North of SR 250	Seymour	0	STP		Road ROW	RW	\$16,000.00	\$4,000.00		\$20,000.00		
										Road Construction	CN	\$271,362.40	\$67,840.60			\$339,203.00	
Jennings County	1382119	Init.	IR 1001	Bridge Inspections	Inspection and re-inspection of county bridges 20' and greater in length	Seymour	0	STP		Local Bridge Program	PE	\$62,858.32	\$0.00		\$62,858.32		
										100% Local Funds	PE	\$0.00	\$15,714.58		\$15,714.58		
										Local Bridge Program	CN	\$0.00	\$0.00		\$0.00		
Jennings County	1382875	Init.	IR 1005	Br Repl, Comp.Cont.Precast Conc. Beam	Bridge 52 over Otter Creek on Co RD 560 E	Seymour	0	STP		Local Bridge Program	RW	\$24,000.00	\$0.00	\$24,000.00			
										100% Local Funds	RW	\$0.00	\$6,000.00	\$6,000.00			
										100% Local Funds	CN	\$0.00	\$491,400.00		\$491,400.00		
										Local Bridge Program	CN	\$1,965,600.00	\$0.00		\$1,965,600.00		
Indiana Department of Transportation	1400890	Init.	US 50	Environmental Mitigation	SE corner of CR 700S and CR700E intersection	Seymour	4.365	NHPP		Major New - Consulting	PE	\$4,800.00	\$1,200.00	\$6,000.00			
										Major New - Construction	CN	\$40,000.00	\$10,000.00	\$50,000.00			
Indiana Department of Transportation	1400891	Init.	US 50	Environmental Mitigation	off W side of SR 7 between northern and southern CR 500N intersections	Seymour	4.365	NHPP		Major New - Consulting	PE	\$4,800.00	\$1,200.00	\$6,000.00			
										Major New - Construction	CN	\$120,000.00	\$30,000.00	\$150,000.00			
Indiana Department of Transportation	1400895	Init.	US 50	Environmental Mitigation	NW Corner of CR 200E and CR 775S	Seymour	4.365	NHPP		Major New - Consulting	PE	\$8,000.00	\$2,000.00	\$10,000.00			
										Major New - Construction	CN	\$204,000.00	\$51,000.00	\$255,000.00			
Indiana Department of Transportation	1400892	Init.	US 50	Environmental Mitigation	W side of CR 250E, 0.29 miles N of CR 550N	Seymour	4.365	NHPP		Major New - Consulting	PE	\$4,800.00	\$1,200.00	\$6,000.00			
										Major New - ROW	RW	\$19,200.00	\$4,800.00	\$24,000.00			

*Estimated Costs left to Complete Project column is for costs that may extend beyond the four years of a STIP. This column is not fiscally constrained and is for information purposes.

Indiana Department of Transportation (INDOT)
 State Preservation and Local Initiated Projects FY 2016 - 2019

SPONSOR	DES	STIP NAME	ROUTE	WORK TYPE	LOCATION	DISTRICT	MILES	FEDERAL CATEGORY	Estimated Cost left to Complete Project*	PROGRAM	PHASE	FEDERAL	MATCH	2016	2017	2018	2019
Indiana Department of Transportation	1400892	Init.	US 50	Environmental Mitigation	W side of CR 250E, 0.29 miles N of CR 550N	Seymour	4.365	NHPP		Major New - Construction	CN	\$84,000.00	\$21,000.00	\$105,000.00			
Indiana Department of Transportation	1400893	Init.	US 50	Environmental Mitigation	S side of Base Road, just W of Base Rd/CR800W intersection	Seymour	4.365	NHPP		Major New - ROW	RW	\$128,000.00	\$32,000.00	\$160,000.00			
										Major New - Consulting	PE	\$800.00	\$200.00	\$1,000.00			
										Major New - Construction	CN	\$4,000.00	\$1,000.00	\$5,000.00			
Indiana Department of Transportation	1400897	Init.	US 50	Environmental Mitigation	N of Little Yord Rd on Scott/Washington CL Eside of dead end	Seymour	4.365	NHPP		Major New - Consulting	PE	\$8,000.00	\$2,000.00	\$10,000.00			
										Major New - ROW	RW	\$114,400.00	\$28,600.00	\$143,000.00			
										Major New - Construction	CN	\$244,000.00	\$61,000.00	\$305,000.00			
Indiana Department of Transportation	1400137	Init.	US 50	Small Structure Replacement	6.79 miles east of US 31	Seymour	0	NHPP		Bridge Consulting	PE	\$0.00	\$0.00	\$0.00			
										Bridge ROW	RW	\$20,000.00	\$5,000.00		\$25,000.00		
										Bridge Construction	CN	\$407,440.00	\$101,860.00			\$5,000.00	\$504,300.00
Indiana Department of Transportation	1400134	Init.	SR 7	Small Structure Replacement	3.16 miles north of Jennings/Jefferson County line	Seymour	0	STP		Bridge Consulting	PE	\$2,496.00	\$624.00	\$3,120.00			
										Bridge ROW	RW	\$17,600.00	\$4,400.00			\$22,000.00	
										Bridge Construction	CN	\$307,200.00	\$76,800.00			\$22,000.00	\$362,000.00
Indiana Department of Transportation	1400135	Init.	SR 7	Small Structure Replacement	Approximately 5.71 miles north of the Jennings/Jefferson County line	Seymour	0	STP		Bridge Construction	CN	\$336,160.00	\$84,040.00			\$22,000.00	\$398,200.00
										Bridge ROW	RW	\$20,000.00	\$5,000.00			\$25,000.00	
Indiana Department of Transportation	1401179	Init.	US 50	Small Structure Replacement	7.09 miles east of SR 7	Seymour	0	NHPP		Bridge ROW	RW	\$8,000.00	\$2,000.00			\$10,000.00	
										Bridge Construction	CN	\$225,676.80	\$56,419.20				\$282,096.00
										Bridge Consulting	PE	\$80,000.00	\$20,000.00	\$100,000.00			

*Estimated Costs left to Complete Project column is for costs that may extend beyond the four years of a STIP. This column is not fiscally constrained and is for information purposes.

SPONSOR	DES	STIP NAME	ROUTE	WORK TYPE	LOCATION	DISTRICT	MILES	FEDERAL CATEGORY	Estimated Cost left to Complete Project*	PROGRAM	PHASE	FEDERAL	MATCH	2016	2017	2018	2019
---------	-----	-----------	-------	-----------	----------	----------	-------	------------------	--	---------	-------	---------	-------	------	------	------	------

Jennings County Total

Federal: \$8,047,282.92

Match :\$2,198,940.66

2016: \$2,997,013.68

2017: \$4,361,910.90

2018: \$1,340,703.00

2019: \$1,546,596.00

*Estimated Costs left to Complete Project column is for costs that may extend beyond the four years of a STIP. This column is not fiscally constrained and is for information purposes.

Indiana Department of Transportation (INDOT)
 State Preservation and Local Initiated Projects FY 2016 - 2019

SPONSOR	DES	STIP NAME	ROUTE	WORK TYPE	LOCATION	DISTRICT	MILES	FEDERAL CATEGORY	Estimated Cost left to Complete Project*	PROGRAM	PHASE	FEDERAL	MATCH	2016	2017	2018	2019
Johnson County																	
Indiana Department of Transportation	1382592	Init.	SR 44	Relinquishments/Road Transfer	From SR 144 to the west ramps of I-65	Seymour	3.794	NHPP		Statewide Construction	CN	\$0.00	\$0.00		\$0.00	\$0.00	
										SMFR	CN	\$0.00	\$0.00		\$0.00		
Johnson County	1005699	Init.	IR 1017	Bridge Replacement, Concrete	Replacement of Bridge 96 on Franklin Road, 0.1 mile N of CR 1000 N	Seymour	.16	STP		Local Bridge Program	CN	\$621,000.00	\$0.00	\$621,000.00			
										100% Local Funds	CN	\$0.00	\$155,250.00	\$155,250.00			
Johnson County	1005947	Init.	IR 1001	New Road Construction	Between CR325E & CR440 E in Clark Twp, new 2 lane roadway construction	Seymour	1.1	STP		100% Local Funds	CN	\$0.00	\$549,355.00		\$549,355.00		
										Group IV Program	CN	\$2,332,000.00	\$0.00		\$2,332,000.00		
										100% Local Funds	RW	\$0.00	\$115,309.00	\$115,309.00			
										Group IV Program	RW	\$320,960.00	\$0.00	\$320,960.00			
										100% Local Funds	PE	\$0.00	\$0.00	\$0.00	\$0.00	\$0.00	\$0.00
										Group IV Program	PE	\$0.00	\$0.00	\$0.00	\$0.00	\$0.00	\$0.00
Indiana Department of Transportation	1006395	Init.	SR 135	Small Structure Replacement	SR 135 0.80 miles north of SR 144.	Seymour	0	STP		Bridge Construction	CN	\$338,400.00	\$84,600.00			\$423,000.00	
										Bridge ROW	RW	\$28,000.00	\$7,000.00		\$35,000.00		
Indiana Department of Transportation	1296975	Init.	I 65	Bridge Deck Overlay	Greensburg Road over I-65 2.1 miles south of SR-44	Seymour	0	Interstate		Bridge Consulting	PE	\$47,835.00	\$5,315.00	\$53,150.00			
										Bridge Construction	CN	\$896,400.00	\$99,600.00			\$996,000.00	
										Bridge ROW	RW	\$27,000.00	\$3,000.00		\$30,000.00		
Indiana Department of Transportation	1296276	Init.	US 31	HMA Overlay, Preventive Maintenance	From Westview Drive to Stop 18.	Seymour	6.035	STP		Road Construction	CN	\$3,300,720.00	\$825,180.00	\$4,125,900.00			
Johnson County	1382120	Init.	IR 1001	Bridge Inspections	Inspection and re-inspection of county bridges 20' and greater in length	Seymour	0	STP		Local Bridge Program	PE	\$0.00	\$0.00	\$0.00	\$0.00	\$0.00	\$0.00
										Local Bridge Program	CN	\$0.00	\$0.00	\$0.00	\$0.00	\$0.00	\$0.00

*Estimated Costs left to Complete Project column is for costs that may extend beyond the four years of a STIP. This column is not fiscally constrained and is for information purposes.

Indiana Department of Transportation (INDOT)
 State Preservation and Local Initiated Projects FY 2016 - 2019

SPONSOR	DES	STIP NAME	ROUTE	WORK TYPE	LOCATION	DISTRICT	MILES	FEDERAL CATEGORY	Estimated Cost left to Complete Project*	PROGRAM	PHASE	FEDERAL	MATCH	2016	2017	2018	2019
Johnson County	1382120	Init.	IR 1001	Bridge Inspections	Inspection and re-inspection of county bridges 20' and greater in length	Seymour	0	STP		100% Local Funds	PE	\$0.00	\$0.00	\$0.00	\$0.00	\$0.00	\$0.00
Indiana Department of Transportation	1400422	Init.	US 31	Bridge Thin Deck Overlay	0.29 mile S of SR 252 over Big Blue River NBL	Seymour	0	NHPP		Bridge Construction	CN	\$120,000.00	\$30,000.00	\$150,000.00			
Indiana Department of Transportation	1400431	Init.	US 31	Bridge Thin Deck Overlay	0.29 mile S of SR 252 over Big Blue River SBL	Seymour	0	NHPP		Bridge Construction	CN	\$92,000.00	\$23,000.00	\$115,000.00			
Indiana Department of Transportation	1400432	Init.	SR 44	Bridge Thin Deck Overlay	0.11 mile W of SR 135 over South Prong Stotts Creek	Seymour	0	STP		Bridge Construction	CN	\$52,000.00	\$13,000.00	\$65,000.00			
Indiana Department of Transportation	1400451	Init.	SR 252	Bridge Thin Deck Overlay	0.52 mile E of US 31 over Big Blue River	Seymour	0	STP		Bridge Construction	CN	\$108,000.00	\$27,000.00	\$135,000.00			
Franklin	1400297	Init.	ST 1024	Road Rehabilitation (3R/4R Standards)	SR44 from Crowell Street to Eastview Drive	Seymour	0	STP		Statewide Consulting	CN	\$246,005.00	\$0.00		\$246,005.00		
										Statewide Construction	CN	\$3,543,747.53	\$0.00		\$3,543,747.53		
										Road Consulting	CN	\$0.00	\$0.00	\$0.00	\$0.00	\$0.00	\$0.00
										SMFR	CN	\$1,242,594.88	\$0.00		\$1,242,594.88		
										Local Transportation Alternatives	CN	\$1,180,627.00	\$0.00		\$1,180,627.00		
										100% Local Funds	CN	\$0.00	\$0.00	\$0.00	\$0.00	\$0.00	\$0.00
Franklin	1400300	Init.	ST 1001	Intersect. Improv. W/ Added Turn Lanes	Intersection of Graham Road and Commerce Drive	Seymour	0	STP		Statewide Construction	CN	\$0.00	\$0.00	\$0.00	\$0.00	\$0.00	\$0.00
										SMFR	CN	\$0.00	\$0.00	\$0.00	\$0.00	\$0.00	\$0.00
										100% Local Funds	CN	\$0.00	\$1,045,000.00	\$209,000.00		\$836,000.00	
Franklin	1400301	Init.	ST 1001	Intersect. Improv. W/ Added Turn Lanes	Intersection of Eastview and Upper Shelbyville Road	Seymour	0	STP		Statewide Consulting	CN	\$200,000.00	\$0.00		\$200,000.00		
										Statewide Construction	CN	\$800,000.00	\$0.00		\$800,000.00		
										SMFR	CN	\$0.00	\$0.00	\$0.00	\$0.00	\$0.00	\$0.00
										100% Local Funds	CN	\$0.00	\$130,000.00		\$130,000.00		

*Estimated Costs left to Complete Project column is for costs that may extend beyond the four years of a STIP. This column is not fiscally constrained and is for information purposes.

Indiana Department of Transportation (INDOT)
 State Preservation and Local Initiated Projects FY 2016 - 2019

SPONSOR	DES	STIP NAME	ROUTE	WORK TYPE	LOCATION	DISTRICT	MILES	FEDERAL CATEGORY	Estimated Cost left to Complete Project*	PROGRAM	PHASE	FEDERAL	MATCH	2016	2017	2018	2019
Franklin	1400298	Init.	ST 1024	Road Rehabilitation (3R/4R Standards)	SR44 From Eastview Drive to Bartram Parkway and King St between Eastview&I65	Seymour	0	STP		100% Local Funds	CN	\$0.00	\$697,950.84			\$697,950.84	
										Statewide Consulting	CN	\$258,960.00	\$0.00			\$258,960.00	
										Statewide Construction	CN	\$2,070,000.00	\$0.00			\$2,070,000.00	
										Local Transportation Alternatives	CN	\$1,856,000.00	\$0.00			\$1,856,000.00	
										100% Local Funds	RW	\$0.00	\$100,000.00	\$100,000.00			
										SMFR	CN	\$348,289.16	\$0.00			\$348,289.16	
Franklin	1400299	Init.	ST 1001	Intersect. Improv. W/ Added Turn Lanes	Intersection of Arvin Drive and Commerce Parkway	Seymour	0	STP		Statewide Construction	CN	\$316,823.64	\$0.00			\$316,823.64	
										SMFR - State	CN	\$0.00	\$0.00	\$0.00	\$0.00	\$0.00	\$0.00
										SMFR	CN	\$0.00	\$0.00	\$0.00	\$0.00	\$0.00	\$0.00
										100% Local Funds	CN	\$0.00	\$728,176.36			\$728,176.36	
Indiana Department of Transportation	1401355	Init.	SR 37	Surface Treatment, Ultrathin Bonded Wearing Course	From SR 144 to the Marion County line	Seymour	5.485	NHPP		Road Construction	CN	\$1,065,720.00	\$266,430.00	\$1,332,150.00			
Indiana Department of Transportation	1401462	Init.	I 65	Bridge Thin Deck Overlay	0.92 miles north of SR 44, CR 100 N over I-65	Seymour	0	Interstate		Bridge Construction	CN	\$67,171.50	\$7,463.50		\$74,635.00		
Indiana Department of Transportation	1401463	Init.	I 65	Bridge Thin Deck Overlay	3.13 miles south of SR 44, CR 250 South over I-65	Seymour	0	Interstate		Bridge Construction	CN	\$82,689.30	\$9,187.70		\$91,877.00		
Indiana Department of Transportation	1401464	Init.	I 65	Bridge Thin Deck Overlay	2.67 miles north of SR 44, CR 300 N over I-65	Seymour	0	Interstate		Bridge Construction	CN	\$68,663.70	\$7,629.30		\$76,293.00		

Johnson County Total
 Federal: \$21,631,606.71 Match :\$4,929,446.70 2016: \$7,497,719.00 2017: \$10,532,134.41 2018: \$8,531,200.00 2019: \$0.00

*Estimated Costs left to Complete Project column is for costs that may extend beyond the four years of a STIP. This column is not fiscally constrained and is for information purposes.

Indiana Department of Transportation (INDOT)
 State Preservation and Local Initiated Projects FY 2016 - 2019

SPONSOR	DES	STIP NAME	ROUTE	WORK TYPE	LOCATION	DISTRICT	MILES	FEDERAL CATEGORY	Estimated Cost left to Complete Project*	PROGRAM	PHASE	FEDERAL	MATCH	2016	2017	2018	2019
Knox County																	
Vincennes	0300045	Init.	ST 1003	Bike/Pedestrian Facilities	Vincennes Riverwalk Project	Vincennes	0	STP		Local Transportation Alternatives	CN	\$844,461.56	\$0.00	\$844,461.56			
										100% Local Funds	CN	\$0.00	\$398,858.52	\$398,858.52			
Indiana Department of Transportation	0710894	Init.	US 41	Bridge Removal	Over an Abandoned RR, 0.56 mile S of SR 67, NBL	Vincennes	0	NHPP		Bridge ROW	RW	\$24,000.00	\$6,000.00	\$30,000.00			
										Bridge Construction	CN	\$496,800.00	\$124,200.00		\$621,000.00		
Indiana Department of Transportation	0710895	Init.	US 41	Bridge Removal	Over an Abandoned RR, 0.56 mile S of SR 67, SBL	Vincennes	0	NHPP		Bridge Construction	CN	\$472,000.00	\$118,000.00		\$590,000.00		
Indiana Department of Transportation	0800579	Init.	SR 550	Bridge Replacement, Concrete	1.57 miles W of SR 67, over Smalls Creek	Vincennes	2.793	STP		Bridge ROW	RW	\$10,640.00	\$2,660.00	\$13,300.00			
										Bridge Construction	CN	\$524,800.00	\$131,200.00	\$656,000.00			
										Bridge Construction	PE	\$20,000.00	\$5,000.00	\$25,000.00			
Indiana Department of Transportation	1006491	Init.	SR 441	Bridge Deck Overlay	Over Wabash River, 2.34 miles North of US41	Vincennes	.199	STP		Bridge Consulting	PE	\$208,000.00	\$52,000.00	\$260,000.00			
										Bridge Construction	CN	\$1,208,800.00	\$302,200.00	\$1,511,000.00			
Indiana Department of Transportation	1296591	Init.	SR 550	Small Structure Replacement	0.48 mile E of Jct of SR67 (Str.# 550-42-4.82)	Vincennes	0	STP		Bridge ROW	RW	\$0.00	\$0.00	\$0.00			
										Bridge Construction	CN	\$0.00	\$0.00		\$0.00		
										Bridge Consulting	PE	\$0.00	\$0.00	\$0.00			
Vincennes	1297754	Init.	ST 1019	Railroad Crossing	Upgrade RR Crossing at Intersection of Niblack and 2nd St - Earmark	Vincennes	0	Multiple		100% Local Funds	PE	\$0.00	\$5,410.00	\$5,410.00			
										Demonstration Fund Program	PE	\$21,640.00	\$0.00	\$21,640.00			
										100% Local Funds	RW	\$0.00	\$43,920.19	\$43,920.19			
										100% Local Funds	CN	\$0.00	\$282,710.00	\$48,000.00	\$234,710.00		
										Demonstration Fund Program	RW	\$149,712.74	\$0.00	\$149,712.74			

*Estimated Costs left to Complete Project column is for costs that may extend beyond the four years of a STIP. This column is not fiscally constrained and is for information purposes.

Indiana Department of Transportation (INDOT)
 State Preservation and Local Initiated Projects FY 2016 - 2019

SPONSOR	DES	STIP NAME	ROUTE	WORK TYPE	LOCATION	DISTRICT	MILES	FEDERAL CATEGORY	Estimated Cost left to Complete Project*	PROGRAM	PHASE	FEDERAL	MATCH	2016	2017	2018	2019
Vincennes	1297754	Init.	ST 1019	Railroad Crossing	Upgrade RR Crossing at Intersection of Niblack and 2nd St - Earmark	Vincennes	0	Multiple		Demonstration Fund Program	CN	\$1,007,290.00	\$0.00	\$192,000.00	\$815,290.00		
Indiana Department of Transportation	1298157	Init.	SR 550	Bridge Replacement, Other Construction	Over Branch Kessinger Ditch, 2.66 mile W of US 50	Vincennes	.1	STP		Bridge ROW	RW	\$20,000.00	\$5,000.00	\$25,000.00			
										Bridge Construction	CN	\$421,408.80	\$105,352.20			\$526,761.00	
										Bridge Consulting	PE	\$32,000.00	\$8,000.00	\$40,000.00			
										Bridge Construction	PE	\$60,000.00	\$15,000.00		\$75,000.00		
Indiana Department of Transportation	1298542	Init.	SR 67	Small Structure Replacement	0.06 Mile North of SR 58	Vincennes	2.036	STP		Bridge Construction	CN	\$269,463.20	\$67,365.80			\$336,829.00	
										Bridge ROW	RW	\$16,000.00	\$4,000.00	\$20,000.00			
Knox County	1383643	Init.	IR 1001	Signing	Knox County Various Locations Phase 1	Vincennes	0	STP		100% Local Funds	CN	\$0.00	\$58,750.00		\$58,750.00		
										Local Safety Program	CN	\$461,250.00	\$0.00		\$461,250.00		
Knox County	1400812	Init.	IR 1001	Signing	Knox County Various locations Phase II	Vincennes	0	STP		100% Local Funds	CN	\$0.00	\$35,850.00				\$35,850.00
										Local Safety Program	CN	\$264,150.00	\$0.00				\$264,150.00
Indiana Department of Transportation	1401375	Init.	SR 67	Surface Treatment, Thin HMA Overlay	From 0.50 mile North of SR 550 to 0.25 mile South of SR 159	Vincennes	4.546	STP		Road Construction	CN	\$456,038.40	\$114,009.60	\$570,048.00			
Indiana Department of Transportation	1401605	Init.	US 50	Small Structure Pipe Lining	1.19 Mile East of Illinois State Line	Vincennes	0	NHPP		Bridge Construction	CN	\$135,200.00	\$33,800.00		\$169,000.00		
Vincennes	1297759	Init.	ST 1001	Railroad Crossing	RR Crossing Improvements, Various locations in Vincennes - Earmark - see log	Vincennes	0	Multiple		Demonstration Fund Program	CN	\$1,043,905.37	\$0.00			\$1,043,905.37	
										100% Local Funds	CN	\$0.00	\$260,976.34			\$260,976.34	

Knox County Total

Federal: \$8,167,560.07 Match :\$2,180,262.65 2016: \$4,854,351.01 2017: \$3,025,000.00 2018: \$2,168,471.71 2019: \$300,000.00

*Estimated Costs left to Complete Project column is for costs that may extend beyond the four years of a STIP. This column is not fiscally constrained and is for information purposes.

Indiana Department of Transportation (INDOT)
 State Preservation and Local Initiated Projects FY 2016 - 2019

SPONSOR	DES	STIP NAME	ROUTE	WORK TYPE	LOCATION	DISTRICT	MILES	FEDERAL CATEGORY	Estimated Cost left to Complete Project*	PROGRAM	PHASE	FEDERAL	MATCH	2016	2017	2018	2019
Kosciusko County																	
Indiana Department of Transportation	0800168	Init.	SR 19	Br Repl, Pres.Conc.I-Beam(Simple Span)	Bridge Over Yellow Creek, 0.30 miles S of SR 25	Fort Wayne	.01	STP		Bridge Construction	CN	\$410,400.00	\$102,600.00		\$513,000.00		
										Bridge ROW	RW	\$88,000.00	\$22,000.00	\$110,000.00			
Indiana Department of Transportation	1006147	Init.	SR 13	Small Structure Pipe Lining	Pipeliners for Kuhn Lake Drain, 6.34 Miles North of US 30.	Fort Wayne	0	STP		Bridge ROW	RW	\$1,600.00	\$400.00	\$2,000.00			
										Bridge Construction	CN	\$31,200.00	\$7,800.00		\$39,000.00		
Indiana Department of Transportation	1006148	Init.	SR 13	Small Structure Pipe Lining	Pipeliners for Drain, 13.60 Miles North of US 30.	Fort Wayne	0	STP		Bridge Construction	CN	\$31,200.00	\$7,800.00		\$39,000.00		
										Bridge ROW	RW	\$1,600.00	\$400.00	\$2,000.00			
Indiana Department of Transportation	1006206	Init.	SR 25	HMA Overlay, Preventive Maintenance	From SR 19 (Mentone) to 0.62 Mi. West of SR 15 (Warsaw).	Fort Wayne	11.546	STP		Road Construction	CN	\$1,532,800.00	\$383,200.00	\$1,916,000.00			
Indiana Department of Transportation	1400343	Init.	SR 15	Bridge Maintenance And Repair	Bridge Over CSX RR, 1.45 Miles South of US 6.	Fort Wayne	0	STP		Bridge Construction	CN	\$8,080.00	\$2,020.00	\$10,100.00			
Indiana Department of Transportation	1296493	Init.	SR 19	HMA Overlay, Preventive Maintenance	(URBAN LIMITS) From SR 25 to 0.42 M.N. of SR 25 & 0.72 M. S. of US 30 to US 30.	Fort Wayne	8.121	STP		Road Construction	CN	\$307,200.00	\$76,800.00	\$384,000.00			
Indiana Department of Transportation	1296374	Init.	US 30	Bridge Deck Overlay	Bridge Over Pole Run Ditch (EBL), 4.74 Miles East of SR 19,	Fort Wayne	0	NHPP		Bridge Construction	CN	\$222,400.00	\$55,600.00	\$278,000.00			
Indiana Department of Transportation	1296376	Init.	US 30	Bridge Deck Overlay	Bridge Over Pole Run Ditch (WBL), 4.74 Miles East of SR 19.	Fort Wayne	0	NHPP		Bridge Construction	CN	\$222,400.00	\$55,600.00	\$278,000.00			
Indiana Department of Transportation	1296377	Init.	US 30	Bridge Deck Overlay	Bridge Over Robinson Ditch (EBL), 2.60 Miles East of SR 19.	Fort Wayne	0	NHPP		Bridge Construction	CN	\$264,800.00	\$66,200.00	\$331,000.00			
Indiana Department of Transportation	1296378	Init.	US 30	Bridge Deck Overlay	Bridge Over Robinson Ditch (WBL), 2.60 Miles East of SR 19.	Fort Wayne	0	NHPP		Bridge Construction	CN	\$264,800.00	\$66,200.00	\$331,000.00			
Indiana Department of Transportation	1296379	Init.	US 30	Bridge Deck Overlay	Bridge Over Tippecanoe River (EBL), 0.58 Miles West of SR 15.	Fort Wayne	0	NHPP		Bridge Construction	CN	\$354,400.00	\$88,600.00	\$443,000.00			
Indiana Department of Transportation	1296380	Init.	US 30	Bridge Deck Overlay	Bridge Over Tippecanoe River (WBL), 0.58 Miles West of SR 15.	Fort Wayne	0	NHPP		Bridge Consulting	PE	\$168,320.00	\$42,080.00	\$210,400.00			
										Bridge Construction	CN	\$354,400.00	\$88,600.00	\$443,000.00			
Indiana Department of Transportation	1296485	Init.	SR 19	HMA Overlay, Preventive Maintenance	From US 30 to 7.91 Mi. N. of US 30.	Fort Wayne	7.951	STP		Road Construction	CN	\$1,166,400.00	\$291,600.00	\$1,458,000.00			
Indiana Department of Transportation	0300974	Init.	SR 15	Replace Superstructure	Bridge Over Tippecanoe River , 1.61 miles N of US 30.	Fort Wayne	.1	STP		Bridge Consulting	PE	\$24,000.00	\$6,000.00	\$30,000.00			

*Estimated Costs left to Complete Project column is for costs that may extend beyond the four years of a STIP. This column is not fiscally constrained and is for information purposes.

Indiana Department of Transportation (INDOT)
 State Preservation and Local Initiated Projects FY 2016 - 2019

SPONSOR	DES	STIP NAME	ROUTE	WORK TYPE	LOCATION	DISTRICT	MILES	FEDERAL CATEGORY	Estimated Cost left to Complete Project*	PROGRAM	PHASE	FEDERAL	MATCH	2016	2017	2018	2019
Indiana Department of Transportation	0300974	Init.	SR 15	Replace Superstructure	Bridge Over Tippecanoe River , 1.61 miles N of US 30.	Fort Wayne	.1	STP		Bridge Construction	CN	\$548,800.00	\$137,200.00		\$686,000.00		
Indiana Department of Transportation	1296151	Init.	SR 25	Small Structure Replacement	Small Structure Over Branch Bierce Ditch, 9.60 Miles East of SR 19.	Fort Wayne	0	STP		Bridge Construction	CN	\$390,400.00	\$97,600.00		\$488,000.00		
										Bridge ROW	RW	\$16,000.00	\$4,000.00	\$20,000.00			
Indiana Department of Transportation	1296178	Init.	SR 14	Small Structure Replacement	Small Structure Over Crazy Creek, 2.40 Miles East of SR 13.	Fort Wayne	0	STP		Bridge Construction	CN	\$748,000.00	\$187,000.00		\$935,000.00		
										Bridge ROW	RW	\$16,000.00	\$4,000.00	\$20,000.00			
Indiana Department of Transportation	1296180	Init.	SR 14	Small Structure Replacement	Small Structure Over Crazy Creek Overflow, 2.67 Miles East of SR 13.	Fort Wayne	0	STP		Bridge Construction	CN	\$464,000.00	\$116,000.00		\$580,000.00		
										Bridge ROW	RW	\$16,000.00	\$4,000.00	\$20,000.00			
Warsaw	1297651	Init.	ST 1001	Road Rehabilitation (3R/4R Standards)	Husky Trail Rd: From Mariner Dr to Warsaw City limits (0.2 mi S of CR 200N)	Fort Wayne	.72	STP		Group III Program	RW	\$219,000.00	\$0.00	\$219,000.00			
										100% Local Funds	RW	\$0.00	\$54,750.00	\$54,750.00			
										100% Local Funds	CN	\$0.00	\$497,920.00		\$497,920.00		
										Group III Program	CN	\$1,883,080.00	\$0.00		\$1,883,080.00		
Kosciusko County	1382104	Init.	IR 1015	Bridge Inspections	Inspection and reinspection of county bridges 20 feet and longer	Fort Wayne	0	Multiple		Local Bridge Program	CN	\$0.00	\$0.00	\$0.00			
										Local Bridge Program	PE	\$60,351.26	\$0.00	\$60,351.26			
										100% Local Funds	PE	\$0.00	\$15,087.82	\$15,087.82			
Indiana Department of Transportation	1297959	Init.	SR 15	Small Structure Replacement	Small Structure Over Middleton Memorial Drain, 7.58 Miles North of US 30.	Fort Wayne	.02	STP		Bridge Consulting	PE	\$16,000.00	\$4,000.00	\$20,000.00			
										Bridge Construction	CN	\$312,000.00	\$78,000.00			\$390,000.00	
										Bridge ROW	RW	\$20,000.00	\$5,000.00	\$10,000.00	\$15,000.00		
Indiana Department of Transportation	1382737	Init.	ST 1001	Railroad Protection	Market Street at NS RR in Warsaw	Fort Wayne	0	STP		Local Safety Program - 130	CN	\$280,000.00	\$0.00	\$280,000.00			

*Estimated Costs left to Complete Project column is for costs that may extend beyond the four years of a STIP. This column is not fiscally constrained and is for information purposes.

Indiana Department of Transportation (INDOT)
 State Preservation and Local Initiated Projects FY 2016 - 2019

SPONSOR	DES	STIP NAME	ROUTE	WORK TYPE	LOCATION	DISTRICT	MILES	FEDERAL CATEGORY	Estimated Cost left to Complete Project*	PROGRAM	PHASE	FEDERAL	MATCH	2016	2017	2018	2019	
Indiana Department of Transportation	1382738	Init.	ST 1001	Railroad Protection	Winona Ave at NS RR in Warsaw	Fort Wayne	0	STP		Local Safety Program - 130	CN	\$280,000.00	\$0.00	\$280,000.00				
Indiana Department of Transportation	1382739	Init.	ST 1001	Railroad Protection	Pope Street at NS RR in Warsaw	Fort Wayne	0	STP		Local Safety Program - 130	CN	\$280,000.00	\$0.00	\$280,000.00				
Indiana Department of Transportation	1383390	Init.	SR 13	HMA Overlay, Preventive Maintenance	From 1.08 Miles South of US 30 to US 30 (Pierceton).	Fort Wayne	1.085	STP		District Other Construction	CN	\$370,800.00	\$92,700.00	\$463,500.00				
Warsaw	1400786	Init.	ST 1016	Road Reconstruction (3R/4R Standards)	E. Market St. from Hickory to Bronson St.	Fort Wayne	.73	STP		100% Local Funds	RW	\$0.00	\$10,000.00		\$10,000.00			
										Group III Program	RW	\$40,000.00	\$0.00		\$40,000.00			
										Group III Program	CN	\$1,527,880.00	\$0.00			\$1,527,880.00		
										100% Local Funds	CN	\$0.00	\$381,970.00			\$381,970.00		
Indiana Department of Transportation	1401540	Init.	SR 13	Bridge Maintenance And Repair	Bridge Over Plunge Creek, 0.60 Miles South of SR 14.	Fort Wayne	0	STP		Bridge Construction	CN	\$21,208.00	\$5,302.00		\$26,510.00			
Indiana Department of Transportation	1401550	Init.	SR 15	Bridge Maintenance And Repair	Small Structure Over Branch of Silver Lake Drain, 0.51 Miles North of SR 14.	Fort Wayne	0	STP		Bridge Construction	CN	\$27,568.00	\$6,892.00		\$34,460.00			
Indiana Department of Transportation	1401496	Init.	SR 13	Bridge Maintenance And Repair	Bridge Over Tippecanoe River, 8.02 Miles North of US 30.	Fort Wayne	0	STP		Bridge Construction	CN	\$17,416.00	\$4,354.00		\$21,770.00			

Kosciusko County Total
 Federal: \$13,008,503.26 Match :\$3,069,275.82 2016: \$7,969,189.08 2017: \$5,808,740.00 2018: \$2,299,850.00 2019:

*Estimated Costs left to Complete Project column is for costs that may extend beyond the four years of a STIP. This column is not fiscally constrained and is for information purposes.

Indiana Department of Transportation (INDOT)
 State Preservation and Local Initiated Projects FY 2016 - 2019

SPONSOR	DES	STIP NAME	ROUTE	WORK TYPE	LOCATION	DISTRICT	MILES	FEDERAL CATEGORY	Estimated Cost left to Complete Project*	PROGRAM	PHASE	FEDERAL	MATCH	2016	2017	2018	2019	
LaGrange County																		
Indiana Department of Transportation	1296459	Init.	SR 9	HMA Overlay, Preventive Maintenance	From 0.66 Mi. S. of US 20 to 0.49 Mi. N. of US 20 (City of LaGrange).	Fort Wayne	1.154	STP		Road Construction	CN	\$552,800.00	\$138,200.00	\$691,000.00				
Indiana Department of Transportation	1296481	Init.	SR 120	Pavement Replacement	From SR 9 to 0.49 Mi. E. of SR 9, (1st Street in the Town of Howe).	Fort Wayne	.492	STP		Road Construction	CN	\$1,523,200.00	\$380,800.00		\$1,904,000.00			
Indiana Department of Transportation	1298231	Init.	US 20	Pavement, Other	From 0.47 Miles West of SR 9 to 0.18 Miles East of SR 9 (Lagrange).	Fort Wayne	.592	STP		Road Consulting	PE	\$168,000.00	\$42,000.00	\$210,000.00				
										Road ROW	RW	\$120,000.00	\$30,000.00		\$150,000.00			
										Road Construction	CN	\$1,312,000.00	\$328,000.00		\$100,000.00	\$1,540,000.00		
Indiana Department of Transportation	1400420	Init.	US 20	Bridge Maintenance And Repair	Bridge Over Turkey Creek, 1.18 Miles East of SR 3.	Fort Wayne	0	STP		Bridge Construction	CN	\$25,520.00	\$6,380.00	\$31,900.00				
Indiana Department of Transportation	1401466	Init.	SR 9	Debris Removal From Channel	Bridge Over Pigeon River, 0.20 Miles South of SR 120,	Fort Wayne	0	STP		Bridge Construction	CN	\$17,920.00	\$4,480.00		\$22,400.00			

LaGrange County Total
 Federal: \$3,719,440.00 Match :\$929,860.00 2016: \$932,900.00 2017: \$2,176,400.00 2018: \$1,540,000.00 2019:

*Estimated Costs left to Complete Project column is for costs that may extend beyond the four years of a STIP. This column is not fiscally constrained and is for information purposes.

Indiana Department of Transportation (INDOT)
 State Preservation and Local Initiated Projects FY 2016 - 2019

SPONSOR	DES	STIP NAME	ROUTE	WORK TYPE	LOCATION	DISTRICT	MILES	FEDERAL CATEGORY	Estimated Cost left to Complete Project*	PROGRAM	PHASE	FEDERAL	MATCH	2016	2017	2018	2019
Lake County																	
Indiana Department of Transportation	0901640	Init.	I 65	Small Structure Pipe Lining	1.2 mi N of SR 2, North end of ramps to Weigh Station	LaPorte	0	Interstate		Bridge Construction	CN	\$0.00	\$0.00	\$0.00	\$0.00	\$0.00	\$0.00
Dyer	0902321	Init.	ST 1001	Bike/Pedestrian Facilities	Lake Central School Corp. is sponsor; improvement location is Dyer/St. John	LaPorte	0	STP		Local Safety Program	CN	\$242,400.00	\$0.00	\$242,400.00			
										Local Safety Program	PE	\$5,000.00	\$0.00	\$5,000.00			
Indiana Department of Transportation	1296938	Init.	SR 2	Centerline Rumble Stripes Installation	SR 2 from US 41, N. Jctn. to I-65	LaPorte	8.834	STP		Safety Construction	CN	\$0.00	\$0.00	\$0.00	\$0.00	\$0.00	\$0.00
Indiana Department of Transportation	0100987	Init.	I 80	Added Travel Lanes	Illinois State Line to Calumet Ave W Ramps (Bi-State work by Illinois - #62114)	LaPorte	.987	TA		Major New - Construction	CN	\$3,874,617.35	\$430,513.04	\$4,305,130.39			
Gary	0401038	Init.	SP BIKE	Bike/Pedestrian Facilities	Calumet River Trail (Gary) - Ph. 2, Broadway to Polk St.	LaPorte	0	STP		100% Local Funds	CN	\$0.00	\$270,000.00	\$270,000.00			
										Local Trans Enhancement Program	CN	\$1,080,000.00	\$0.00	\$1,080,000.00			
Hammond	0500821	Init.	ST 1033	Bike/Pedestrian Facilities	Marquette Greenway Phase 2, 142nd & Calumet Ave SE to 150th St & Walnut Ave	LaPorte	0	STP		Local Trans Enhancement Program	CN	\$663,650.00	\$0.00	\$663,650.00			
										100% Local Funds	CN	\$0.00	\$165,912.50	\$165,912.50			
Indiana Department of Transportation	9901730	Init.	SR 2	Br Repl, Cont. Rc Slab	Bridge over West Creek, 2.13 miles W of US 41	LaPorte	0	STP		Bridge Construction	CN	\$572,000.00	\$143,000.00		\$715,000.00		
										Bridge ROW	RW	\$21,600.00	\$5,400.00	\$27,000.00			
Indiana Department of Transportation	0500462	Init.	SR 53	HMA Overlay, Preventive Maintenance	93rd Ave to US30 (Crown Point/Merillville Corp Line)	LaPorte	1.465	STP		Road Construction	CN	\$1,200,000.00	\$300,000.00		\$1,500,000.00		
East Chicago	0901321	Init.	ST 1001	Other Intersection Improvement	Intersection Improvement on 129th St. at Dickey Road & Broad St.	LaPorte	0	STP		Statewide Construction	CN	\$1,000,000.00	\$0.00		\$1,000,000.00		
Indiana Department of Transportation	0500028	Init.	SR 2	Br Repl, Cont. Rc Slab	Bridge over M J Brown Ditch, 2.70 miles E of I-65	LaPorte	0	STP		Bridge Consulting	PE	\$59,360.00	\$14,840.00	\$74,200.00			
										Bridge Construction	CN	\$576,800.00	\$144,200.00		\$721,000.00		
										Bridge ROW	RW	\$64,000.00	\$16,000.00	\$80,000.00			
Indiana Department of Transportation	1005932	Init.	SR 912	Relinquishments/Road Transfer	SR 912, Dickey Road Rte Transfer (Cash Payment + Fed Aid for future LPA Project	LaPorte	1.038	STP		Major New - Construction	CN	\$3,200,000.00	\$800,000.00	\$4,000,000.00			
										SMFR	CN	\$800,000.00	\$200,000.00	\$1,000,000.00			

*Estimated Costs left to Complete Project column is for costs that may extend beyond the four years of a STIP. This column is not fiscally constrained and is for information purposes.

Indiana Department of Transportation (INDOT)
 State Preservation and Local Initiated Projects FY 2016 - 2019

SPONSOR	DES	STIP NAME	ROUTE	WORK TYPE	LOCATION	DISTRICT	MILES	FEDERAL CATEGORY	Estimated Cost left to Complete Project*	PROGRAM	PHASE	FEDERAL	MATCH	2016	2017	2018	2019
Indiana Department of Transportation	1006767	Init.	US 41	Small Structure Replacement	2.94 mi N of N jct SR 2	LaPorte	0	NHPP		Bridge Consulting	PE	\$8,000.00	\$2,000.00	\$10,000.00			
										Bridge Construction	CN	\$71,200.00	\$17,800.00		\$89,000.00		
Indiana Department of Transportation	1172245	Init.	US 41	Bridge Deck Replacement	Bridge over Conrail, IHB RR, and 4 other streets, 1.95 miles S of I-90	LaPorte	0	STP		Bridge Construction	CN	\$1,007,200.00	\$251,800.00			\$1,259,000.00	
										Bridge Construction	PE	\$20,000.00	\$5,000.00		\$25,000.00		
Indiana Department of Transportation	1172267	Init.	US 20	HMA Overlay, Functional	From US 12 to .33 miles West of SR 51	LaPorte	1.626	STP		Road Construction	CN	\$1,024,000.00	\$256,000.00	\$1,280,000.00			
Indiana Department of Transportation	1006756	Init.	SR 51	Bridge Replacement, Concrete	SR 51, SBL at Burns Ditch (Deep River), 2.95 miles N of US 6	LaPorte	0	STP		Bridge Consulting	PE	\$268,000.00	\$67,000.00		\$335,000.00		
										Bridge Construction	CN	\$1,387,200.00	\$346,800.00		\$1,734,000.00		
Indiana Department of Transportation	1296981	Init.	SR 51	Bridge Replacement, Steel	NB Bridge over Burns Ditch, 0.55 miles S of US 20	LaPorte	0	STP		Bridge ROW	RW	\$75,200.00	\$18,800.00	\$94,000.00			
										Bridge Consulting	PE	\$105,520.00	\$26,380.00	\$131,900.00			
										Bridge Construction	CN	\$1,297,600.00	\$324,400.00		\$1,622,000.00		
Indiana Department of Transportation	1006770	Init.	I 80	Bridge Deck Overlay	Bridge on Kennedy Ave over I80, 0.97 mi E of US 41	LaPorte	0	Interstate		Bridge Construction	CN	\$1,148,400.00	\$127,600.00		\$1,276,000.00		
Indiana Department of Transportation	1006771	Init.	I 80	Bridge Rehabilitation Or Repair	WBL Ramp "I" at I-80/94, 1.58 miles W of SR 912	LaPorte	0	Interstate		Bridge Construction	PE	\$0.00	\$0.00	\$0.00	\$0.00	\$0.00	\$0.00
										Bridge Construction	CN	\$386,100.00	\$42,900.00		\$429,000.00		
Indiana Department of Transportation	1006716	Init.	I 65	Bridge Deck Replacement	NB Bridge over Conrail RR, Central Ave and Ditch, 0.67 miles N of I80/94	LaPorte	0	Interstate		Bridge Construction	PE	\$22,500.00	\$2,500.00		\$25,000.00		
										Bridge Construction	CN	\$4,274,100.00	\$474,900.00			\$4,749,000.00	
Indiana Department of Transportation	1173422	Init.	I 65	Bridge Deck Replacement	SB Bridge over Conrail RR, Central Ave and Ditch, 0.67 miles N of I80/94	LaPorte	0	Interstate		Bridge Construction	CN	\$4,274,100.00	\$474,900.00			\$4,749,000.00	
										Bridge Construction	PE	\$22,500.00	\$2,500.00		\$25,000.00		
Indiana Department of Transportation	1006612	Init.	US 30	Intersect. Improv. W/ Added Turn Lanes	& Randolph St	LaPorte	0	NHPP		Mobility Construction	CN	\$429,600.00	\$107,400.00			\$537,000.00	

*Estimated Costs left to Complete Project column is for costs that may extend beyond the four years of a STIP. This column is not fiscally constrained and is for information purposes.

Indiana Department of Transportation (INDOT)
 State Preservation and Local Initiated Projects FY 2016 - 2019

SPONSOR	DES	STIP NAME	ROUTE	WORK TYPE	LOCATION	DISTRICT	MILES	FEDERAL CATEGORY	Estimated Cost left to Complete Project*	PROGRAM	PHASE	FEDERAL	MATCH	2016	2017	2018	2019
Indiana Department of Transportation	1006635	Init.	US 41	HMA Overlay, Preventive Maintenance	from SR 2 N jct to 2.57mi S of US 231 (135th Ave)	LaPorte	7.372	NHPP		Road Construction	CN	\$2,480,000.00	\$620,000.00			\$3,100,000.00	
Indiana Department of Transportation	1006772	Init.	US 231	HMA Overlay, Functional	from Cline Ave to US 41	LaPorte	2.013	STP		Road Construction	CN	\$761,600.00	\$190,400.00			\$952,000.00	
Lowell	1000077	Init.	ST 1001	Other Type Project (Miscellaneous)	Curb sidewalk reconstruction SR 2 (Commercial Ave) Freemont to Burr St	LaPorte	.973	STP		Group III Program	CN	\$617,310.00	\$0.00		\$617,310.00		
										100% Local Funds	CN	\$0.00	\$154,327.00		\$154,327.00		
										100% Local Funds	RW	\$0.00	\$16,052.80	\$16,052.80			
										Group III Program	RW	\$64,210.00	\$0.00	\$64,210.00			
Indiana Department of Transportation	1006636	Init.	SR 53	HMA Overlay, Functional	from 61st Ave to Toll Rd	LaPorte	6.679	STP		Road Consulting	PE	\$632,000.00	\$158,000.00	\$190,000.00	\$600,000.00		
										Road Construction	CN	\$4,917,600.00	\$1,229,400.00		\$6,147,000.00		
Indiana Department of Transportation	1006634	Init.	SR 51	HMA Overlay, Functional	from US 30 to US 20	LaPorte	9.554	STP		Road Construction	CN	\$3,273,600.00	\$818,400.00		\$4,092,000.00		
Indiana Department of Transportation	1006639	Init.	US 41	HMA Overlay, Preventive Maintenance	from Main St to Ridge Rd	LaPorte	2.313	NHPP		Road Construction	CN	\$1,036,800.00	\$259,200.00	\$1,296,000.00			
Indiana Department of Transportation	1006638	Init.	US 41	HMA Overlay, Preventive Maintenance	from Huehn St, 3.74 mi S of US 12 to US 12	LaPorte	3.741	NHPP		Road Consulting	PE	\$96,000.00	\$24,000.00	\$120,000.00			
										Road Construction	CN	\$929,600.00	\$232,400.00	\$1,162,000.00			
Indiana Department of Transportation	1296495	Init.	US 12	HMA Overlay, Preventive Maintenance	Illinois State Line to US 41	LaPorte	1.302	NHPP		Road Consulting	PE	\$60,000.00	\$15,000.00	\$75,000.00			
										Road Construction	CN	\$784,000.00	\$196,000.00	\$980,000.00			
Indiana Department of Transportation	1296298	Init.	US 30	Intersect. Improv. W/ Added Turn Lanes	at Rhode Island Ave., 0.4mi W of I-65	LaPorte	0	NHPP		Mobility ROW	RW	\$40,000.00	\$10,000.00	\$50,000.00			
										Mobility Construction	CN	\$600,000.00	\$150,000.00		\$750,000.00		
Indiana Department of Transportation	1296299	Init.	US 30	Other Intersection Improvement	at Mississippi St., 0.4mi E of I-65	LaPorte	0	NHPP		Mobility Construction	CN	\$640,000.00	\$160,000.00		\$800,000.00		
Indiana Department of Transportation	1296305	Init.	US 12	HMA Overlay, Preventive Maintenance	From SR 912 E Jct to US 12/20 merge at Bridge St.	LaPorte	7.094	STP		Road Construction	CN	\$1,640,000.00	\$410,000.00	\$2,050,000.00			

*Estimated Costs left to Complete Project column is for costs that may extend beyond the four years of a STIP. This column is not fiscally constrained and is for information purposes.

Indiana Department of Transportation (INDOT)
 State Preservation and Local Initiated Projects FY 2016 - 2019

SPONSOR	DES	STIP NAME	ROUTE	WORK TYPE	LOCATION	DISTRICT	MILES	FEDERAL CATEGORY	Estimated Cost left to Complete Project*	PROGRAM	PHASE	FEDERAL	MATCH	2016	2017	2018	2019
Indiana Department of Transportation	1296320	Init.	SR 53	Bridge Deck Overlay	bridge over Beaver Dam Ditch, 1.93mi N of US 231	LaPorte	0	STP		Bridge Construction	CN	\$480,000.00	\$120,000.00	\$600,000.00			
Indiana Department of Transportation	1296308	Init.	US 41	Bridge Painting	bridge over I-80/94 CD and ramp, 3.78mi S of SR 312	LaPorte	0	Interstate		Bridge Consulting	PE	\$315,000.00	\$35,000.00		\$350,000.00		
										Bridge Construction	CN	\$1,233,900.00	\$137,100.00		\$1,371,000.00		
Indiana Department of Transportation	1296311	Init.	I 80	Bridge Painting	Kennedy Ave Bridge over I-80, 0.97mi E of US 41	LaPorte	0	Interstate		Bridge Construction	CN	\$894,600.00	\$99,400.00		\$994,000.00		
Indiana Department of Transportation	1296371	Init.	I 80	Bridge Painting	Columbia Ave. over I-80, 0.48 miles E of US 41 (Calumet Ave.)	LaPorte	0	Interstate		Bridge Consulting	PE	\$29,700.00	\$3,300.00		\$33,000.00		
										Bridge Construction	CN	\$150,300.00	\$16,700.00		\$167,000.00		
Cedar Lake	0810443	Init.	ST 1001	Bike/Pedestrian Facilities	Parrish Ave, 137th Ave and 133rd Ave	LaPorte	0	STP		Local Safety Program	CN	\$100,000.00	\$0.00		\$100,000.00		
										Local Safety Program	RW	\$8,555.00	\$0.00	\$8,555.00			
										100% Local Funds	CN	\$0.00	\$38,091.00		\$38,091.00		
Dyer	1173667	Init.	ST 1001	Bike/Pedestrian Facilities	Dyer SRTS Kahler Middle School infrastructure and non-infrastructure	LaPorte	0	STP		Local Safety Program	CN	\$204,350.00	\$0.00	\$204,350.00			
										Local Safety Program	PE	\$0.00	\$0.00	\$0.00	\$0.00	\$0.00	\$0.00
										100% Local Funds	CN	\$0.00	\$0.00	\$0.00			
Indiana Department of Transportation	1296623	Init.	I 80	HMA Overlay, Preventive Maintenance	Clay St to I-90 (Toll Road) Ramps	LaPorte	2.07	Interstate		Road Construction	CN	\$3,173,400.00	\$352,600.00		\$3,526,000.00		
Indiana Department of Transportation	1296265	Init.	I 65	HMA Overlay, Functional	I80/94 to US12/20	LaPorte	1.392	Interstate		Road Construction	CN	\$1,494,900.00	\$166,100.00		\$1,661,000.00		
										Road Consulting	PE	\$18,000.00	\$2,000.00	\$20,000.00			
Indiana Department of Transportation	1296986	Init.	I 65	Bridge Replacement, Steel	101st Avenue over I-65, 2.50 miles S of US 30	LaPorte	0	Interstate		Bridge Consulting	PE	\$153,000.00	\$17,000.00	\$170,000.00			
										Bridge Construction	CN	\$1,324,800.00	\$147,200.00		\$1,472,000.00		
Indiana Department of Transportation	1296446	Init.	US 30	Small Structure Pipe Lining	0.65 miles E of I 65	LaPorte	0	NHPP		Road Construction	CN	\$317,600.00	\$79,400.00		\$397,000.00		

*Estimated Costs left to Complete Project column is for costs that may extend beyond the four years of a STIP. This column is not fiscally constrained and is for information purposes.

Indiana Department of Transportation (INDOT)
 State Preservation and Local Initiated Projects FY 2016 - 2019

SPONSOR	DES	STIP NAME	ROUTE	WORK TYPE	LOCATION	DISTRICT	MILES	FEDERAL CATEGORY	Estimated Cost left to Complete Project*	PROGRAM	PHASE	FEDERAL	MATCH	2016	2017	2018	2019
Indiana Department of Transportation	1296453	Init.	I 65	Small Structure Pipe Lining	1.26 miles N of SR 2	LaPorte	0	Interstate		Road Construction	CN	\$166,500.00	\$18,500.00		\$185,000.00		
Indiana Department of Transportation	1296477	Init.	SR 55	HMA Overlay, Preventive Maintenance	US 231 (N. Jct) to US 30	LaPorte	4.201	STP		Road Construction	CN	\$1,680,000.00	\$420,000.00	\$2,100,000.00			
Indiana Department of Transportation	1296440	Init.	SR 152	HMA Overlay, Preventive Maintenance	0.99 mi. S of US 20 (165th St) to US 20 (Michigan Ave)	LaPorte	.929	NHPP		Road Construction	CN	\$1,054,400.00	\$263,600.00	\$1,318,000.00			
Indiana Department of Transportation	1296338	Init.	US 12	Bridge Painting	Bridge over Lake George Canal, 0.51 mile West of US 20	LaPorte	0	NHPP		Bridge Construction	CN	\$0.00	\$0.00	\$0.00	\$0.00	\$0.00	\$0.00
Indiana Department of Transportation	1296365	Init.	US 6	Bridge Painting	Bridge over Deep River, 0.62 miles W of SR 130	LaPorte	0	STP		Bridge Construction	CN	\$0.00	\$0.00	\$0.00	\$0.00	\$0.00	\$0.00
Cedar Lake	0902314	Init.	ST 1001	Bike/Pedestrian Facilities	Fairbanks Street, Edison Street, Morsel Lane and 129th Ave	LaPorte	0	STP		Local Safety Program	RW	\$36,400.00	\$0.00	\$36,400.00			
										Local Safety Program	CN	\$126,153.00	\$0.00		\$126,153.00		
										Local Safety Program - 130	PE	\$15,700.00	\$0.00	\$15,700.00			
East Chicago	1382201	Init.	ST 1008	Intersection Improvement, Roundabout	Aldiss Ave Roundabout	LaPorte	0	STP		100% Local Funds	CN	\$0.00	\$1,000,000.00	\$1,000,000.00			
										SMFR	CN	\$400,000.00	\$0.00	\$400,000.00			
										Major New - Construction	CN	\$1,600,000.00	\$0.00	\$1,600,000.00			
Indiana Department of Transportation	1296572	Init.	I 65	Concrete Pavement Restoration (CPR)	US 30 (RP 247+33) to I-80/94	LaPorte	6.985	Interstate		Road Consulting	PE	\$244,800.00	\$27,200.00	\$272,000.00			
										Road Construction	CN	\$2,370,600.00	\$263,400.00	\$2,634,000.00			
Lake County	1382090	Init.	IR 1036	Bridge Inspections	County wide inspections, Bridges 20 feet and longer	LaPorte	0	STP		Local Bridge Program	CN	\$0.00	\$0.00	\$0.00			
										100% Local Funds	PE	\$0.00	\$0.00	\$0.00			
										Local Bridge Program	PE	\$0.00	\$0.00	\$0.00			
Indiana Department of Transportation	1298309	Init.	US 41	Added Travel Lanes, Construct Turn Lanes	From 1.48 mi. S of US 30 (82nd Lane) to 0.83 mi. S of US 30 (77th Ave.)	LaPorte	.658	NHPP		Safety ROW	RW	\$1,600,000.00	\$400,000.00		\$2,000,000.00		
										Safety Construction	CN	\$2,328,000.00	\$582,000.00		\$210,000.00	\$2,700,000.00	

*Estimated Costs left to Complete Project column is for costs that may extend beyond the four years of a STIP. This column is not fiscally constrained and is for information purposes.

Indiana Department of Transportation (INDOT)
 State Preservation and Local Initiated Projects FY 2016 - 2019

SPONSOR	DES	STIP NAME	ROUTE	WORK TYPE	LOCATION	DISTRICT	MILES	FEDERAL CATEGORY	Estimated Cost left to Complete Project*	PROGRAM	PHASE	FEDERAL	MATCH	2016	2017	2018	2019
Indiana Department of Transportation	1298567	Init.	I 65	Small Structure Pipe Lining	Small Structure Over Little Calumet River, 0.17 mi. N of I-80/94	LaPorte	0	Interstate		Bridge Consulting	PE	\$131,575.50	\$14,619.50	\$146,195.00			
										Bridge ROW	RW	\$23,400.00	\$2,600.00	\$26,000.00			
										Bridge Construction	CN	\$513,000.00	\$57,000.00			\$570,000.00	
Indiana Department of Transportation	1298454	Init.	SR 53	Bridge Removal	IHB RR (abandoned) over SR 53, 0.6 mi. S of US 12	LaPorte	0	STP		Bridge ROW	RW	\$40,000.00	\$10,000.00	\$50,000.00			
										Bridge Construction	CN	\$336,000.00	\$84,000.00		\$20,000.00	\$400,000.00	
Indiana Department of Transportation	1298397	Init.	US 12	Bridge Rehabilitation Or Repair	Bridge Over EJ&E RR, Conrail RR, and Carey St., 1.33 mi. W of SR 912	LaPorte	0	STP		Bridge Construction	CN	\$2,468,800.00	\$617,200.00			\$3,086,000.00	
										Bridge Construction	PE	\$40,000.00	\$10,000.00	\$50,000.00			
Indiana Department of Transportation	1298548	Init.	I 80	Bridge Deck Overlay	Georgia St. Bridge Over I-80	LaPorte	0	Interstate		Bridge Construction	CN	\$1,137,600.00	\$126,400.00			\$1,264,000.00	
Indiana Department of Transportation	1298545	Init.	I 65	Bridge Deck Replacement	153rd Avenue Bridge Over I-65	LaPorte	0	Interstate		Bridge Construction	CN	\$722,700.00	\$80,300.00			\$803,000.00	
Indiana Department of Transportation	1298621	Init.	US 30	Small Structure Replacement	0.02 mi. E of SR-53	LaPorte	0	NHPP		Bridge ROW	RW	\$20,800.00	\$5,200.00		\$26,000.00		
										Bridge Consulting	PE	\$0.00	\$0.00	\$0.00	\$0.00	\$0.00	\$0.00
										Bridge Construction	CN	\$554,400.00	\$138,600.00		\$33,000.00	\$660,000.00	
Indiana Department of Transportation	1298543	Init.	SR 912	Replace Superstructure	Bridge Over US 12/Industrial Highway	LaPorte	0	NHPP		Bridge Construction	CN	\$1,382,400.00	\$345,600.00			\$1,728,000.00	
Indiana Department of Transportation	1298544	Init.	SR 912	Replace Superstructure	SR-912 Ramp SSE Over SR-912 and US-12 WB Ramp	LaPorte	0	NHPP		Bridge Construction	CN	\$2,307,200.00	\$576,800.00			\$2,884,000.00	
Indiana Department of Transportation	1298398	Init.	US 12	Bridge Replacement, Other Construction	Pedestrian Walkway Over US-12, 0.83 mi. W of SR 912	LaPorte	0	STP		Bridge Consulting	PE	\$100,800.00	\$25,200.00	\$126,000.00			
										Bridge ROW	RW	\$40,000.00	\$10,000.00	\$50,000.00			
										Bridge Construction	CN	\$902,880.00	\$225,720.00		\$102,600.00	\$1,026,000.00	
Indiana Department of Transportation	1298566	Init.	SR 55	Small Structure Replacement	1.03 mi. S of US-231	LaPorte	0	STP		Bridge ROW	RW	\$20,800.00	\$5,200.00		\$26,000.00		

*Estimated Costs left to Complete Project column is for costs that may extend beyond the four years of a STIP. This column is not fiscally constrained and is for information purposes.

Indiana Department of Transportation (INDOT)
 State Preservation and Local Initiated Projects FY 2016 - 2019

SPONSOR	DES	STIP NAME	ROUTE	WORK TYPE	LOCATION	DISTRICT	MILES	FEDERAL CATEGORY	Estimated Cost left to Complete Project*	PROGRAM	PHASE	FEDERAL	MATCH	2016	2017	2018	2019
Indiana Department of Transportation	1298566	Init.	SR 55	Small Structure Replacement	1.03 mi. S of US-231	LaPorte	0	STP		Bridge Construction	CN	\$345,600.00	\$86,400.00		\$150,000.00	\$282,000.00	
Indiana Department of Transportation	1298541	Init.	SR 912	Bridge Deck Replacement	Bridge over Guthrie St., 0.32 mi. W of US 12	LaPorte	0	NHPP		Bridge Construction	CN	\$1,584,800.00	\$396,200.00		\$94,000.00	\$1,887,000.00	
Indiana Department of Transportation	1298546	Init.	I 94	Bridge Deck Replacement	I-94 EBL Bridge Over I-90	LaPorte	0	Interstate		Bridge Construction	CN	\$1,701,900.00	\$189,100.00			\$1,891,000.00	
Indiana Department of Transportation	1298547	Init.	I 94	Bridge Deck Replacement	I-94 WBL Bridge Over I-90	LaPorte	0	Interstate		Bridge Construction	CN	\$1,746,900.00	\$194,100.00		\$50,000.00	\$1,891,000.00	
Indiana Department of Transportation	1298444	Init.	US 41	Bridge Deck Replacement	Bridge over Conrail RR and 236th Avenue, NBL, 4.54 mi. S of SR 2	LaPorte	0	NHPP		Bridge Consulting	PE	\$280,000.00	\$70,000.00	\$100,000.00		\$250,000.00	
										Bridge Construction	CN	\$860,800.00	\$215,200.00			\$1,076,000.00	
Indiana Department of Transportation	1298448	Init.	US 41	Bridge Deck Replacement	Bridge over Conrail RR and 236th Avenue, SBL, 4.54 mi. S of SR 2	LaPorte	0	NHPP		Bridge Construction	PE	\$40,000.00	\$10,000.00		\$50,000.00		
										Bridge Construction	CN	\$1,620,800.00	\$405,200.00			\$2,026,000.00	
Indiana Department of Transportation	1382722	Init.	ST 1001	Railroad Protection	Sheffield Avenue at CSX RR in Dyer	LaPorte	0	STP		Local Safety Program - 130	CN	\$331,000.00	\$0.00	\$331,000.00			
Indiana Department of Transportation	1382724	Init.	ST 1001	Railroad Protection	93rd Avenue at CSX RR in St. John	LaPorte	0	STP		Local Safety Program - 130	CN	\$340,000.00	\$0.00	\$340,000.00			
Indiana Department of Transportation	1382725	Init.	ST 1001	Railroad Protection	Thielen Street at CSX RR in St. John	LaPorte	0	STP		Local Safety Program - 130	CN	\$285,000.00	\$0.00	\$285,000.00			
Indiana Department of Transportation	1382742	Init.	ST 1001	Railroad Protection	93rd Avenue at NS RR in St. John	LaPorte	0	STP		Local Safety Program - 130	CN	\$280,000.00	\$0.00	\$280,000.00			
Indiana Department of Transportation	1382743	Init.	ST 1001	Railroad Protection	Thielen Street at NS RR in St. John	LaPorte	0	STP		Local Safety Program - 130	CN	\$280,000.00	\$0.00	\$280,000.00			
Indiana Department of Transportation	1382723	Init.	ST 1001	Railroad Protection	77th Street at CSX RR in Dyer	LaPorte	0	STP		Local Safety Program - 130	CN	\$373,000.00	\$0.00	\$373,000.00			
Indiana Department of Transportation	1296516	Init.	US 41	HMA Overlay, Functional	from 2.57mi S of US 231 (135th Ave) to 0.27 mi. N of US 30	LaPorte	9.099	NHPP		Road Construction	CN	\$6,648,800.00	\$1,662,200.00	\$8,311,000.00			
Indiana Department of Transportation	1006757	Init.	SR 912	Bridge Deck Overlay	Marina ACC at Conrail RR, abandoned RR & Rd, 0.81 mi W of US 12, Ramp D	LaPorte	0	NHPP		Bridge Construction	PE	\$0.00	\$0.00	\$0.00	\$0.00	\$0.00	\$0.00
										Bridge Consulting	PE	\$0.00	\$0.00	\$0.00	\$0.00	\$0.00	\$0.00
										Bridge Construction	CN	\$620,000.00	\$155,000.00	\$775,000.00			

*Estimated Costs left to Complete Project column is for costs that may extend beyond the four years of a STIP. This column is not fiscally constrained and is for information purposes.

Indiana Department of Transportation (INDOT)
 State Preservation and Local Initiated Projects FY 2016 - 2019

SPONSOR	DES	STIP NAME	ROUTE	WORK TYPE	LOCATION	DISTRICT	MILES	FEDERAL CATEGORY	Estimated Cost left to Complete Project*	PROGRAM	PHASE	FEDERAL	MATCH	2016	2017	2018	2019
Indiana Department of Transportation	1400599	Init.	SR 912	Bridge Thin Deck Overlay	0.81 mi W of US 12 (Marina Access Rd)	LaPorte	0	NHPP		Bridge Construction	CN	\$280,400.00	\$70,100.00	\$350,500.00			
Indiana Department of Transportation	1400600	Init.	SR 912	Bridge Thin Deck Overlay	0.83 mi W of US 12 (Marina Access RD)	LaPorte	0	NHPP		Bridge Construction	PE	\$20,000.00	\$5,000.00	\$25,000.00			
										Bridge Construction	CN	\$732,460.00	\$183,115.00	\$915,575.00			
Indiana Department of Transportation	1401562	Init.	SR 912	Bridge Maintenance And Repair	SR 912 Marina Access; 00.82 mi W of US 12; Ramp C	LaPorte	0	NHPP		Bridge Construction	CN	\$386,264.00	\$96,566.00	\$482,830.00			
Indiana Department of Transportation	1401563	Init.	SR 912	Bridge Maintenance And Repair	SR 912 Marina Access; 00.82 mi W of US 12; Ramp B	LaPorte	0	NHPP		Bridge Construction	CN	\$536,000.00	\$134,000.00	\$670,000.00			
										Bridge Consulting	PE	\$0.00	\$0.00	\$0.00	\$0.00	\$0.00	\$0.00
Lake County	1400843	Init.	IR 1043	Bridge Replacement, Other Construction	Lake County Bridge #61, 135th Avenue over West Creek	LaPorte	.5	STP		Local Bridge Program	CN	\$1,177,840.00	\$0.00			\$1,177,840.00	
										Local Bridge Program	RW	\$56,000.00	\$0.00		\$56,000.00		
										100% Local Funds	CN	\$0.00	\$294,460.00			\$294,460.00	
										100% Local Funds	PE	\$0.00	\$0.00	\$0.00	\$0.00	\$0.00	\$0.00
										100% Local Funds	RW	\$0.00	\$14,000.00		\$14,000.00		
										Local Bridge Program	PE	\$0.00	\$0.00	\$0.00	\$0.00	\$0.00	\$0.00
Indiana Department of Transportation	1383723	Init.	SR 55	Small Structure Replacement	3.52 mi. S. of SR 2	LaPorte	0	STP		Bridge Construction	CN	\$116,800.00	\$29,200.00				\$146,000.00
										Bridge ROW	RW	\$16,000.00	\$4,000.00		\$20,000.00		
										Bridge Consulting	PE	\$19,680.00	\$4,920.00	\$24,600.00			
Indiana Department of Transportation	1383695	Init.	US 41	Auxiliary Lanes, Two-way Left Turn Lanes	From US 231 to 1.99 mi. N of US 231 (93rd Avenue)	LaPorte	1.998	NHPP		Mobility Consulting	PE	\$798,400.00	\$199,600.00	\$998,000.00			
										Mobility ROW	RW	\$3,200,000.00	\$800,000.00		\$4,000,000.00		
										Mobility Construction	CN	\$3,991,200.00	\$997,800.00				\$4,989,000.00

*Estimated Costs left to Complete Project column is for costs that may extend beyond the four years of a STIP. This column is not fiscally constrained and is for information purposes.

Indiana Department of Transportation (INDOT)
 State Preservation and Local Initiated Projects FY 2016 - 2019

SPONSOR	DES	STIP NAME	ROUTE	WORK TYPE	LOCATION	DISTRICT	MILES	FEDERAL CATEGORY	Estimated Cost left to Complete Project*	PROGRAM	PHASE	FEDERAL	MATCH	2016	2017	2018	2019
Indiana Department of Transportation	1400204	Init.	US 12	Bridge Deck Replacement	0.51 mi. W of US 20 (Lift Bridge)	LaPorte	0	NHPP		Bridge Construction	CN	\$371,200.00	\$92,800.00				\$464,000.00
Indiana Department of Transportation	1383711	Init.	US 41	Bridge Deck Overlay	01.20 N US-30	LaPorte	0	NHPP		Bridge Construction	CN	\$1,980,000.00	\$495,000.00				\$2,475,000.00
										Bridge Consulting	PE	\$240,000.00	\$60,000.00	\$300,000.00			
Indiana Department of Transportation	1401588	Init.	SR 912	Bridge Maintenance And Repair	0.09 mi W of SR 312 over NS RR	LaPorte	0	NHPP		Bridge Construction	CN	\$20,000.00	\$5,000.00		\$25,000.00		
Indiana Department of Transportation	1401589	Init.	SR 912	Bridge Maintenance And Repair	0.09 mi W of SR 312 over NS RR	LaPorte	0	NHPP		Bridge Construction	CN	\$20,000.00	\$5,000.00		\$25,000.00		
Indiana Department of Transportation	1401640	Init.	US 6	Bridge Maintenance And Repair	2.27 mi W of SR 51 over I-80/94	LaPorte	0	NHPP		Bridge Construction	CN	\$40,000.00	\$10,000.00		\$50,000.00		

Lake County Total

Federal: \$111,357,224.85 Match :\$23,088,716.84 2016: \$45,101,160.69 2017: \$40,028,481.00 2018: \$41,242,300.00 2019: \$8,074,000.00

*Estimated Costs left to Complete Project column is for costs that may extend beyond the four years of a STIP. This column is not fiscally constrained and is for information purposes.

Indiana Department of Transportation (INDOT)
 State Preservation and Local Initiated Projects FY 2016 - 2019

SPONSOR	DES	STIP NAME	ROUTE	WORK TYPE	LOCATION	DISTRICT	MILES	FEDERAL CATEGORY	Estimated Cost left to Complete Project*	PROGRAM	PHASE	FEDERAL	MATCH	2016	2017	2018	2019
LaPorte County																	
Indiana Department of Transportation	0500481	Init.	US 35	Added Travel Lanes, Construct Turn Lanes	N jct with SR 39 to Johnson Rd/Severs Rd in LaPorte	LaPorte	.643	STP		Safety Construction	CN	\$0.00	\$0.00			\$0.00	
Michigan City	0301165	Init.	SP VARI	Bike/Pedestrian Facilities	Michigan City - Singing Sands Lighthouse Trail Phase 1, Porter Co to MC	LaPorte	0	STP		100% Local Funds	CN	\$0.00	\$410,265.00			\$410,265.00	
										Local Trans Enhancement Program	CN	\$1,641,060.00	\$0.00			\$1,641,060.00	
Indiana Department of Transportation	0500480	Init.	US 20	Added Travel Lanes, Construct Turn Lanes	US 421 to US 35/SR 212 in Michigan City	LaPorte	3.873	STP		District Other Construction	CN	\$576,000.00	\$144,000.00			\$720,000.00	
										Mobility Construction	PE	\$20,000.00	\$5,000.00	\$25,000.00			
										Mobility ROW	RW	\$260,000.00	\$65,000.00	\$325,000.00			
										Mobility Construction	CN	\$8,029,600.00	\$2,007,400.00			\$10,037,000.00	
Indiana Department of Transportation	0902261	Init.	US 12	Bridge Maintenance And Repair	over Trail Creek, 0.21 miles East of US 35	LaPorte	0	STP		Bridge Construction	CN	\$1,920,000.00	\$480,000.00			\$2,400,000.00	
Indiana Department of Transportation	1172240	Init.	US 6	Small Structure Replacement	1.1 mi E of SR 39	LaPorte	0	STP		Bridge Consulting	PE	\$10,240.00	\$2,560.00	\$12,800.00			
										Bridge Construction	CN	\$344,000.00	\$86,000.00	\$430,000.00			
Indiana Department of Transportation	1172288	Init.	US 35	Bridge Deck Replacement	Bridge over RR, Washington Street and 2 other streets, 0.19 miles N of SR 2	LaPorte	0	STP		Bridge Construction	CN	\$7,263,200.00	\$1,815,800.00			\$9,079,000.00	
										Bridge Construction	PE	\$20,000.00	\$5,000.00		\$25,000.00		
Indiana Department of Transportation	1006758	Init.	US 421	Bridge Deck Replacement	Bridge over NS RR & Bailey Rd, 0.37 miles S of US 30	LaPorte	0	STP		Bridge Construction	CN	\$1,303,200.00	\$325,800.00			\$1,629,000.00	
										Bridge Construction	PE	\$20,000.00	\$5,000.00	\$25,000.00			
Indiana Department of Transportation	1006645	Init.	SR 39	HMA Overlay, Functional	from US 30 to US 6	LaPorte	7.717	STP		Road Construction	CN	\$2,764,000.00	\$691,000.00	\$3,455,000.00			
Indiana Department of Transportation	1006703	Init.	I 94	Bridge Deck Overlay	EBL at East Bridge Trail Creek, 0.41 mi E of US 20	LaPorte	0	Interstate		Bridge Consulting	PE	\$161,865.00	\$17,985.00	\$179,850.00			
										Bridge Construction	CN	\$1,282,500.00	\$142,500.00	\$1,425,000.00			
Indiana Department of Transportation	1006704	Init.	I 94	Bridge Deck Overlay	WBL at East Bridge Trail Creek, 0.41 mi E of US 20	LaPorte	0	Interstate		Bridge Construction	CN	\$1,282,500.00	\$142,500.00	\$1,425,000.00			

*Estimated Costs left to Complete Project column is for costs that may extend beyond the four years of a STIP. This column is not fiscally constrained and is for information purposes.

Indiana Department of Transportation (INDOT)
 State Preservation and Local Initiated Projects FY 2016 - 2019

SPONSOR	DES	STIP NAME	ROUTE	WORK TYPE	LOCATION	DISTRICT	MILES	FEDERAL CATEGORY	Estimated Cost left to Complete Project*	PROGRAM	PHASE	FEDERAL	MATCH	2016	2017	2018	2019
Indiana Department of Transportation	1296639	Init.	I 94	Bridge Deck Overlay	EB Bridge over US 20 / US 35	LaPorte	0	Interstate		Bridge Construction	CN	\$715,500.00	\$79,500.00	\$795,000.00			
Indiana Department of Transportation	1296641	Init.	I 94	Bridge Deck Overlay	WB Bridge over US 20 / US 35	LaPorte	0	Interstate		Bridge Construction	CN	\$715,500.00	\$79,500.00	\$795,000.00			
Indiana Department of Transportation	1006717	Init.	I 94	Bridge Deck Replacement	EB Bridge over NICTD RR, 1.74 miles E of US20/35	LaPorte	0	Interstate		Bridge Construction	PE	\$45,000.00	\$5,000.00	\$50,000.00			
										Bridge Construction	CN	\$1,796,400.00	\$199,600.00	\$1,996,000.00			
Indiana Department of Transportation	1006718	Init.	I 94	Bridge Deck Replacement	WB Bridge over NICTD RR, 1.74 miles E of US20/35	LaPorte	0	Interstate		Bridge Consulting	PE	\$315,000.00	\$35,000.00	\$350,000.00			
										Bridge Construction	CN	\$1,863,000.00	\$207,000.00	\$2,070,000.00			
Indiana Department of Transportation	1006746	Init.	I 94	Small Structure Pipe Lining	0.86 mi E of US 421	LaPorte	0	Interstate		Bridge Consulting	PE	\$24,300.00	\$2,700.00	\$27,000.00			
										Bridge Construction	CN	\$298,800.00	\$33,200.00		\$332,000.00		
Indiana Department of Transportation	1006747	Init.	I 94	Small Structure Pipe Lining	1.31 mi E of US 421	LaPorte	0	Interstate		Bridge Consulting	PE	\$13,500.00	\$1,500.00	\$15,000.00			
										Bridge Construction	CN	\$323,100.00	\$35,900.00		\$359,000.00		
Indiana Department of Transportation	1006651	Init.	US 421	HMA Overlay, Preventive Maintenance	from US 6 (N Jct) to SR 2 (S Jct) within Town of Westville	LaPorte	1.989	STP		Road Construction	CN	\$560,000.00	\$140,000.00	\$700,000.00			
Indiana Department of Transportation	1296578	Init.	I 94	HMA Overlay, Preventive Maintenance	0.45 mi. W of US 20/35 (NS RR Bridge) to MI State Line	LaPorte	6.271	Interstate		Road Construction	CN	\$4,859,100.00	\$539,900.00		\$5,399,000.00		
Indiana Department of Transportation	1296913	Init.	I 94	Interchange Modification	EB I-94 to EB US 20/35 Ramp (La Porte Co.)	LaPorte	0	Interstate		Safety ROW	RW	\$45,000.00	\$5,000.00	\$50,000.00			
										Safety Construction	CN	\$1,495,800.00	\$166,200.00		\$1,662,000.00		
Indiana Department of Transportation	1296499	Init.	SR 8	Small Structure Replacement	2.79 miles W of SR 39	LaPorte	0	Safety		Bridge Construction	CN	\$76,000.00	\$19,000.00		\$95,000.00		
										Bridge ROW	RW	\$21,600.00	\$5,400.00	\$27,000.00			
										Bridge Consulting	PE	\$26,400.00	\$6,600.00	\$33,000.00			
Indiana Department of Transportation	1296500	Init.	SR 8	Small Structure Replacement	2.54 miles W of SR 39	LaPorte	0	STP		Bridge Consulting	PE	\$28,000.00	\$7,000.00	\$35,000.00			

*Estimated Costs left to Complete Project column is for costs that may extend beyond the four years of a STIP. This column is not fiscally constrained and is for information purposes.

Indiana Department of Transportation (INDOT)
 State Preservation and Local Initiated Projects FY 2016 - 2019

SPONSOR	DES	STIP NAME	ROUTE	WORK TYPE	LOCATION	DISTRICT	MILES	FEDERAL CATEGORY	Estimated Cost left to Complete Project*	PROGRAM	PHASE	FEDERAL	MATCH	2016	2017	2018	2019
Indiana Department of Transportation	1296500	Init.	SR 8	Small Structure Replacement	2.54 miles W of SR 39	LaPorte	0	STP		Bridge ROW	RW	\$25,600.00	\$6,400.00	\$32,000.00			
										Bridge Construction	CN	\$72,000.00	\$18,000.00		\$90,000.00		
Indiana Department of Transportation	1296921	Init.	SR 2	Centerline & Edge Line Rumble Stripes Installation	SR 2 from US 421, N. Jctn. to SR 39, W. Jctn.	LaPorte	9.188	STP		Safety Construction	CN	\$144,000.00	\$36,000.00	\$180,000.00			
Indiana Department of Transportation	1296943	Init.	US 20	Interchange Modification	US 20 at US 35/SR 212	LaPorte	0	STP		Mobility Consulting	PE	\$24,000.00	\$6,000.00	\$30,000.00			
										Mobility Construction	CN	\$433,600.00	\$108,400.00			\$542,000.00	
										Mobility ROW	RW	\$160,000.00	\$40,000.00	\$200,000.00			
Indiana Department of Transportation	1296367	Init.	SR 212	Bridge Painting	Bridge over US 35 and US 20 WBL	LaPorte	0	STP		Bridge Construction	CN	\$264,000.00	\$66,000.00	\$330,000.00			
Indiana Department of Transportation	1298125	Init.	US 20	HMA Overlay, Functional	From SR 212 to SR 39	LaPorte	4.801	STP		Road Construction	CN	\$3,818,400.00	\$954,600.00			\$4,773,000.00	
Indiana Department of Transportation	1298313	Init.	US 20	Intersect. Improv. W/ Added Turn Lanes	US 20 at CR 400W, 1.44 mi. E of US 35	LaPorte	0	STP		Safety Consulting	PE	\$90,400.00	\$22,600.00	\$113,000.00			
										Safety Construction	CN	\$693,600.00	\$173,400.00		\$42,000.00	\$825,000.00	
										Safety ROW	RW	\$156,000.00	\$39,000.00		\$195,000.00		
Indiana Department of Transportation	1298128	Init.	US 20	HMA Overlay, Functional	From SR 39 to SR 2	LaPorte	7.743	STP		Road Construction	CN	\$6,113,600.00	\$1,528,400.00			\$7,642,000.00	
Indiana Department of Transportation	1298404	Init.	US 20	Bridge Deck Replacement	Bridge over I-90	LaPorte	0	STP		Bridge Construction	CN	\$1,259,200.00	\$314,800.00			\$1,574,000.00	
Indiana Department of Transportation	1298068	Init.	SR 2	HMA Overlay, Functional	From 1.4 mi E of SR4 (Burson) to US 20	LaPorte	6.601	STP		Road Construction	CN	\$6,992,800.00	\$1,748,200.00			\$8,741,000.00	
Indiana Department of Transportation	1298562	Init.	US 35	Small Structure Replacement	0.61 mi. S of US-20 (35-46-204.30)	LaPorte	0	STP		Bridge Consulting	PE	\$28,720.00	\$7,180.00	\$35,900.00			
										Bridge Construction	CN	\$166,400.00	\$41,600.00		\$8,000.00	\$200,000.00	
										Bridge ROW	RW	\$20,800.00	\$5,200.00		\$26,000.00		
LaPorte County	1383479	Init.	IR 1031	Bridge Replacement, Other Construction	CR 875 W, 0.10 Mile South of CR 400 N.	LaPorte	.1	STP		100% Local Funds	RW	\$0.00	\$5,000.00	\$5,000.00			

*Estimated Costs left to Complete Project column is for costs that may extend beyond the four years of a STIP. This column is not fiscally constrained and is for information purposes.

SPONSOR	DES	STIP NAME	ROUTE	WORK TYPE	LOCATION	DISTRICT	MILES	FEDERAL CATEGORY	Estimated Cost left to Complete Project*	PROGRAM	PHASE	FEDERAL	MATCH	2016	2017	2018	2019
LaPorte County	1383479	Init.	IR 1031	Bridge Replacement, Other Construction	CR 875 W, 0.10 Mile South of CR 400 N.	LaPorte	.1	STP		100% Local Funds	PE	\$0.00	\$0.00	\$0.00	\$0.00	\$0.00	\$0.00
										Local Bridge Program	CN	\$603,184.00	\$0.00		\$603,184.00		
										Local Bridge Program	PE	\$0.00	\$0.00	\$0.00	\$0.00	\$0.00	\$0.00
										Local Bridge Program	RW	\$40,000.00	\$0.00	\$40,000.00			
										100% Local Funds	CN	\$0.00	\$150,796.00		\$150,796.00		
Michigan City	0600369	Init.	VA VARI	Enhancement	NIPSCO Trail - East Phase	LaPorte	0	STP		Local Trans Enhancement Program	CN	\$0.00	\$0.00	\$0.00			
										100% Local Funds	CN	\$0.00	\$0.00	\$0.00			
LaPorte County	1400774	Init.	IR 1001	Bike/Pedestrian Facilities	Unincorporated Hanna, Rolling Prairie and Union Mills	LaPorte	1.52	STP		Local Transportation Alternatives	PE	\$0.00	\$0.00	\$0.00	\$0.00	\$0.00	\$0.00
										100% Local Funds	PE	\$0.00	\$0.00	\$0.00	\$0.00	\$0.00	\$0.00
										100% Local Funds	CN	\$0.00	\$79,000.00			\$79,000.00	
										Local Transportation Alternatives	CN	\$316,000.00	\$0.00			\$316,000.00	
LaPorte County	1401027	Init.	IR 1008	New Bridge, Other Construction	Replace Otis Road Bridge over Little Calumet River	LaPorte	.2	STP		100% Local Funds	PE	\$0.00	\$25,000.00	\$25,000.00			
										Demonstration Fund Program	PE	\$100,000.00	\$0.00	\$100,000.00			
										100% Local Funds	CN	\$0.00	\$272,390.00		\$272,390.00		
										100% Local Funds	RW	\$0.00	\$35,000.00	\$35,000.00			
										Demonstration Fund Program	CN	\$1,089,559.00	\$0.00		\$1,089,559.00		
										Demonstration Fund Program	RW	\$140,000.00	\$0.00	\$140,000.00			
Indiana Department of Transportation	1383706	Init.	SR 8	Bridge Replacement, Steel	Bridge Over Hanna Arm, 2.01 mi W of SR 39	LaPorte	0	STP		Bridge Construction	CN	\$547,365.60	\$136,841.40			\$684,207.00	

*Estimated Costs left to Complete Project column is for costs that may extend beyond the four years of a STIP. This column is not fiscally constrained and is for information purposes.

Indiana Department of Transportation (INDOT)
 State Preservation and Local Initiated Projects FY 2016 - 2019

SPONSOR	DES	STIP NAME	ROUTE	WORK TYPE	LOCATION	DISTRICT	MILES	FEDERAL CATEGORY	Estimated Cost left to Complete Project*	PROGRAM	PHASE	FEDERAL	MATCH	2016	2017	2018	2019
Indiana Department of Transportation	1383706	Init.	SR 8	Bridge Replacement, Steel	Bridge Over Hanna Arm, 2.01 mi W of SR 39	LaPorte	0	STP		Bridge Consulting	PE	\$145,600.00	\$36,400.00	\$73,000.00	\$32,000.00	\$77,000.00	
										Bridge ROW	RW	\$24,000.00	\$6,000.00			\$30,000.00	
Indiana Department of Transportation	1383614	Init.	US 20	New Interchange Construction	at SR 2	LaPorte	0	STP		Safety Consulting	PE	\$2,260,000.00	\$565,000.00	\$2,825,000.00			
										Safety Construction	CN	\$10,998,400.00	\$2,749,600.00			\$13,748,000.00	
										Safety ROW	RW	\$160,000.00	\$40,000.00		\$200,000.00		
Indiana Department of Transportation	1383718	Init.	I 94	Other Type Project (Miscellaneous)	3.21 mi E of US 421, Jack and Bore replacement structure	LaPorte	0	Interstate		Bridge ROW	RW	\$11,700.00	\$1,300.00		\$13,000.00		
										Bridge Construction	CN	\$310,500.00	\$34,500.00			\$345,000.00	
										Bridge Consulting	PE	\$124,650.00	\$13,850.00	\$138,500.00			
Indiana Department of Transportation	1383572	Init.	SR 39	HMA Overlay, Structural	From US 20 to the Michigan State Line	LaPorte	7.05	STP		Road Consulting	PE	\$8,000.00	\$2,000.00		\$10,000.00		
										Road Construction	CN	\$5,250,400.00	\$1,312,600.00			\$6,563,000.00	
Indiana Department of Transportation	1401586	Init.	US 35	Bridge Maintenance And Repair	2.45 mi S of US 6 over the Kankakee River	LaPorte	0	STP		Bridge Construction	CN	\$12,000.00	\$3,000.00		\$15,000.00		
Indiana Department of Transportation	1005589	Init.	IR 1001	Environmental Mitigation	NE quadrant of CR 525S and CR 800E	LaPorte	0	STP		Statewide Construction	CN	\$0.00	\$0.00		\$0.00		

LaPorte County Total

Federal: \$82,724,643.60 Match :\$18,497,867.40 2016: \$18,548,050.00 2017: \$16,699,254.00 2018: \$45,319,207.00 2019: \$20,656,000.00

*Estimated Costs left to Complete Project column is for costs that may extend beyond the four years of a STIP. This column is not fiscally constrained and is for information purposes.

Indiana Department of Transportation (INDOT)
 State Preservation and Local Initiated Projects FY 2016 - 2019

SPONSOR	DES	STIP NAME	ROUTE	WORK TYPE	LOCATION	DISTRICT	MILES	FEDERAL CATEGORY	Estimated Cost left to Complete Project*	PROGRAM	PHASE	FEDERAL	MATCH	2016	2017	2018	2019
Lawrence County																	
Indiana Department of Transportation	0800799	Init.	SR 54	Small Structure Replacement	2.17 mile West of SR 58	Vincennes	0	STP		Bridge ROW	RW	\$24,000.00	\$6,000.00	\$30,000.00			
										Bridge Construction	CN	\$238,400.00	\$59,600.00	\$50,000.00	\$248,000.00		
Indiana Department of Transportation	1006115	Init.	SR 58	Small Structure Replacement	1.71 miles West of SR446	Vincennes	0	STP		Bridge ROW	RW	\$9,600.00	\$2,400.00	\$12,000.00			
										Bridge Consulting	PE	\$5,280.00	\$1,320.00	\$6,600.00			
										Bridge Construction	CN	\$212,977.60	\$53,244.40	\$30,000.00	\$236,222.00		
Indiana Department of Transportation	1296608	Init.	SR 58	Small Structure Replacement	9.12 mile E of S Jct of SR37	Vincennes	0	STP		Bridge Construction	CN	\$225,862.40	\$56,465.60	\$30,000.00	\$252,328.00		
										Bridge ROW	RW	\$13,600.00	\$3,400.00	\$17,000.00			
										Bridge Consulting	PE	\$5,600.00	\$1,400.00	\$7,000.00			
Indiana Department of Transportation	1296616	Init.	SR 60	Small Structure Pipe Lining	3.99 mile E of Jct of US50	Vincennes	0	STP		Bridge ROW	RW	\$4,800.00	\$1,200.00	\$6,000.00			
										Bridge Construction	CN	\$72,852.80	\$18,213.20		\$91,066.00		
Indiana Department of Transportation	1296811	Init.	US 50	Bridge Deck Overlay	Over SOO RR and Spider Creek, 1.03 mi E of SR37	Vincennes	0	NHPP		Bridge Consulting	PE	\$32,000.00	\$8,000.00	\$40,000.00			
										Bridge Construction	CN	\$980,000.00	\$245,000.00			\$1,225,000.00	
Indiana Department of Transportation	1382561	Init.	SP PARK	Institution & Park Road Maintenance	Spring Mill State Park, replace 16 deteriorating culverts- See Log for locations	Vincennes	0	STP		DNR/INST Construction	CN	\$328,800.00	\$82,200.00		\$411,000.00		
Bedford	1382767	Init.	ST 1015	Bike/Pedestrian Facilities	Stellar Comm-Bedford Streetscapes along Limestone Trail - Phase 1	Vincennes	0	STP		Local Transportation Alternatives	CN	\$625,152.00	\$0.00	\$625,152.00			
										100% Local Funds	CN	\$0.00	\$401,968.00	\$401,968.00			
Bedford	1382770	Init.	ST 1015	Bike/Pedestrian Facilities	Stellar Comm-Bedford Streetscapes along Limestone Trail -Phase 2	Vincennes	0	STP		Local Transportation Alternatives	CN	\$625,152.00	\$0.00	\$625,152.00			
										100% Local Funds	CN	\$0.00	\$401,968.00	\$401,968.00			
Bedford	1382771	Init.	ST 1016	Bike/Pedestrian Facilities	Stellar Comm- Limestone Trail connecting downtown Bedford to Milwaukee Corridor	Vincennes	0	STP		Local Transportation Alternatives	PE	\$18,640.00	\$0.00	\$18,640.00			

*Estimated Costs left to Complete Project column is for costs that may extend beyond the four years of a STIP. This column is not fiscally constrained and is for information purposes.

Indiana Department of Transportation (INDOT)
 State Preservation and Local Initiated Projects FY 2016 - 2019

SPONSOR	DES	STIP NAME	ROUTE	WORK TYPE	LOCATION	DISTRICT	MILES	FEDERAL CATEGORY	Estimated Cost left to Complete Project*	PROGRAM	PHASE	FEDERAL	MATCH	2016	2017	2018	2019
Bedford	1382771	Init.	ST 1016	Bike/Pedestrian Facilities	Stellar Comm- Limestone Trail connecting downtown Bedford to Milwaukee Corridor	Vincennes	0	STP		100% Local Funds	PE	\$0.00	\$4,660.00	\$4,660.00			
										Local Transportation Alternatives	CN	\$2,256,023.20	\$0.00	\$2,256,023.20			
										100% Local Funds	CN	\$0.00	\$564,005.80	\$564,005.80			
Lawrence County	1382191	Init.	IR 1004	Bridge Inspections	Inspection and re-inspection of bridges 20 feet or greater in length	Vincennes	0	Multiple		Local Bridge Program	CN	\$0.00	\$0.00	\$0.00	\$0.00	\$0.00	\$0.00
										100% Local Funds	PE	\$0.00	\$0.00	\$0.00	\$0.00	\$0.00	\$0.00
										Local Bridge Program	PE	\$0.00	\$0.00	\$0.00	\$0.00	\$0.00	\$0.00
Indiana Department of Transportation	1298403	Init.	SR 58	Small Structure Replacement	1.67 miles East of SR 446	Seymour	0	STP		Bridge ROW	RW	\$37,798.40	\$9,449.60		\$47,248.00		
										Bridge Construction	PE	\$1,260.00	\$315.00		\$1,575.00		
										Bridge Construction	CN	\$295,260.80	\$73,815.20			\$369,076.00	
Indiana Department of Transportation	1298406	Init.	SR 58	Small Structure Replacement	2.56 miles East of SR 446	Seymour	0	STP		Bridge ROW	RW	\$30,833.60	\$7,708.40		\$38,542.00		
										Bridge Construction	PE	\$1,028.00	\$257.00			\$1,285.00	
										Bridge Construction	CN	\$240,861.60	\$60,215.40			\$301,077.00	
Indiana Department of Transportation	1298221	Init.	SR 37	Intersection Improvement, Roundabout	2.98 mile N of S Jct of SR 58, Intersection of SR 37 and SR 54/SR 58	Vincennes	.15	STP		Safety ROW	RW	\$80,000.00	\$20,000.00	\$100,000.00			
										Safety Construction	CN	\$1,546,112.00	\$386,528.00			\$1,932,640.00	
										Safety Consulting	PE	\$24,000.00	\$6,000.00	\$30,000.00			
Indiana Department of Transportation	1400267	Init.	SR 37	Bridge Maintenance And Repair	Bridge Over CSX RR NBL, 0.38 Mile North of SR 60	Vincennes	0	NHPP		Bridge Construction	CN	\$120,920.00	\$30,230.00	\$151,150.00			
Indiana Department of Transportation	1400268	Init.	SR 37	Bridge Maintenance And Repair	Bridge Over CSX RR SBL, 0.38 Mile North of SR 60	Vincennes	0	NHPP		Bridge Construction	CN	\$143,978.40	\$35,994.60	\$179,973.00			
Indiana Department of Transportation	1400269	Init.	US 50	Bridge Maintenance And Repair	Bridge Over Old US 50 EBL, 1.70 Miles East of SR 37	Vincennes	0	NHPP		Bridge Consulting	PE	\$0.00	\$0.00	\$0.00			

*Estimated Costs left to Complete Project column is for costs that may extend beyond the four years of a STIP. This column is not fiscally constrained and is for information purposes.

Indiana Department of Transportation (INDOT)
 State Preservation and Local Initiated Projects FY 2016 - 2019

SPONSOR	DES	STIP NAME	ROUTE	WORK TYPE	LOCATION	DISTRICT	MILES	FEDERAL CATEGORY	Estimated Cost left to Complete Project*	PROGRAM	PHASE	FEDERAL	MATCH	2016	2017	2018	2019
Indiana Department of Transportation	1400269	Init.	US 50	Bridge Maintenance And Repair	Bridge Over Old US 50 EBL, 1.70 Miles East of SR 37	Vincennes	0	NHPP		Bridge Construction	CN	\$0.00	\$0.00	\$0.00			
Bedford	1400588	Init.	ST 1017	Historical Site Preservation	Milwaukee Depot relocation and rehabilitation in Beford Indiana	Vincennes	0	STP		100% Local Funds	CN	\$0.00	\$636,267.90	\$636,267.90			
										Local Trans Enhancement Program	CN	\$1,666,565.00	\$0.00	\$1,666,565.00			
Indiana Department of Transportation	1400125	Init.	US 50	Small Structure Replacement	2.05 miles West SR 60	Vincennes	0	NHPP		Bridge ROW	RW	\$61,600.00	\$15,400.00			\$77,000.00	
										Bridge Consulting	PE	\$83,200.00	\$20,800.00	\$104,000.00			
										Bridge Construction	CN	\$368,000.00	\$92,000.00				\$460,000.00
Indiana Department of Transportation	1400129	Init.	SR 60	Small Structure Replacement	2.80 miles E of US 50	Vincennes	0	STP		Bridge Construction	CN	\$202,400.00	\$50,600.00				\$253,000.00
										Bridge Consulting	PE	\$40,800.00	\$10,200.00	\$51,000.00			
										Bridge ROW	RW	\$7,200.00	\$1,800.00			\$9,000.00	
Indiana Department of Transportation	1401369	Init.	SR 60	Surface Treatment, Ultrathin Bonded Wearing Course	From US 50 to North Jct of SR 37	Vincennes	8.765	STP		Road Consulting	PE	\$84,480.00	\$21,120.00	\$105,600.00			
										Road Construction	CN	\$713,257.60	\$178,314.40	\$891,572.00			
Indiana Department of Transportation	1401370	Init.	SR 60	Surface Treatment, Ultrathin Bonded Wearing Course	From South Jct with SR 37 to 3.53 mile East of South Jct SR 37	Vincennes	3.534	STP		Road Construction	CN	\$257,209.60	\$64,302.40	\$321,512.00			

Lawrence County Total

Federal: \$11,685,505.00 Match :\$3,632,362.90 2016: \$9,363,808.90 2017: \$1,325,981.00 2018: \$3,915,078.00 2019: \$713,000.00

*Estimated Costs left to Complete Project column is for costs that may extend beyond the four years of a STIP. This column is not fiscally constrained and is for information purposes.

Indiana Department of Transportation (INDOT)
 State Preservation and Local Initiated Projects FY 2016 - 2019

SPONSOR	DES	STIP NAME	ROUTE	WORK TYPE	LOCATION	DISTRICT	MILES	FEDERAL CATEGORY	Estimated Cost left to Complete Project*	PROGRAM	PHASE	FEDERAL	MATCH	2016	2017	2018	2019
Madison County																	
Indiana Department of Transportation	0101432	Init.	I 69	Bridge Deck Overlay	SB bridge over Brandon Ditch, 1.14 miles N of SR 236	Greenfield	0	TA		Bridge Construction	CN	\$250,020.00	\$27,780.00			\$277,800.00	
Indiana Department of Transportation	0101433	Init.	I 69	Bridge Deck Overlay	NB bridge over Brandon Ditch, 1.14 miles N of SR 236	Greenfield	0	TA		Bridge Construction	CN	\$250,020.00	\$27,780.00			\$277,800.00	
Indiana Department of Transportation	1296576	Init.	I 69	Bridge Deck Overlay	NB bridge over Sly Fork, .23 miles S of SR-236	Greenfield	0	Interstate		Bridge Construction	CN	\$290,370.60	\$32,263.40			\$322,634.00	
Indiana Department of Transportation	1296579	Init.	I 69	Bridge Deck Overlay	SB bridge over Sly Fork, .23 miles S of SR-236	Greenfield	0	Interstate		Bridge Construction	CN	\$290,370.60	\$32,263.40			\$322,634.00	
Indiana Department of Transportation	1296582	Init.	I 69	Bridge Deck Overlay	I-69; at 0.42 mile N of SR 67 over Prairie Creek (I-69-22-04730 JBSB)	Greenfield	0	Interstate		Bridge Construction	CN	\$267,301.80	\$29,700.20			\$297,002.00	
Indiana Department of Transportation	1296945	Init.	I 69	Bridge Deck Overlay	I-69; at 0.42 mile N SR 67, Prairie Creek (I69-22-04730-CNBL) RP 22+85	Greenfield	0	Interstate		Bridge Construction	CN	\$263,250.90	\$29,250.10			\$292,501.00	
Indiana Department of Transportation	0014010	Init.	SR 9	HMA Overlay, Functional	From 2.10 miles N of S jct SR 9 (Fall Creek) to I-69	Greenfield	2.133	STP		Road Construction	CN	\$2,751,224.80	\$687,806.20		\$3,439,031.00		
Indiana Department of Transportation	0300002	Init.	SR 9	New Bridge, Other Construction	1.55 miles North of US 36 E jct(Prairie Creek)	Greenfield	.01	STP		Road Construction	CN	\$561,391.20	\$140,347.80		\$701,739.00		
Indiana Department of Transportation	0300319	Init.	SR 9	Traffic Signals Modernization	At Huntsville Road	Greenfield	.01	STP		Road Construction	CN	\$82,771.20	\$20,692.80		\$103,464.00		
Indiana Department of Transportation	0800430	Init.	SR 9	Environmental Mitigation	From 2.10 miles N of S jct SR 9 (Fall Creek) to I-69	Greenfield	2.133	STP		Road Construction	CN	\$58,316.80	\$14,579.20		\$72,896.00		
Indiana Department of Transportation	0800946	Init.	SR 38	Br Repl, Pres.Conc.I-Beam(Simple Span)	Bridge over Lick Creek, 1.6 miles W of SR 109	Greenfield	0	STP		Bridge ROW	RW	\$32,000.00	\$8,000.00	\$40,000.00			
										Bridge Construction	CN	\$551,420.00	\$137,855.00		\$689,275.00		
Indiana Department of Transportation	0201082	Init.	SR 38	Bridge Replacement, Other Construction	Bridge over Foster Branch, 2.94 miles E of SR 13	Greenfield	0	STP		Bridge ROW	RW	\$20,000.00	\$5,000.00	\$25,000.00			
										Bridge Construction	CN	\$409,684.80	\$102,421.20	\$512,106.00			
Indiana Department of Transportation	1006539	Init.	SR 9	Intersect. Improv. W/ Added Turn Lanes	at SR 236	Greenfield	.22	STP		Safety Construction	CN	\$285,769.60	\$71,442.40	\$357,212.00			
Indiana Department of Transportation	1006468	Init.	I 69	Replace Superstructure	1.67 miles North of SR 67 (CR 100W/Madison Ave over I-69)	Greenfield	0	Interstate		Bridge Construction	CN	\$888,382.80	\$98,709.20	\$987,092.00			
Indiana Department of Transportation	1006253	Init.	SR 9	Small Structure Replacement	3.928 mi. N. of SR 128	Greenfield	0	STP		Bridge Construction	CN	\$90,031.20	\$22,507.80		\$112,539.00		
										Bridge ROW	RW	\$20,000.00	\$5,000.00	\$25,000.00			

*Estimated Costs left to Complete Project column is for costs that may extend beyond the four years of a STIP. This column is not fiscally constrained and is for information purposes.

Indiana Department of Transportation (INDOT)
 State Preservation and Local Initiated Projects FY 2016 - 2019

SPONSOR	DES	STIP NAME	ROUTE	WORK TYPE	LOCATION	DISTRICT	MILES	FEDERAL CATEGORY	Estimated Cost left to Complete Project*	PROGRAM	PHASE	FEDERAL	MATCH	2016	2017	2018	2019
Indiana Department of Transportation	1006472	Init.	SR 38	Br Repl, Comp.Cont.Pres.Conc . I-Beam	0.31 miles West of SR-13 over Mud Creek	Greenfield	0	STP		Bridge Construction	CN	\$440,928.80	\$110,232.20		\$551,161.00		
										Bridge ROW	RW	\$24,000.00	\$6,000.00	\$30,000.00			
Indiana Department of Transportation	1006489	Init.	SR 9	Replace Superstructure	2.01 mile South US 36 over Lick Creek	Greenfield	0	STP		Bridge ROW	RW	\$40,000.00	\$10,000.00	\$50,000.00			
										Bridge Construction	CN	\$617,600.00	\$154,400.00		\$772,000.00		
Indiana Department of Transportation	1296842	Init.	SR 38	Curve Sign and Marking Visibility Improvements	SR 38; from SR 13 to I-69 (RP 66+59 - 70+48)	Greenfield	3.857	STP		Safety Construction	CN	\$26,376.80	\$6,594.20		\$32,971.00		
Indiana Department of Transportation	1296856	Init.	SR 13	HMA Overlay, Preventive Maintenance	from North Jct of SR-37 to Fairgrounds Road	Greenfield	2.973	STP		Road Construction	CN	\$514,996.80	\$128,749.20		\$643,746.00		
Indiana Department of Transportation	1297086	Init.	SR 32	Small Structure Replacement	SR 32; at 2.841 mile east SR 13 (SS-32-48-96.58)	Greenfield	0	STP		Bridge ROW	RW	\$20,000.00	\$5,000.00	\$25,000.00			
										Bridge Construction	CN	\$168,553.60	\$42,138.40		\$210,692.00		
Elwood	0800024	Init.	ST 1006	Bike/Pedestrian Facilities	South 'A' & 'B' and 16th Streets	Greenfield	0	STP		100% Local Funds	CN	\$0.00	\$180,760.40	\$180,760.40			
										Local Trans Enhancement Program	CN	\$0.00	\$0.00	\$0.00			
Elwood	1173759	Init.	ST 1001	Bike/Pedestrian Facilities	N. "J" St. and N. 19th St. in Elwood, near Elwood Elem. and Elwood Middle School	Greenfield	0	STP		Local Safety Program	CN	\$198,453.00	\$0.00	\$198,453.00			
										Local Safety Program	PE	\$10,475.00	\$0.00	\$10,475.00			
Elwood	1298667	Init.	ST 1001	Bike/Pedestrian Facilities	N. 19th Street in Elwood	Greenfield	0	STP		Local Safety Program	CN	\$177,191.00	\$0.00	\$177,191.00			
										Local Safety Program	PE	\$14,825.00	\$0.00	\$14,825.00			
Madison County	1297202	Init.	ST 1001	Br Repl, Conc. Beam Construction	8th Street Bridge over White River, .5 miles N of SR32, Anderson	Greenfield	0	STP		100% Local Funds	CN	\$0.00	\$18,500,000.00	\$18,500,000.00			
Indiana Department of Transportation	1382745	Init.	SR 9	Railroad Protection	SR 9 (Scatterfield Road)at CSX in Anderson	Greenfield	0	NHPP		Local Safety Program - 130	CN	\$280,000.00	\$0.00	\$280,000.00			
Indiana Department of Transportation	1382746	Init.	SR 9	Railroad Protection	SR 9 (Scatterfield Road)at CSX in Anderson	Greenfield	0	NHPP		Local Safety Program - 130	CN	\$280,000.00	\$0.00	\$280,000.00			
Indiana Department of Transportation	1382747	Init.	SR 32	Railroad Protection	SR 32 (14th Street) at NS RR in Anderson	Greenfield	0	NHPP		Local Safety Program - 130	CN	\$280,000.00	\$0.00	\$280,000.00			

*Estimated Costs left to Complete Project column is for costs that may extend beyond the four years of a STIP. This column is not fiscally constrained and is for information purposes.

SPONSOR	DES	STIP NAME	ROUTE	WORK TYPE	LOCATION	DISTRICT	MILES	FEDERAL CATEGORY	Estimated Cost left to Complete Project*	PROGRAM	PHASE	FEDERAL	MATCH	2016	2017	2018	2019
Indiana Department of Transportation	1298224	Init.	SR 38	Intersection Improvement, Roundabout	SR 38; I-69 NB and SB Ramps	Greenfield	.149	STP		Safety Construction	CN	\$1,512,124.80	\$378,031.20			\$1,890,156.00	
										Safety Consulting	PE	\$160,000.00	\$40,000.00	\$200,000.00			
Madison County	1382752	Init.	VA VARI	Bridge Inspections	Various Bridges in Madison County	Greenfield	0	STP		100% Local Funds	PE	\$0.00	\$39,740.00	\$1,480.00	\$38,260.00		
										Local Bridge Program	PE	\$158,960.00	\$0.00	\$5,920.00	\$153,040.00		

Madison County Total
 Federal: \$12,286,811.10 Match :\$21,095,044.30 2016: \$22,180,514.40 2017: \$7,520,814.00 2018: \$3,680,527.00 2019:

*Estimated Costs left to Complete Project column is for costs that may extend beyond the four years of a STIP. This column is not fiscally constrained and is for information purposes.

Indiana Department of Transportation (INDOT)
 State Preservation and Local Initiated Projects FY 2016 - 2019

SPONSOR	DES	STIP NAME	ROUTE	WORK TYPE	LOCATION	DISTRICT	MILES	FEDERAL CATEGORY	Estimated Cost left to Complete Project*	PROGRAM	PHASE	FEDERAL	MATCH	2016	2017	2018	2019
Marion County																	
Indiana Department of Transportation	1296551	Init.	I 70	Bridge Deck Overlay	over Harding St and CSX RR ; 2.36 mile S of I -65	Greenfield	0	Interstate		Bridge Construction	CN	\$0.00	\$0.00	\$0.00			
Indiana Department of Natural Resources	1401067	Init.	VA 1073	Other Type Project (Miscellaneous)	Administration 2014 RTP	Multiple Districts	0	STP		Recreational Trails Program	PE	\$84,120.00	\$0.00	\$39,536.40	\$44,583.60		
Indiana Department of Transportation	0013870	Init.	SR 135	Pavement Replacement, HMA	Fr .52 mi S of US 31 to US 31	Greenfield	.472	STP		Road Construction	CN	\$1,848,547.20	\$462,136.80		\$2,310,684.00		
Indiana Department of Transportation	1006188	Init.	US 31	Intersect. Improv. W/ Added Turn Lanes	.35 mile S of I-465 at Thompson Road	Greenfield	0	STP		Mobility Construction	CN	\$426,203.20	\$106,550.80		\$532,754.00		
Indiana Department of Transportation	0100721	Init.	US 31	HMA Overlay, Functional	From 1.55 mi S I-465 (Beechwood Ln) to 0.39 mi N I-465 (Mills Ave)	Greenfield	1.962	STP		Road Construction	CN	\$2,228,685.60	\$557,171.40			\$2,785,857.00	
Indiana Department of Transportation	0710392	Init.	US 40	HMA Overlay, Preventive Maintenance	From 1.70 mi W of I-465 to 0.40 mi W of I-465	Greenfield	1.289	NHPP		Road Construction	CN	\$751,245.60	\$187,811.40		\$939,057.00		
Indiana Department of Transportation	0900324	Init.	I 65	Bridge Deck Patching	7 Streets RR, Monorail	Greenfield	0	Interstate		Bridge Construction	CN	\$4,329,972.90	\$481,108.10	\$4,811,081.00			
Indiana Department of Transportation	0900359	Init.	I 65	Bridge Painting	7 Streets, RR, Monorail	Greenfield	0	Interstate		Bridge Construction	CN	\$555,633.90	\$61,737.10	\$617,371.00			
Indiana Department of Transportation	1005812	Init.	I 70	Bridge Deck Overlay	Bridge on ramp from Indianapolis mid-field terminal access to EB I-70 over I-70	Greenfield	0	Interstate		Bridge Construction	CN	\$597,376.80	\$66,375.20		\$663,752.00		
Indiana Department of Transportation	1006247	Init.	I 465	Small Structure Pipe Lining	2.920 mi. E. of SR 431	Greenfield	0	Interstate		Bridge Construction	CN	\$633,275.10	\$70,363.90	\$703,639.00			
Indiana Department of Transportation	1173698	Init.	I 465	Added Travel Lanes	Exit ramp from EB I-465 to US 421(Michigan Road)	Greenfield	0	Interstate		Mobility Construction	CN	\$355,518.90	\$39,502.10		\$395,021.00		
Indiana Department of Transportation	1173700	Init.	I 465	Added Travel Lanes	Entrance ramp from US 421 (Michigan Road) to EB I-465	Greenfield	0	Interstate		Mobility Construction	CN	\$648,087.30	\$72,009.70		\$720,097.00		
Indiana Department of Transportation	1173701	Init.	I 465	Added Travel Lanes	Entrance Ramp from US 421 (Michigan Road) to WB I-465	Greenfield	0	Interstate		Mobility Construction	CN	\$680,079.60	\$75,564.40		\$755,644.00		
Indiana Department of Transportation	1173704	Init.	I 465	Added Travel Lanes	Exit ramp from WB I-465 to US 421 (Michigan Road)	Greenfield	0	Interstate		Mobility Construction	CN	\$350,015.40	\$38,890.60		\$388,906.00		
Indiana Department of Transportation	1173721	Init.	I 65	Concrete Pavement Restoration (CPR)	I-65 from Morris St exit ramp to the N split of the inner loop	Greenfield	1.048	Interstate		Road Construction	CN	\$973,253.70	\$108,139.30	\$1,081,393.00			
Indiana Department of Transportation	1296835	Init.	I 465	Concrete Pavement Restoration (CPR)	from I-70 to 0.50 mi E SR 37	Greenfield	9.342	Interstate		Road Construction	CN	\$4,901,515.20	\$544,612.80	\$5,446,128.00			
Indiana Department of Transportation	1296592	Init.	I 65	Bridge Deck Overlay	0.33 mile N I-465 Hanna Ave	Greenfield	0	Interstate		Bridge Construction	CN	\$291,791.70	\$32,421.30	\$324,213.00			
Indianapolis	0902315	Init.	ST 1001	Bike/Pedestrian Facilities	St Thomas Aquinas School neighborhood	Greenfield	0	STP		Local Safety Program	RW	\$26,000.00	\$0.00	\$26,000.00			

*Estimated Costs left to Complete Project column is for costs that may extend beyond the four years of a STIP. This column is not fiscally constrained and is for information purposes.

Indiana Department of Transportation (INDOT)
 State Preservation and Local Initiated Projects FY 2016 - 2019

SPONSOR	DES	STIP NAME	ROUTE	WORK TYPE	LOCATION	DISTRICT	MILES	FEDERAL CATEGORY	Estimated Cost left to Complete Project*	PROGRAM	PHASE	FEDERAL	MATCH	2016	2017	2018	2019
Indianapolis	0902315	Init.	ST 1001	Bike/Pedestrian Facilities	St Thomas Aquinas School neighborhood	Greenfield	0	STP		Local Safety Program	PE	\$0.00	\$0.00	\$0.00	\$0.00	\$0.00	\$0.00
										Local Safety Program	CN	\$482,440.00	\$0.00	\$482,440.00			
Indiana Department of Transportation	1006353	Init.	I 65	Br Repl, Cont. Pres. Conc. Blub T-Beam(SMPL)	1.15 N of I-465 NB over Keystone Ave.	Greenfield	0	Interstate		Bridge Construction	CN	\$1,848,828.60	\$205,425.40		\$2,054,254.00		
Indiana Department of Transportation	1006354	Init.	I 65	Br Repl, Cont. Pres. Conc. Blub T-Beam(SMPL)	1.15 N of I-465 SB over Keystone Ave.	Greenfield	0	Interstate		Bridge Construction	CN	\$1,848,828.60	\$205,425.40		\$2,054,254.00		
Indiana Department of Transportation	1296520	Init.	US 36	Box Culvert Replacement	5.87 miles east of I-465	Greenfield	0	STP		Bridge Construction	PE	\$8,000.00	\$2,000.00	\$10,000.00			
										Bridge Construction	CN	\$692,675.20	\$173,168.80		\$865,844.00		
Indiana Department of Transportation	1296595	Init.	I 70	Bridge Painting	0.49 miles East of I-465 (Franklin Rd)	Greenfield	0	Interstate		Bridge Construction	CN	\$164,430.00	\$18,270.00		\$182,700.00		
Indiana Department of Transportation	1296651	Init.	US 52	Br Repl, Comp.Cont.Pres.Conc I-Beam	3.27 miles East of I-465 (Grassy Creek)	Greenfield	0	STP		Bridge ROW	RW	\$12,000.00	\$3,000.00	\$15,000.00			
										Bridge Construction	CN	\$796,874.40	\$199,218.60		\$996,093.00		
Indiana Department of Transportation	1173697	Init.	I 70	Added Travel Lanes	EB Added Travel Lane from Franklin Way Overpass to Post Road	Greenfield	.867	Interstate		Mobility Construction	CN	\$820,620.90	\$91,180.10		\$911,801.00		
Indiana Department of Transportation	1173926	Init.	I 70	Bridge Maintenance And Repair	I-70WB ramp to I-465; SB bridge over I-70,0.16 mi E of I-465 (RP89+49)	Greenfield	0	Interstate		Bridge Construction	CN	\$2,013,325.20	\$223,702.80	\$2,237,028.00			
Indiana Department of Transportation	1296631	Init.	I 65	Br Repl, Cont. Pres. Conc. Blub T-Beam(SMPL)	4.25 miles South of I-70	Greenfield	0	Interstate		Bridge Construction	CN	\$1,000,761.30	\$111,195.70		\$1,111,957.00		
Indiana Department of Transportation	1296728	Init.	I 65	Br Repl, Comp.Cont.Pres.Conc .Bulb T-Beam	4.2 miles South of I-70	Greenfield	0	Interstate		Bridge Construction	CN	\$1,000,761.30	\$111,195.70		\$1,111,957.00		
Indiana Department of Transportation	1296773	Init.	I 65	Br Repl, Comp.Cont.Pres.Conc .Bulb T-Beam	4.2 miles South of I-70	Greenfield	0	Interstate		Bridge Construction	CN	\$1,901,663.10	\$211,295.90		\$2,112,959.00		
Indiana Department of Transportation	1296776	Init.	I 65	Br Repl, Comp.Cont.Pres.Conc .Bulb T-Beam	4.2 miles South of I-70	Greenfield	0	Interstate		Bridge Construction	CN	\$1,897,209.90	\$210,801.10		\$2,108,011.00		
Indiana Department of Transportation	1296947	Init.	I 65	Br Repl, Comp.Cont.Pres.Conc .Bulb T-Beam	4.25 miles South of I-70	Greenfield	0	Interstate		Bridge Construction	CN	\$1,897,209.90	\$210,801.10		\$2,108,011.00		
Indiana Department of Transportation	1296950	Init.	I 65	Br Repl, Cont. Pres. Conc. Blub T-Beam(SMPL)	4.25 miles South of I-70	Greenfield	0	Interstate		Bridge Construction	CN	\$1,901,663.10	\$211,295.90		\$2,112,959.00		
Indiana Department of Transportation	1006357	Init.	I 70	Small Structure Pipe Lining	0.896 miles east of I-465 (W. Jct.)	Greenfield	0	Interstate		Bridge Construction	CN	\$465,663.60	\$51,740.40	\$517,404.00			

*Estimated Costs left to Complete Project column is for costs that may extend beyond the four years of a STIP. This column is not fiscally constrained and is for information purposes.

Indiana Department of Transportation (INDOT)
 State Preservation and Local Initiated Projects FY 2016 - 2019

SPONSOR	DES	STIP NAME	ROUTE	WORK TYPE	LOCATION	DISTRICT	MILES	FEDERAL CATEGORY	Estimated Cost left to Complete Project*	PROGRAM	PHASE	FEDERAL	MATCH	2016	2017	2018	2019
Indiana Department of Transportation	1006455	Init.	I 70	Bridge Deck Replacement	1.18 miles East of I-465 (Lynhurst Drive)	Greenfield	0	Interstate		Bridge Construction	CN	\$2,631,087.00	\$292,343.00		\$2,923,430.00		
Indiana Department of Transportation	1296610	Init.	I 70	Bridge Painting	1.18 miles East of I-465 (Lynhurst Drive)	Greenfield	0	Interstate		Bridge Construction	CN	\$185,882.40	\$20,653.60		\$206,536.00		
Indiana Department of Transportation	1296587	Init.	I 70	Bridge Painting	I-70; at 2.84 mile W of I-465 (Emerson Ave)(I-70-83-05708 B)	Greenfield	0	Interstate		Bridge Construction	CN	\$305,908.20	\$33,989.80		\$339,898.00		
Indiana Department of Natural Resources	1173222	Init.	VA 1073	Other Type Project (Miscellaneous)	Grassy Creek Park - Hard Surface Trail	Greenfield	0	STP		Recreational Trails Program	CN	\$124,000.00	\$0.00	\$124,000.00			
										100% Local Funds	CN	\$0.00	\$31,000.00	\$31,000.00			
Indiana Department of Natural Resources	1173233	Init.	VA VARI	Other Type Project (Miscellaneous)	Trails Education:Conference and Training	Greenfield	0	STP		Recreational Trails Program	PE	\$2,500.00	\$0.00	\$2,500.00			
Indiana Department of Natural Resources	1297548	Init.	VA VARI	Other Type Project (Miscellaneous)	RTP Admin RT 12001	Greenfield	0	STP		Recreational Trails Program	PE	\$38,163.00	\$0.00	\$38,163.00			
Lawrence	1006365	Init.	ST 1074	Bike/Pedestrian Facilities	SRTS @ 2 locations; on Fox Rd & on Richardt Ave.	Greenfield	0	STP		Local Safety Program	CN	\$211,079.00	\$0.00	\$211,079.00			
Indianapolis	1382084	Init.	VA VARI	Bridge Inspections	Marion Co. Inspection and Reinspection of all bridges 20 feet and longer	Greenfield	0	Multiple		100% Local Funds	PE	\$0.00	\$0.00	\$0.00	\$0.00	\$0.00	\$0.00
										Local Bridge Program	PE	\$0.00	\$0.00	\$0.00	\$0.00	\$0.00	\$0.00
										Local Bridge Program	CN	\$0.00	\$0.00	\$0.00	\$0.00	\$0.00	\$0.00
Indiana Department of Transportation	1298089	Init.	I 70	Small Structure Pipe Lining	3.95 miles East of EB split with I-65, North of Michigan Street	Greenfield	0	Interstate		Bridge Construction	CN	\$469,156.50	\$52,128.50			\$521,285.00	
Indiana Department of Transportation	1298160	Init.	I 65	Bridge Deck Overlay	0.16 miles North of I-465, SB Ramp over Lick Creek	Greenfield	0	Interstate		Bridge Consulting	PE	\$0.00	\$0.00	\$0.00	\$0.00	\$0.00	\$0.00
										Bridge Construction	CN	\$651,306.60	\$72,367.40			\$723,674.00	
Indianapolis	1298645	Init.	ST 1001	Bike/Pedestrian Facilities	Fox Rd from W of Amy Beverland School to N Halyard Way	Greenfield	0	STP		Local Safety Program	CN	\$0.00	\$0.00	\$0.00			
										Local Safety Program	PE	\$0.00	\$0.00	\$0.00	\$0.00	\$0.00	\$0.00
Indiana Department of Transportation	1298193	Init.	I 465	Br Repl, Comp.Cont.Pres.Conc .Bulb T-Beam	I-465; at 1.50 mile W of US 31, Ditch Road over I-465	Greenfield	0	Interstate		Bridge Consulting	PE	\$180,000.00	\$20,000.00	\$200,000.00			
										Bridge Construction	CN	\$2,103,571.80	\$233,730.20			\$2,337,302.00	

*Estimated Costs left to Complete Project column is for costs that may extend beyond the four years of a STIP. This column is not fiscally constrained and is for information purposes.

Indiana Department of Transportation (INDOT)
 State Preservation and Local Initiated Projects FY 2016 - 2019

SPONSOR	DES	STIP NAME	ROUTE	WORK TYPE	LOCATION	DISTRICT	MILES	FEDERAL CATEGORY	Estimated Cost left to Complete Project*	PROGRAM	PHASE	FEDERAL	MATCH	2016	2017	2018	2019
Indiana Department of Transportation	1298167	Init.	I 70	Bridge Rehabilitation Or Repair	1.72 miles West of I-65 over White River & 4 Streets	Greenfield	0	Interstate		Bridge Construction	CN	\$641,778.30	\$71,308.70			\$713,087.00	
Indiana Department of Transportation	1298168	Init.	I 70	Bridge Rehabilitation Or Repair	1.31 miles West of I-65 over West & Missouri Street	Greenfield	0	Interstate		Bridge Construction	CN	\$310,861.80	\$34,540.20			\$345,402.00	
Indiana Department of Transportation	1298178	Init.	I 70	Bridge Rehabilitation Or Repair	0.97 miles West of I-65 (ramp over Capital Ave)	Greenfield	0	Interstate		Bridge Construction	CN	\$300,834.00	\$33,426.00			\$334,260.00	
Indiana Department of Transportation	1298179	Init.	I 70	Bridge Rehabilitation Or Repair	1.16 miles West of I-65 (Over Kentwood Ave)	Greenfield	0	Interstate		Bridge Construction	CN	\$330,917.40	\$36,768.60			\$367,686.00	
Indiana Department of Transportation	1298184	Init.	I 70	Bridge Rehabilitation Or Repair	0.93 miles West of I-65 over I-70 EBL Exit Ramp	Greenfield	0	Interstate		Bridge Construction	CN	\$280,778.40	\$31,197.60			\$311,976.00	
Indiana Department of Transportation	1298185	Init.	I 70	Bridge Rehabilitation Or Repair	0.88 miles West of I-65 (over Meridian Street)	Greenfield	0	Interstate		Bridge Construction	CN	\$320,889.60	\$35,654.40			\$356,544.00	
Indiana Department of Transportation	1298188	Init.	I 70	Bridge Rehabilitation Or Repair	0.65 miles West of I-65 over Madison Ave & RR	Greenfield	0	Interstate		Bridge Construction	CN	\$396,097.20	\$44,010.80			\$440,108.00	
Indiana Department of Transportation	1296580	Init.	I 65	Bridge Deck Overlay	2.26 mile N I-70 over College Ave	Greenfield	0	Interstate		Bridge Construction	CN	\$798,772.50	\$88,752.50			\$887,525.00	
Indiana Department of Transportation	1296590	Init.	I 65	Bridge Deck Overlay	2.26 mile N of I-70	Greenfield	0	Interstate		Bridge Construction	CN	\$637,731.90	\$70,859.10			\$708,591.00	
Indiana Department of Transportation	1296613	Init.	I 65	Replace Superstructure	I-65; at 1.1 mile N I-70, CSX RR and Ohio ST (I-65-112-02431 A0	Greenfield	0	Interstate		Bridge Construction	CN	\$5,076,238.50	\$564,026.50			\$5,640,265.00	
Indiana Department of Transportation	1296620	Init.	I 65	Bridge Replacement, Concrete	0.92 miles North of I-70 (Washington ST -old US 40)	Greenfield	0	Interstate		Bridge Construction	CN	\$4,230,000.00	\$470,000.00			\$4,700,000.00	
Indiana Department of Transportation	1296648	Init.	I 65	Bridge Deck Reconstruction	I-65; at 2.26 N of I-70 College Ave (I-65-113-05748 ANBL)	Greenfield	0	Interstate		Bridge Construction	CN	\$1,028,267.10	\$114,251.90			\$1,142,519.00	
Indiana Department of Transportation	1296927	Init.	I 70	Bridge Deck Overlay	0.25 mile E I-65, Lewis St & Monon Trail	Greenfield	.06	Interstate		Bridge Construction	CN	\$2,514,142.80	\$279,349.20			\$2,793,492.00	
Indiana Department of Transportation	1296944	Init.	I 65	Bridge Deck Overlay	I-65; at 1.92 mile N I-70, East Tenth St (I65-113-05738-BSBL) RP 112.22	Greenfield	0	Interstate		Bridge Construction	CN	\$680,437.80	\$75,604.20			\$756,042.00	
Indiana Department of Transportation	1298158	Init.	I 65	Bridge Deck Overlay	I-65; at NB over Lick Creek, 0.16 mile N of I-465	Greenfield	0	Interstate		Bridge Consulting	PE	\$3,600,000.00	\$400,000.00	\$4,000,000.00			
										Bridge Construction	CN	\$3,031,067.70	\$336,785.30			\$3,367,853.00	
Indiana Department of Transportation	1298159	Init.	I 65	Bridge Deck Overlay	I-65; at SB over Lick Creek, 0.16 mile N of I-465	Greenfield	0	Interstate		Bridge Construction	CN	\$2,269,280.70	\$252,142.30			\$2,521,423.00	
Indiana Department of Transportation	1298261	Init.	I 65	Bridge Deck Overlay	I-65; at 1.00 mile N of I-70 over Market Street	Greenfield	0	Interstate		Bridge Construction	CN	\$2,224,883.70	\$247,209.30			\$2,472,093.00	

*Estimated Costs left to Complete Project column is for costs that may extend beyond the four years of a STIP. This column is not fiscally constrained and is for information purposes.

Indiana Department of Transportation (INDOT)
 State Preservation and Local Initiated Projects FY 2016 - 2019

SPONSOR	DES	STIP NAME	ROUTE	WORK TYPE	LOCATION	DISTRICT	MILES	FEDERAL CATEGORY	Estimated Cost left to Complete Project*	PROGRAM	PHASE	FEDERAL	MATCH	2016	2017	2018	2019
Indiana Department of Transportation	1298262	Init.	I 65	New Bridge, Steel Construction	1.19 miles North of I-70 over New York Street	Greenfield	0	Interstate		Bridge Construction	CN	\$3,997,436.40	\$444,159.60			\$4,441,596.00	
Indiana Department of Transportation	1298264	Init.	I 65	Bridge Deck Overlay	I-65; at 1.39 mile N of I-70 over Michigan Street (BNBL)	Greenfield	0	Interstate		Bridge Construction	CN	\$906,061.50	\$100,673.50			\$1,006,735.00	
Indiana Department of Transportation	1298265	Init.	I 65	Bridge Deck Overlay	I-65; at 1.39 mile N of I-70, over Michigan Street (ASBL)	Greenfield	0	Interstate		Bridge Construction	CN	\$1,198,014.30	\$133,112.70			\$1,331,127.00	
Indiana Department of Transportation	1298267	Init.	I 65	Bridge Deck Overlay	I-65; at 1.43 mile N of I-70, over I-65 ramp NB	Greenfield	0	Interstate		Bridge Construction	CN	\$1,117,476.00	\$124,164.00			\$1,241,640.00	
Indiana Department of Transportation	1298268	Init.	I 65	Bridge Deck Overlay	I-65; at 1.65 mile N of I-70, over St. Clair Street (ANBL)	Greenfield	0	Interstate		Bridge Construction	CN	\$1,419,496.20	\$157,721.80			\$1,577,218.00	
Indiana Department of Transportation	1298269	Init.	I 65	Bridge Deck Overlay	I-65; at 1.65 mile N of I-70, over St. Clair Street (ASBL)	Greenfield	0	Interstate		Bridge Construction	CN	\$1,439,631.00	\$159,959.00			\$1,599,590.00	
Indiana Department of Transportation	1298270	Init.	I 65	Bridge Deck Overlay	I-65; at 2.12 mile N of I-70 over proposed ramp (BNBL)	Greenfield	0	Interstate		Bridge Construction	CN	\$755,051.40	\$83,894.60			\$838,946.00	
Indiana Department of Transportation	1298271	Init.	I 65	Bridge Deck Overlay	I-65; at 2.12 mile N of I-70, ramp over I-70 WB and CD	Greenfield	0	Interstate		Bridge Construction	CN	\$1,006,734.60	\$111,859.40			\$1,118,594.00	
Indiana Department of Transportation	1298272	Init.	I 65	Bridge Deck Overlay	I-65; at 2.21 mile N of I-70, over I-70 WBL & I-65 ramp (BSBL)	Greenfield	0	Interstate		Bridge Construction	CN	\$825,522.30	\$91,724.70			\$917,247.00	
Indiana Department of Transportation	1298273	Init.	I 65	Bridge Deck Overlay	I-65; at 2.21 mile N of I-70, over I-70 WBL and ramp (BNBL)	Greenfield	0	Interstate		Bridge Construction	CN	\$825,522.30	\$91,724.70			\$917,247.00	
Indiana Department of Transportation	1298276	Init.	I 65	Replace Superstructure	I-65; at 2.26 mile N of I-70, over College Ave (05745A)	Greenfield	0	Interstate		Bridge Construction	CN	\$1,254,678.30	\$139,408.70			\$1,394,087.00	
Indiana Department of Transportation	1298277	Init.	I 65	Replace Superstructure	I-65; at 2.26 mile N of I-70, over College Ave (05746A)	Greenfield	0	Interstate		Bridge Construction	CN	\$652,432.50	\$72,492.50			\$724,925.00	
Indiana Department of Transportation	1298278	Init.	I 65	Bridge Deck Overlay	I-65; at 2.52 mile N of I-70, over Central Ave	Greenfield	0	Interstate		Bridge Construction	CN	\$1,661,112.00	\$184,568.00			\$1,845,680.00	
Indiana Department of Transportation	1298279	Init.	I 65	Bridge Deck Overlay	I-65; at 3.61 mile N of I-70, I-65 Ramp (5670)	Greenfield	0	Interstate		Bridge Construction	CN	\$1,256,264.10	\$139,584.90			\$1,395,849.00	
Indiana Department of Transportation	1298280	Init.	I 65	Bridge Deck Overlay	I-65; at 3.61 mile N of I-70, over Ramp I-S-N	Greenfield	0	Interstate		Bridge Construction	CN	\$956,398.50	\$106,266.50			\$1,062,665.00	
Indiana Department of Transportation	1298281	Init.	I 65	Bridge Deck Overlay	I-65; at 3.65 mile N of I-70, over ramp I-S-N	Greenfield	0	Interstate		Bridge Construction	CN	\$1,067,139.00	\$118,571.00			\$1,185,710.00	
Indiana Department of Transportation	1298282	Init.	I 70	Bridge Deck Overlay	0.15 miles West of I-65 over I-65 SBL	Greenfield	0	Interstate		Bridge Construction	CN	\$552,756.60	\$61,417.40			\$614,174.00	
Indiana Department of Transportation	1298283	Init.	I 65	Bridge Deck Replacement	I65 EB & I65 NB over East 10th Street, 1.92 mile N of I-70	Greenfield	0	Interstate		Bridge Construction	CN	\$1,937,964.60	\$215,329.40			\$2,153,294.00	

*Estimated Costs left to Complete Project column is for costs that may extend beyond the four years of a STIP. This column is not fiscally constrained and is for information purposes.

Indiana Department of Transportation (INDOT)
 State Preservation and Local Initiated Projects FY 2016 - 2019

SPONSOR	DES	STIP NAME	ROUTE	WORK TYPE	LOCATION	DISTRICT	MILES	FEDERAL CATEGORY	Estimated Cost left to Complete Project*	PROGRAM	PHASE	FEDERAL	MATCH	2016	2017	2018	2019
Indiana Department of Transportation	1298284	Init.	I 70	Bridge Deck Overlay	0.47 miles East of I-65 (I-70 over I65 NBL)	Greenfield	0	Interstate		Bridge Construction	CN	\$1,296,464.40	\$144,051.60			\$1,440,516.00	
Indiana Department of Transportation	1298285	Init.	I 70	Bridge Deck Overlay	0.32 miles East of I-65 (I-70 & Ramp over Proposed Ramp)	Greenfield	0	Interstate		Bridge Construction	CN	\$1,527,617.70	\$169,735.30			\$1,697,353.00	
Indiana Department of Transportation	1298649	Init.	I 65	Replace Superstructure	I65; at 0.13 mile S of I-70 over Morris & Prospect Street I65-111-05713 ANBL	Greenfield	0	Interstate		Bridge Construction	CN	\$802,994.40	\$89,221.60			\$892,216.00	
Indiana Department of Transportation	1383301	Init.	I 70	Bridge Deck Replacement	I-70 WB Bridge Over EAST 10TH STREET, 0.52 Miles E I-65	Greenfield	0	Interstate		Bridge Construction	CN	\$1,855,907.10	\$206,211.90			\$2,062,119.00	
										Bridge Consulting	PE	\$166,500.00	\$18,500.00	\$185,000.00			
Indiana Department of Transportation	1298087	Init.	I 70	Small Structure Replacement	I-70; 4.123 mile E of I-465 (located below Tibbs Ave S side bridge str)	Greenfield	0	Interstate		Bridge Construction	CN	\$301,185.00	\$33,465.00			\$334,650.00	
Indiana Department of Natural Resources	1383359	Init.	SP INST	Institution & Park Road Maintenance	Womens Prison, Ft Harrison, School Blind, School Deaf	Greenfield	0	STP		DNR/INST Construction	CN	\$150,000.00	\$37,500.00	\$187,500.00			
Indiana Department of Natural Resources	1383362	Init.	SP FAIR	Institution & Park Road Maintenance	Indiana State Fair Grounds	Greenfield	0	STP		DNR/INST Construction	CN	\$80,000.00	\$20,000.00	\$100,000.00			
Indiana Department of Natural Resources	1383373	Init.	SP FAIR	Institution & Park Road Maintenance	Indiana State Fair Grounds	Greenfield	0	STP		DNR/INST Construction	CN	\$80,000.00	\$20,000.00		\$100,000.00		
Indiana Department of Transportation	1400337	Init.	I 65	Debris Removal From Channel	4.33 Miles N I-70	Greenfield	0	Interstate		Bridge Construction	CN	\$559,238.40	\$62,137.60	\$621,376.00			
Indiana Department of Transportation	1400344	Init.	I 70	Bridge Deck Overlay	3.9 Miles W I-65	Greenfield	0	Interstate		Bridge Construction	CN	\$239,208.30	\$26,578.70	\$265,787.00			
Indiana Department of Transportation	1400034	Init.	I 465	Br Repl, Comp. Cont. Conc. Construction	1.22 Miles W US 421	Greenfield	0	Interstate		Bridge ROW	RW	\$9,000.00	\$1,000.00				\$10,000.00
										Bridge Consulting	PE	\$1,267,200.00	\$140,800.00	\$1,408,000.00			
										Bridge Construction	CN	\$5,363,355.60	\$595,928.40				\$5,959,284.00
Indiana Department of Transportation	1400035	Init.	I 465	Br Repl, Comp. Cont. Conc. Construction	1.22 Miles W US 421	Greenfield	0	Interstate		Bridge Consulting	PE	\$0.00	\$0.00	\$0.00			
										Bridge Construction	CN	\$5,363,355.60	\$595,928.40				\$5,959,284.00
										Bridge ROW	RW	\$9,000.00	\$1,000.00				\$10,000.00
Indiana Department of Transportation	1401438	Init.	I 70	Bridge Deck Overlay	over Harding Street and CSX RR; 2.36 Miles West of I-65	Greenfield	0	Interstate		Bridge Construction	CN	\$1,091,474.10	\$121,274.90	\$1,212,749.00			

*Estimated Costs left to Complete Project column is for costs that may extend beyond the four years of a STIP. This column is not fiscally constrained and is for information purposes.

Indiana Department of Transportation (INDOT)
 State Preservation and Local Initiated Projects FY 2016 - 2019

SPONSOR	DES	STIP NAME	ROUTE	WORK TYPE	LOCATION	DISTRICT	MILES	FEDERAL CATEGORY	Estimated Cost left to Complete Project*	PROGRAM	PHASE	FEDERAL	MATCH	2016	2017	2018	2019
Indiana Department of Transportation	1401446	Init.	I 70	Bridge Thin Deck Overlay	RAMP I-465 SB-I-70 EB Over I-70, I-70 WB CD; 0.13 Miles W of I-465	Greenfield	0	Interstate		Bridge Construction	CN	\$212,502.60	\$23,611.40		\$236,114.00		
Indiana Department of Transportation	1401448	Init.	I 465	Bridge Thin Deck Overlay	RAMP I-70 EB-I-465 NB Over I-465 NB/SB; 0.12 Miles S OF I-70	Greenfield	0	Interstate		Bridge Construction	CN	\$183,820.50	\$20,424.50		\$204,245.00		
Indiana Department of Transportation	1401449	Init.	I 465	Bridge Thin Deck Overlay	NB Over I-465 SB TO I-70 EB RAMP; 0.07 Miles S I-70	Greenfield	0	Interstate		Bridge Construction	CN	\$127,395.00	\$14,155.00		\$141,550.00		
Indiana Department of Transportation	1401450	Init.	I 465	Bridge Thin Deck Overlay	SB Over I-465 SB TO I-70 EB RAMP; 0.07 Miles S I-70	Greenfield	0	Interstate		Bridge Construction	CN	\$110,891.70	\$12,321.30		\$123,213.00		
Indiana Department of Transportation	1401451	Init.	I 465	Bridge Thin Deck Overlay	RAMP I-70 EB-I-465 NB Over I-70; 0.14 Miles E I-465	Greenfield	0	Interstate		Bridge Construction	CN	\$220,145.40	\$24,460.60		\$244,606.00		
Indiana Department of Transportation	1401452	Init.	I 465	Bridge Thin Deck Overlay	NB Over CSX RR; 0.77 Miles N I-70	Greenfield	0	Interstate		Bridge Construction	CN	\$256,051.80	\$28,450.20		\$284,502.00		
Indiana Department of Transportation	1401453	Init.	I 465	Bridge Thin Deck Overlay	SB Over CSX RR; 0.77 Miles N I-70	Greenfield	0	Interstate		Bridge Construction	CN	\$165,758.40	\$18,417.60		\$184,176.00		
Indiana Department of Transportation	1401454	Init.	I 465	Bridge Thin Deck Overlay	NB Over EAST 30TH STREET; 0.89 Miles N I-70	Greenfield	0	Interstate		Bridge Construction	CN	\$370,422.90	\$41,158.10		\$411,581.00		
Indiana Department of Transportation	1401455	Init.	I 465	Bridge Thin Deck Overlay	SB Over EAST 30TH STREET; 0.89 Miles N I-70	Greenfield	0	Interstate		Bridge Construction	CN	\$297,268.20	\$33,029.80		\$330,298.00		
Indianapolis	1401720	Init.	ST 1098	Bike/Pedestrian Facilities	Monument Cir: Market, Illinois-Pennsylvania, Meridian, Washington-Ohio	Greenfield	0	STP		100% Local Funds	PE	\$0.00	\$2,145,480.00	\$1,045,480.00	\$1,100,000.00		
Indianapolis	1401733	Init.	ST 1104	Enhancement	Monon Trail from 10th St to 96th St	Greenfield	0	STP		100% Local Funds	PE	\$0.00	\$390,000.00		\$390,000.00		
Indianapolis	1006361	Init.	ST 1072	Bike/Pedestrian Facilities	Vicinity around Immaculate Heart of Mary School and IPS 84 in NE Indianapolis	Greenfield	0	STP		Local Safety Program	RW	\$140,000.00	\$0.00	\$140,000.00			
										100% Local Funds	CN	\$0.00	\$0.00		\$0.00		
										Local Safety Program	PE	\$0.00	\$0.00	\$0.00	\$0.00	\$0.00	\$0.00
										Local Safety Program	CN	\$0.00	\$0.00	\$0.00	\$0.00	\$0.00	\$0.00
Indianapolis	1173766	Init.	ST 1001	Bike/Pedestrian Facilities	SRTS Mainly 42nd St. & Park Ave., but also Central Ave College Ave. intersection	Greenfield	0	Safety		Local Safety Program	RW	\$145,500.00	\$0.00	\$145,500.00			
										100% Local Funds	CN	\$0.00	\$0.00		\$0.00		
										Local Safety Program	CN	\$0.00	\$0.00	\$0.00	\$0.00	\$0.00	\$0.00

*Estimated Costs left to Complete Project column is for costs that may extend beyond the four years of a STIP. This column is not fiscally constrained and is for information purposes.

SPONSOR	DES	STIP NAME	ROUTE	WORK TYPE	LOCATION	DISTRICT	MILES	FEDERAL CATEGORY	Estimated Cost left to Complete Project*	PROGRAM	PHASE	FEDERAL	MATCH	2016	2017	2018	2019
Indianapolis	1298651	Init.	ST 1001	Bike/Pedestrian Facilities	Central Ave. in Indianapolis	Greenfield	0	STP		Local Safety Program	RW	\$256,500.00	\$0.00	\$256,500.00			
										100% Local Funds	CN	\$0.00	\$0.00		\$0.00		
										Local Safety Program	CN	\$0.00	\$0.00	\$0.00	\$0.00	\$0.00	\$0.00

Marion County Total

Federal: \$119,488,359.80 Match :\$16,657,685.20 2016: \$26,485,867.40 2017: \$31,701,447.60 2018: \$66,020,162.00 2019: \$11,938,568.00

*Estimated Costs left to Complete Project column is for costs that may extend beyond the four years of a STIP. This column is not fiscally constrained and is for information purposes.

Indiana Department of Transportation (INDOT)
 State Preservation and Local Initiated Projects FY 2016 - 2019

SPONSOR	DES	STIP NAME	ROUTE	WORK TYPE	LOCATION	DISTRICT	MILES	FEDERAL CATEGORY	Estimated Cost left to Complete Project*	PROGRAM	PHASE	FEDERAL	MATCH	2016	2017	2018	2019
Marshall County																	
Indiana Department of Transportation	0500024	Init.	US 30	Bridge Rehabilitation Or Repair	EB Bridge over Baker Ditch, 0.28 miles E of SR 17	LaPorte	0	NHPP		Bridge Construction	CN	\$395,200.00	\$98,800.00			\$494,000.00	
Indiana Department of Transportation	0500025	Init.	US 30	Bridge Rehabilitation Or Repair	WB Bridge over Baker Ditch, 0.28 miles E of SR 17	LaPorte	0	NHPP		Bridge Construction	CN	\$395,200.00	\$98,800.00			\$494,000.00	
Indiana Department of Transportation	1006761	Init.	US 30	Small Structure Pipe Lining	4.3 mi E of SR 23	LaPorte	0	NHPP		Bridge Consulting	PE	\$5,600.00	\$1,400.00	\$7,000.00			
										Bridge Construction	CN	\$280,000.00	\$70,000.00			\$350,000.00	
Indiana Department of Transportation	1006762	Init.	US 30	Small Structure Pipe Lining	3.92 mi W of SR 331	LaPorte	0	NHPP		Bridge Consulting	PE	\$5,600.00	\$1,400.00	\$7,000.00			
										Bridge Construction	CN	\$128,800.00	\$32,200.00			\$161,000.00	
Indiana Department of Transportation	1006766	Init.	US 31	Small Structure Pipe Lining	0.90 mi S of jct US 6 over Elmer Seltentright Ditch	LaPorte	0	NHPP		Bridge Consulting	PE	\$5,600.00	\$1,400.00	\$7,000.00			
										Bridge Construction	CN	\$257,600.00	\$64,400.00			\$322,000.00	
Indiana Department of Transportation	1296448	Init.	US 30	Small Structure Pipe Lining	1.90 miles E of SR 331	LaPorte	0	NHPP		Bridge Construction	CN	\$60,000.00	\$15,000.00			\$75,000.00	
										Bridge Consulting	PE	\$5,600.00	\$1,400.00	\$7,000.00			
Indiana Department of Transportation	1296488	Init.	US 30	Small Structure Pipe Lining	0.10 miles W of SR 331, located under the northwest ramp	LaPorte	0	NHPP		Bridge Consulting	PE	\$5,600.00	\$1,400.00	\$7,000.00			
										Bridge Construction	CN	\$60,000.00	\$15,000.00			\$75,000.00	
Indiana Department of Transportation	1006721	Init.	US 31	Bridge Deck Overlay	SBL at Conrail RR & 2 County Roads, 1.19 mi S of US 30	LaPorte	0	NHPP		Bridge Construction	CN	\$1,168,800.00	\$292,200.00			\$1,461,000.00	
										Bridge Construction	PE	\$20,000.00	\$5,000.00	\$25,000.00			
Indiana Department of Transportation	1173420	Init.	US 31	Bridge Deck Overlay	NBL at Conrail RR & 2 County Roads, 1.19 mi S of US 30	LaPorte	0	NHPP		Bridge Construction	CN	\$828,000.00	\$207,000.00			\$1,035,000.00	
Indiana Department of Transportation	1006664	Init.	SR 331	HMA Overlay, Functional	from Southern Limits of Bourbon to US 30	LaPorte	1.715	STP		Road Construction	CN	\$728,000.00	\$182,000.00	\$910,000.00			
Indiana Department of Transportation	1006670	Init.	US 31	HMA Overlay, Functional	from SR 10 to 13th Rd	LaPorte	3.507	NHPP		Road Consulting	PE	\$24,000.00	\$6,000.00	\$30,000.00			
										Road Construction	CN	\$2,597,440.00	\$649,360.00			\$3,246,800.00	

*Estimated Costs left to Complete Project column is for costs that may extend beyond the four years of a STIP. This column is not fiscally constrained and is for information purposes.

Indiana Department of Transportation (INDOT)
 State Preservation and Local Initiated Projects FY 2016 - 2019

SPONSOR	DES	STIP NAME	ROUTE	WORK TYPE	LOCATION	DISTRICT	MILES	FEDERAL CATEGORY	Estimated Cost left to Complete Project*	PROGRAM	PHASE	FEDERAL	MATCH	2016	2017	2018	2019
Indiana Department of Transportation	1296441	Init.	SR 17	HMA Overlay, Preventive Maintenance	3.29 mi. S of US 30 (Olive Ln) to US 30	LaPorte	3.327	STP		Road Construction	CN	\$1,528,000.00	\$382,000.00		\$1,910,000.00		
										Recreational Trails Program	PE	\$40,000.00	\$10,000.00	\$50,000.00			
										Road ROW	RW	\$60,000.00	\$15,000.00	\$75,000.00			
Indiana Department of Transportation	1006749	Init.	SR 117	Small Structure Pipe Lining	1.02 mi S of jct SR 10	LaPorte	0	STP		Bridge Construction	CN	\$76,000.00	\$19,000.00	\$95,000.00			
Marshall County	1382094	Init.	IR 1009	Bridge Inspections	County wide bridges inspections, 20' and greater in length	LaPorte	0	STP		100% Local Funds	PE	\$0.00	\$0.00	\$0.00			
										Local Bridge Program	PE	\$0.00	\$0.00	\$0.00			
										Local Bridge Program	CN	\$0.00	\$0.00	\$0.00			
Indiana Department of Transportation	1298412	Init.	US 31	Bridge Deck Overlay	Bridge over N&S RR, NBL, 0.26 mi. S of SR 10	LaPorte	0	NHPP		Bridge Construction	CN	\$806,400.00	\$201,600.00			\$1,008,000.00	
										Bridge Construction	PE	\$20,000.00	\$5,000.00	\$25,000.00			
Indiana Department of Transportation	1298418	Init.	US 31	Bridge Deck Overlay	Bridge over N&S RR, SBL, 0.26 mi. S of SR 10	LaPorte	0	NHPP		Bridge Construction	PE	\$20,000.00	\$5,000.00	\$25,000.00			
										Bridge Construction	CN	\$806,400.00	\$201,600.00			\$1,008,000.00	
Indiana Department of Transportation	1298559	Init.	US 31	Small Structure Pipe Lining	1.95 mi. N of SR-10	LaPorte	0	NHPP		Bridge Construction	CN	\$100,800.00	\$25,200.00		\$6,000.00	\$120,000.00	
										Bridge Consulting	PE	\$27,200.00	\$6,800.00	\$34,000.00			
Indiana Department of Transportation	1173849	Init.	US 31	Relinquishments/Road Transfer	(old US 31) South and North of Lapaz	LaPorte	2.997	NHPP		Statewide Construction	CN	\$2,240,000.00	\$560,000.00	\$1,400,000.00	\$1,400,000.00		
Plymouth	1383475	Init.	PR NONE	Bike/Pedestrian Facilities	Greenways Trail between Jefferson & Garro St. near the Yellow River	LaPorte	.3	STP		100% Local Funds	CN	\$0.00	\$91,365.98		\$91,365.98		
										Local Transportation Alternatives	CN	\$365,726.40	\$0.00		\$365,726.40		
Culver	1383350	Init.	ST 1028	Bike/Pedestrian Facilities	Academy Rd. and College Ave.	LaPorte	.9	STP		Local Transportation Alternatives	CN	\$172,591.20	\$0.00		\$172,591.20		
										100% Local Funds	RW	\$0.00	\$10,252.20	\$10,252.20			

*Estimated Costs left to Complete Project column is for costs that may extend beyond the four years of a STIP. This column is not fiscally constrained and is for information purposes.

Indiana Department of Transportation (INDOT)
 State Preservation and Local Initiated Projects FY 2016 - 2019

SPONSOR	DES	STIP NAME	ROUTE	WORK TYPE	LOCATION	DISTRICT	MILES	FEDERAL CATEGORY	Estimated Cost left to Complete Project*	PROGRAM	PHASE	FEDERAL	MATCH	2016	2017	2018	2019
Culver	1383350	Init.	ST 1028	Bike/Pedestrian Facilities	Academy Rd. and College Ave.	LaPorte	.9	STP		Local Transportation Alternatives	RW	\$41,008.80	\$0.00	\$41,008.80			
										100% Local Funds	CN	\$0.00	\$43,147.80		\$43,147.80		
Marshall County	1383474	Init.	IR 1029	Bridge Replacement	Bridge #81 on Hickory Rd over Yellow River	LaPorte	.053	STP		Local Bridge Program	CN	\$1,386,000.00	\$0.00		\$1,386,000.00		
										Local Bridge Program	RW	\$40,288.00	\$0.00	\$40,288.00			
										100% Local Funds	CN	\$0.00	\$346,500.00		\$346,500.00		
										100% Local Funds	RW	\$0.00	\$10,072.00	\$10,072.00			
										Local Bridge Program	PE	\$0.00	\$0.00	\$0.00	\$0.00	\$0.00	\$0.00
										100% Local Funds	PE	\$0.00	\$0.00	\$0.00	\$0.00	\$0.00	\$0.00
Plymouth	1400773	Init.	ST 1030	Bike/Pedestrian Facilities	Improve SRTS path & ADA along Baker St from Columbus thru Randolph intersection	LaPorte	.346	STP		Local Transportation Alternatives	CN	\$294,145.20	\$0.00			\$294,145.20	
										100% Local Funds	CN	\$0.00	\$73,897.40			\$73,897.40	
										100% Local Funds	PE	\$0.00	\$0.00	\$0.00	\$0.00	\$0.00	\$0.00
										Local Transportation Alternatives	PE	\$0.00	\$0.00	\$0.00	\$0.00	\$0.00	\$0.00
Indiana Department of Transportation	1383618	Init.	US 31	Other Intersection Improvement	at SR 10	LaPorte	0	NHPP		Safety Consulting	PE	\$40,000.00	\$10,000.00		\$50,000.00		
										Safety Construction	CN	\$869,600.00	\$217,400.00				\$1,087,000.00
Indiana Department of Transportation	1401561	Init.	SR 110	Bridge Maintenance And Repair	3.47 mi E of SR 117 - Structure 110-25-08361 NBI 76738	LaPorte	.02	STP		Bridge Construction	CN	\$8,000.00	\$2,000.00		\$10,000.00		
Indiana Department of Transportation	1401590	Init.	US 31	Bridge Maintenance And Repair	Plymouth Goshen Trail Over US 31, 1.32 mi N of US 30	LaPorte	0	NHPP		Bridge Construction	CN	\$12,000.00	\$3,000.00		\$15,000.00		
Indiana Department of Transportation	1296369	Init.	SR 331	Bridge Painting	Bridge over Tippecanoe River, 1.83 miles S. of SR 10	LaPorte	0	STP		Bridge Construction	CN	\$0.00	\$0.00	\$0.00	\$0.00	\$0.00	\$0.00

Marshall County Total

Federal: \$15,925,199.60 Match :\$3,981,595.38 2016: \$2,805,621.00 2017: \$12,527,131.38 2018: \$3,487,042.60 2019: \$1,087,000.00

*Estimated Costs left to Complete Project column is for costs that may extend beyond the four years of a STIP. This column is not fiscally constrained and is for information purposes.

Indiana Department of Transportation (INDOT)
 State Preservation and Local Initiated Projects FY 2016 - 2019

SPONSOR	DES	STIP NAME	ROUTE	WORK TYPE	LOCATION	DISTRICT	MILES	FEDERAL CATEGORY	Estimated Cost left to Complete Project*	PROGRAM	PHASE	FEDERAL	MATCH	2016	2017	2018	2019
Martin County																	
Indiana Department of Transportation	0800813	Init.	US 50	Small Structure Replacement	3.92 miles W of SR 60	Vincennes	0	NHPP		Bridge Consulting	PE	\$13,520.00	\$3,380.00	\$16,900.00			
										Bridge ROW	RW	\$16,000.00	\$4,000.00	\$20,000.00			
										Bridge Construction	PE	\$8,000.00	\$2,000.00		\$10,000.00		
										Bridge Construction	CN	\$498,400.00	\$124,600.00		\$623,000.00		
Martin County	1297281	Init.	IR 1006	Br Repl, Comp.Cont.Steel Beam	Bridge #11 on Indiana Springs Rd Over Sulpher Creek, 1.19 N of SR 450	Vincennes	0	STP		100% Local Funds	RW	\$0.00	\$10,162.00	\$10,162.00			
										Local Bridge Program	RW	\$40,648.00	\$0.00	\$40,648.00			
										Local Bridge Program	CN	\$741,040.00	\$0.00		\$741,040.00		
										100% Local Funds	CN	\$0.00	\$185,260.00		\$185,260.00		
Martin County	1382187	Init.	IR 1003	Bridge Inspections	Inspection and re-inspection of bridges 20 feet and greater in length	Vincennes	0	Multiple		100% Local Funds	PE	\$0.00	\$15,321.20	\$15,321.20			
										Local Bridge Program	PE	\$61,284.80	\$0.00	\$61,284.80			
										Local Bridge Program	CN	\$0.00	\$0.00	\$0.00			
Indiana Department of Transportation	1298200	Init.	US 50	Small Structure Replacement	1.65 miles E of SR 650	Vincennes	.05	NHPP		Bridge ROW	RW	\$16,000.00	\$4,000.00		\$20,000.00		
										Bridge Construction	CN	\$156,720.80	\$39,180.20			\$195,901.00	
Indiana Department of Transportation	1400126	Init.	SR 550	Small Structure Replacement	2.43 miles E of the E Jct of US 50	Vincennes	0	STP		Bridge Consulting	PE	\$47,200.00	\$11,800.00	\$59,000.00			
										Bridge Construction	CN	\$188,800.00	\$47,200.00				\$236,000.00

Martin County Total
 Federal: \$1,787,613.60 Match :\$446,903.40 2016: \$223,316.00 2017: \$1,579,300.00 2018: \$195,901.00 2019: \$236,000.00

*Estimated Costs left to Complete Project column is for costs that may extend beyond the four years of a STIP. This column is not fiscally constrained and is for information purposes.

Indiana Department of Transportation (INDOT)
 State Preservation and Local Initiated Projects FY 2016 - 2019

SPONSOR	DES	STIP NAME	ROUTE	WORK TYPE	LOCATION	DISTRICT	MILES	FEDERAL CATEGORY	Estimated Cost left to Complete Project*	PROGRAM	PHASE	FEDERAL	MATCH	2016	2017	2018	2019
Miami County																	
Indiana Department of Transportation	1296503	Init.	SR 16	HMA Overlay, Preventive Maintenance	From US 31 to SR 19	Fort Wayne	5.897	STP		Road Construction	CN	\$900,000.00	\$225,000.00	\$1,125,000.00			
Indiana Department of Natural Resources	1401127	Init.	VA VARI	Bike/Pedestrian Facilities	Nickel Plate Trail	Fort Wayne	0	STP		Recreational Trails Program	CN	\$124,000.00	\$0.00	\$124,000.00			
Miami County	0710711	Init.	IR 1001	Bridge Widening	Old Business 31S, bridge 163	Fort Wayne	.05	STP		100% Local Funds	CN	\$0.00	\$149,350.00	\$149,350.00			
										Group IV Program	CN	\$605,691.00	\$0.00	\$605,691.00			
Indiana Department of Transportation	0401101	Init.	SR 19	Bridge Deck Overlay	Bridge over Pipe Creek , 0.15 mile S of SR 218	Fort Wayne	0	STP		Bridge Construction	CN	\$440,400.00	\$110,100.00	\$550,500.00			
Indiana Department of Transportation	1006165	Init.	SR 18	Bridge Deck Overlay	Bridge Over Honey Creek; 1.20 Miles West of SR 19.	Fort Wayne	0	STP		Bridge Construction	CN	\$394,000.00	\$98,500.00	\$492,500.00			
Indiana Department of Transportation	1006167	Init.	SR 18	Bridge Deck Overlay	Bridge Over Sugar Creek; 0.31 Miles West of SR 19.	Fort Wayne	0	STP		Bridge Construction	CN	\$285,520.00	\$71,380.00	\$356,900.00			
Indiana Department of Transportation	1296505	Init.	SR 218	HMA Overlay, Preventive Maintenance	From US 31 to SR 19.	Fort Wayne	8.346	STP		Road Construction	CN	\$1,164,000.00	\$291,000.00	\$1,455,000.00			
Indiana Department of Transportation	1296464	Init.	SR 19	HMA Overlay, Preventive Maintenance	From 2.64 Mi. S. of US 24 (Strawtown Pike) to US 24 (in the City of Peru).	Fort Wayne	2.704	STP		Road Construction	CN	\$713,600.00	\$178,400.00	\$892,000.00			
Indiana Department of Transportation	1296112	Init.	SR 218	Small Structure Replacement	Small Structure Over Branch #2.5 Pipe Creek, 2.70 Miles East of US 31.	Fort Wayne	0	STP		Bridge ROW	RW	\$16,000.00	\$4,000.00	\$20,000.00			
										Bridge Construction	CN	\$390,400.00	\$97,600.00		\$488,000.00		
Indiana Department of Transportation	1296132	Init.	SR 218	Small Structure Replacement	Bridge Over Branch #3 Pipe Creek, 2.90 Miles East of US 31.	Fort Wayne	0	STP		Bridge ROW	RW	\$16,000.00	\$4,000.00	\$20,000.00			
										Bridge Construction	CN	\$479,200.00	\$119,800.00		\$599,000.00		
Indiana Department of Transportation	1296138	Init.	SR 218	Small Structure Replacement	Small Structure Over Branch #7 Pipe Creek, 4.17 Miles East of US 31.	Fort Wayne	0	STP		Bridge ROW	RW	\$16,000.00	\$4,000.00	\$20,000.00			
										Bridge Construction	CN	\$479,200.00	\$119,800.00		\$599,000.00		
Indiana Department of Transportation	1296148	Init.	SR 16	Small Structure Replacement	Small Structure Over Ditch, 2.16 Miles East of US 31.	Fort Wayne	0	STP		Bridge Construction	CN	\$480,000.00	\$120,000.00		\$600,000.00		
										Bridge ROW	RW	\$16,000.00	\$4,000.00	\$20,000.00			
Indiana Department of Transportation	1296149	Init.	SR 16	Small Structure Replacement	Small Structure Over Branch Washonis Creek, 5.45 Miles East of US 31.	Fort Wayne	0	STP		Bridge Construction	CN	\$480,000.00	\$120,000.00		\$600,000.00		

*Estimated Costs left to Complete Project column is for costs that may extend beyond the four years of a STIP. This column is not fiscally constrained and is for information purposes.

Indiana Department of Transportation (INDOT)
 State Preservation and Local Initiated Projects FY 2016 - 2019

SPONSOR	DES	STIP NAME	ROUTE	WORK TYPE	LOCATION	DISTRICT	MILES	FEDERAL CATEGORY	Estimated Cost left to Complete Project*	PROGRAM	PHASE	FEDERAL	MATCH	2016	2017	2018	2019
Indiana Department of Transportation	1296149	Init.	SR 16	Small Structure Replacement	Small Structure Over Branch Washonis Creek, 5.45 Miles East of US 31.	Fort Wayne	0	STP		Bridge ROW	RW	\$16,000.00	\$4,000.00	\$20,000.00			
Indiana Department of Transportation	1296150	Init.	SR 16	Small Structure Replacement	Small Structure Over Branch Flower Creek, 0.25 Miles East of SR 19 North Jct.	Fort Wayne	0	STP		Bridge ROW	RW	\$16,000.00	\$4,000.00	\$20,000.00			
										Bridge Construction	CN	\$479,200.00	\$119,800.00		\$599,000.00		
Indiana Department of Transportation	1298023	Init.	SR 16	Small Structure Pipe Lining	Pipe Liner Over Branch #2 of Washonis Crk, 0.98 Mi. North of SR 19 South Jct.	Fort Wayne	.04	STP		Bridge Construction	CN	\$23,200.00	\$5,800.00			\$29,000.00	
Indiana Department of Transportation	1297965	Init.	SR 18	Small Structure Replacement	Small Structure Over Miller Ditch, 5.60 Miles East of US 31.	Fort Wayne	.04	STP		Bridge Consulting	PE	\$0.00	\$0.00	\$0.00			
										Bridge ROW	RW	\$20,000.00	\$5,000.00	\$10,000.00	\$15,000.00		
										Bridge Construction	CN	\$204,000.00	\$51,000.00			\$255,000.00	
Indiana Department of Transportation	1297977	Init.	SR 19	Small Structure Replacement	Small Structure Over Berger Ditch, 3.44 Miles North of SR 16 North Jct.	Fort Wayne	.04	STP		Bridge Consulting	PE	\$0.00	\$0.00	\$0.00			
										Bridge ROW	RW	\$20,000.00	\$5,000.00	\$10,000.00	\$15,000.00		
										Bridge Construction	CN	\$339,200.00	\$84,800.00			\$424,000.00	
Indiana Department of Transportation	1297978	Init.	SR 19	Small Structure Replacement	Small Structure: Branch #1 Squirrel Creek, 5.18 Miles North of SR 16 North Jct.	Fort Wayne	.02	STP		Bridge ROW	RW	\$20,000.00	\$5,000.00	\$10,000.00	\$15,000.00		
										Bridge Construction	CN	\$352,000.00	\$88,000.00			\$440,000.00	
										Bridge Consulting	PE	\$0.00	\$0.00	\$0.00			
Indiana Department of Transportation	1298234	Init.	US 31	HMA Overlay, Functional	From 0.61 Miles North of US 24 to SR 16.	Fort Wayne	5.938	NHPP		Road Construction	CN	\$4,670,400.00	\$1,167,600.00			\$5,838,000.00	
Indiana Department of Transportation	1173917	Init.	US 31	Small Structure Pipe Lining	Pipeliner for Ditch, 8.32 Miles North of SR 16.	Fort Wayne	0	NHPP		Bridge Construction	CN	\$86,400.00	\$21,600.00	\$108,000.00			
Indiana Department of Transportation	1400331	Init.	US 31	Small Structure Pipe Lining	Pipeliner Over Branch Pipe Creek, 4.50 Miles North of SR 18.	Fort Wayne	0	NHPP		Bridge Construction	CN	\$60,000.00	\$15,000.00	\$75,000.00			
Indiana Department of Transportation	1400332	Init.	US 31	Small Structure Pipe Lining	Pipeliner Over Taylor Center Drain, 0.95 Miles North of SR 218 WB.	Fort Wayne	0	NHPP		Bridge Construction	CN	\$145,200.00	\$36,300.00	\$181,500.00			
Indiana Department of Transportation	1400333	Init.	US 31	Small Structure Pipe Lining	Pipeliner Over Section 25 Drain, 1.00 Miles North of US 24.	Fort Wayne	0	NHPP		Bridge Construction	CN	\$85,600.00	\$21,400.00	\$107,000.00			

*Estimated Costs left to Complete Project column is for costs that may extend beyond the four years of a STIP. This column is not fiscally constrained and is for information purposes.

Indiana Department of Transportation (INDOT)
 State Preservation and Local Initiated Projects FY 2016 - 2019

SPONSOR	DES	STIP NAME	ROUTE	WORK TYPE	LOCATION	DISTRICT	MILES	FEDERAL CATEGORY	Estimated Cost left to Complete Project*	PROGRAM	PHASE	FEDERAL	MATCH	2016	2017	2018	2019
Indiana Department of Transportation	1400334	Init.	US 31	Small Structure Pipe Lining	Pipeliner Over Branch Eel River, 4.78 Miles North of US 24.	Fort Wayne	0	NHPP		Bridge Construction	CN	\$68,400.00	\$17,100.00	\$85,500.00			
Indiana Department of Transportation	1400335	Init.	US 31	Small Structure Pipe Lining	Pipeliner Over Mills Tributary, 1.89 Miles North of SR 16.	Fort Wayne	0	NHPP		Bridge Construction	CN	\$307,200.00	\$76,800.00	\$384,000.00			
Indiana Department of Transportation	1400425	Init.	US 31	Bridge Maintenance And Repair	Bridge Over Eel River NB, 2.24 Miles North of US 24.	Fort Wayne	0	NHPP		Bridge Construction	CN	\$55,680.00	\$13,920.00	\$69,600.00			
Indiana Department of Transportation	1400426	Init.	US 31	Bridge Maintenance And Repair	Bridge Over Eel River SB, 2.24 Miles North of US 24.	Fort Wayne	0	NHPP		Bridge Construction	CN	\$55,680.00	\$13,920.00	\$69,600.00			
Converse	1383355	Init.	ST 1008	Construct ADA Approved Sidewalk Ramps	Jefferson Street from Sycamore St to Park St	Fort Wayne	.791	STP		100% Local Funds	CN	\$0.00	\$38,600.00		\$38,600.00		
										Local Transportation Alternatives	CN	\$154,400.00	\$0.00		\$154,400.00		
Miami County	1383463	Init.	IR 1007	Bridge Rehabilitation Or Repair	Old US 31, Brg #159 over Wabash River	Fort Wayne	.12	STP		100% Local Funds	CN	\$0.00	\$287,500.00		\$287,500.00		
										Local Bridge Program	CN	\$1,150,000.00	\$0.00		\$1,150,000.00		
Indiana Department of Transportation	1383239	Init.	US 31	Intersect. Improv. W/ Added Turn Lanes	US 31 at SR 18	Fort Wayne	0	NHPP		Safety ROW	RW	\$80,000.00	\$20,000.00			\$100,000.00	
										Safety Construction	CN	\$628,332.00	\$157,083.00			\$100,000.00	\$685,415.00
										Safety Consulting	PE	\$96,000.00	\$24,000.00		\$120,000.00		
Indiana Department of Transportation	1383671	Init.	SR 18	Small Structure Replacement	Over Honey Creek, 8.83 Miles East of US 31	Fort Wayne	.101	STP		Bridge ROW	RW	\$16,000.00	\$4,000.00		\$8,000.00	\$12,000.00	
										Bridge Construction	CN	\$215,000.00	\$53,750.00			\$25,000.00	\$243,750.00
										Bridge Consulting	PE	\$60,000.00	\$15,000.00	\$75,000.00			
Converse	1400720	Init.	VA VARI	Signing	Sign replacement at various locations in Converse	Fort Wayne	7.89	STP		100% Local Funds	CN	\$0.00	\$5,850.00			\$5,850.00	
										Local Safety Program	CN	\$52,650.00	\$0.00			\$52,650.00	
Converse	1400735	Init.	VA VARI	Construct ADA Approved Sidewalk Ramps	ADA and SW Upgrades on Wabash St from Madison St to County Line Rd in Converse	Fort Wayne	.439	STP		Local Transportation Alternatives	CN	\$84,240.00	\$0.00			\$84,240.00	
										100% Local Funds	CN	\$0.00	\$21,060.00			\$21,060.00	

*Estimated Costs left to Complete Project column is for costs that may extend beyond the four years of a STIP. This column is not fiscally constrained and is for information purposes.

Indiana Department of Transportation (INDOT)
 State Preservation and Local Initiated Projects FY 2016 - 2019

SPONSOR	DES	STIP NAME	ROUTE	WORK TYPE	LOCATION	DISTRICT	MILES	FEDERAL CATEGORY	Estimated Cost left to Complete Project*	PROGRAM	PHASE	FEDERAL	MATCH	2016	2017	2018	2019
Indiana Department of Transportation	1401430	Init.	US 31	Surface Treatment, Ultrathin Bonded Wearing Course	From SR 16 to 9.32 Miles North of SR 16 at Miami/Fulton Co Line.	Fort Wayne	7.723	NHPP		Road Construction	CN	\$1,544,000.00	\$386,000.00	\$1,930,000.00			
Indiana Department of Transportation	1401469	Init.	SR 19	Debris Removal From Channel	Bridge Over Wabash River, 2.44 Miles South of US 24.,	Fort Wayne	0	NHPP		Bridge Construction	CN	\$17,920.00	\$4,480.00		\$22,400.00		
Indiana Department of Transportation	1401501	Init.	US 24	Bridge Maintenance And Repair	Bridge Over US 31 NB/SB, 3.79 West of SR 19.	Fort Wayne	0	NHPP		Bridge Construction	CN	\$17,848.00	\$4,462.00		\$22,310.00		
Indiana Department of Transportation	1401502	Init.	US 24	Bridge Maintenance And Repair	Bridge Over Abandoned Railroad, East Bound, 0.72 Miles West of SR 19.	Fort Wayne	0	NHPP		Bridge Construction	CN	\$15,296.00	\$3,824.00		\$19,120.00		
Indiana Department of Transportation	1401503	Init.	US 24	Bridge Maintenance And Repair	Bridge Over Abandoned Railroad, West Bound, 0.72 Miles West of SR 19.	Fort Wayne	0	NHPP		Bridge Construction	CN	\$16,992.00	\$4,248.00		\$21,240.00		
Indiana Department of Transportation	1401504	Init.	US 24	Bridge Maintenance And Repair	Bridge Over Warsaw Trail, Hartel RD DT Eastbound, 0.61 Miles West of SR 19.	Fort Wayne	0	NHPP		Bridge Construction	CN	\$4,680.00	\$1,170.00		\$5,850.00		
Indiana Department of Transportation	1401505	Init.	US 24	Bridge Maintenance And Repair	Bridge Over Warsaw Trail, Hartel RD DT Westbound, 0.61 Miles West of SR 19.	Fort Wayne	0	NHPP		Bridge Construction	CN	\$16,992.00	\$4,248.00		\$21,240.00		
Indiana Department of Transportation	1401514	Init.	US 31	Bridge Maintenance And Repair	Bridge Over Old US 24/NS RR Northbound, 1.47 Miles South US 24.	Fort Wayne	0	NHPP		Bridge Construction	CN	\$10,624.00	\$2,656.00		\$13,280.00		
Indiana Department of Transportation	1401515	Init.	US 31	Bridge Maintenance And Repair	Bridge Over Old US 24/NS RR Southbound, 1.47 Miles South US 24.	Fort Wayne	0	NHPP		Bridge Construction	CN	\$7,224.00	\$1,806.00		\$9,030.00		
Indiana Department of Transportation	1401516	Init.	US 31	Bridge Maintenance And Repair	Bridge Over Prairie Ditch Southbound, 0.61 Miles South US 24.	Fort Wayne	0	NHPP		Bridge Construction	CN	\$11,896.00	\$2,974.00		\$14,870.00		
Indiana Department of Transportation	1401772	Init.	SR 124	Repair Or Replace Joints	Bridge Over Mississinewa River, 3.10 Miles East of SR 19.	Fort Wayne	0	STP		Bridge Construction	CN	\$81,088.00	\$20,272.00	\$101,360.00			
Indiana Department of Transportation	1401773	Init.	SR 124	Repair Or Replace Joints	Bridge Over Treaty Creek, 1.56 Miles East of SR 19.	Fort Wayne	0	STP		Bridge Construction	CN	\$81,088.00	\$20,272.00	\$101,360.00			

Miami County Total

Federal: \$18,386,441.00 Match :\$4,556,225.00 2016: \$9,188,861.00 2017: \$5,437,840.00 2018: \$7,386,800.00 2019: \$929,165.00

*Estimated Costs left to Complete Project column is for costs that may extend beyond the four years of a STIP. This column is not fiscally constrained and is for information purposes.

Indiana Department of Transportation (INDOT)
 State Preservation and Local Initiated Projects FY 2016 - 2019

SPONSOR	DES	STIP NAME	ROUTE	WORK TYPE	LOCATION	DISTRICT	MILES	FEDERAL CATEGORY	Estimated Cost left to Complete Project*	PROGRAM	PHASE	FEDERAL	MATCH	2016	2017	2018	2019	
Monroe County																		
Monroe County	0101232	Init.	IR 1007	Covered Bridge Rehabilitation	Cedar Ford Covered Bridge #38 over Bean Blossom Creek on N Maple Grove Rd	Seymour	0	STP		National Historic Covered Bridge	CN	\$812,000.00	\$0.00		\$812,000.00			
										Local Bridge Program	PE	\$0.00	\$0.00	\$0.00	\$0.00	\$0.00	\$0.00	
										100% Local Funds	PE	\$0.00	\$0.00	\$0.00	\$0.00	\$0.00	\$0.00	\$0.00
										Local Bridge Program	CN	\$0.00	\$0.00	\$0.00	\$0.00	\$0.00	\$0.00	\$0.00
										100% Local Funds	RW	\$0.00	\$0.00	\$0.00	\$0.00	\$0.00	\$0.00	\$0.00
										Demonstration Fund Program	CN	\$0.00	\$0.00	\$0.00	\$0.00	\$0.00	\$0.00	\$0.00
										Local Bridge Program	RW	\$0.00	\$0.00	\$0.00	\$0.00	\$0.00	\$0.00	\$0.00
										100% Local Funds	CN	\$0.00	\$203,000.00		\$203,000.00			
Indiana Department of Transportation	0800075	Init.	SR 46	Bridge Replacement, Concrete	4.45 miles E SR-446 over Brummet Creek	Seymour	0	NHPP		Bridge Construction	CN	\$594,400.00	\$148,600.00	\$22,000.00	\$721,000.00			
										Bridge ROW	RW	\$53,000.00	\$13,250.00	\$66,250.00				
Monroe County	0902215	Init.	IR 1030	Bike/Pedestrian Facilities	Unionville Rail Trail- Phase 1	Seymour	1.75	STP		100% Local Funds	CN	\$0.00	\$442,600.00			\$442,600.00		
										Local Trans Enhancement Program	CN	\$1,770,400.00	\$0.00			\$1,770,400.00		
										100% Local Funds	RW	\$0.00	\$39,200.00		\$39,200.00			
										Local Trans Enhancement Program	RW	\$156,800.00	\$0.00		\$156,800.00			
Indiana Department of Transportation	1296962	Init.	SR 45	HMA Overlay, Preventive Maintenance	From SR 46 to ECL of Unionville	Seymour	7.635	STP		Road Construction	CN	\$1,243,920.00	\$310,980.00	\$1,554,900.00				
Monroe County	1173326	Init.	IR 1035	Br Repl, Comp.Cont.Steel Beam	Bridge 46 on Kinser Pike over Bean Blossom Creek	Seymour	0	STP		Local Bridge Program	RW	\$0.00	\$0.00	\$0.00	\$0.00	\$0.00	\$0.00	
										Local Bridge Program	CN	\$1,637,600.00	\$0.00	\$1,637,600.00				
										100% Local Funds	RW	\$0.00	\$0.00	\$0.00	\$0.00	\$0.00	\$0.00	\$0.00

*Estimated Costs left to Complete Project column is for costs that may extend beyond the four years of a STIP. This column is not fiscally constrained and is for information purposes.

Indiana Department of Transportation (INDOT)
 State Preservation and Local Initiated Projects FY 2016 - 2019

SPONSOR	DES	STIP NAME	ROUTE	WORK TYPE	LOCATION	DISTRICT	MILES	FEDERAL CATEGORY	Estimated Cost left to Complete Project*	PROGRAM	PHASE	FEDERAL	MATCH	2016	2017	2018	2019
Monroe County	1173326	Init.	IR 1035	Br Repl, Comp.Cont.Steel Beam	Bridge 46 on Kinser Pike over Bean Blossom Creek	Seymour	0	STP		100% Local Funds	CN	\$0.00	\$409,400.00	\$409,400.00			
Monroe County	1382121	Init.	IR 1001	Bridge Inspections	Inspection and re-inspection of county bridges 20' and greater in length	Seymour	0	STP		Local Bridge Program	PE	\$0.00	\$0.00	\$0.00	\$0.00	\$0.00	\$0.00
										Local Bridge Program	CN	\$0.00	\$0.00	\$0.00	\$0.00	\$0.00	\$0.00
										100% Local Funds	PE	\$0.00	\$0.00	\$0.00	\$0.00	\$0.00	\$0.00
Bloomington Public Transportation Corp	1382502	Init.	MS TRST	Transit Purchase Vehicles	Purchase BT Access Vehicles	Seymour	0	Transit		Transit	PE	\$88,816.00	\$0.00	\$88,816.00			
										100% Local Funds	PE	\$0.00	\$22,204.00	\$22,204.00			
Bloomington Public Transportation Corp	1382506	Init.	MS TRST	Transit Operating	Bloomington Transit operational assistance	Seymour	0	Transit		Transit	PE	\$4,815,930.00	\$0.00	\$4,815,930.00			
										100% Local Funds	PE	\$0.00	\$3,522,843.00	\$3,522,843.00			
Bloomington Public Transportation Corp	1382505	Init.	MS TRST	Transit Preventative Maintenance	Capitalize purchase of engine/transmission rebuilds & tires for BT fixed rt vehi	Seymour	0	Transit		Transit	PE	\$112,486.00	\$0.00		\$112,486.00		
										100% Local Funds	PE	\$0.00	\$28,122.00		\$28,122.00		
Bloomington Public Transportation Corp	1382499	Init.	MS TRST	Transit Purchase Vehicles	Purchase 40 foot buses	Seymour	0	Transit		Transit	PE	\$1,081,600.00	\$0.00	\$1,081,600.00			
										100% Local Funds	PE	\$0.00	\$270,400.00	\$270,400.00			
Bloomington Public Transportation Corp	1382508	Init.	MS TRST	Transit - Rider Amenities (Bus Shelters, Benches	Purchase of 6 shelters in 2016	Seymour	0	Transit		Transit	PE	\$27,680.00	\$0.00	\$27,680.00			
										100% Local Funds	PE	\$0.00	\$6,920.00	\$6,920.00			
Bloomington Public Transportation Corp	1382503	Init.	MS TRST	Transit Purchase Vehicles	Purchase BT Access Vehicles	Seymour	0	Transit		Transit	PE	\$92,369.00	\$0.00		\$92,369.00		
										100% Local Funds	PE	\$0.00	\$23,092.00		\$23,092.00		
Bloomington Public Transportation Corp	1382507	Init.	MS TRST	Transit Operating	Bloomington Transit operational assistance	Seymour	0	Transit		Transit	PE	\$5,008,567.00	\$0.00		\$5,008,567.00		
										100% Local Funds	PE	\$0.00	\$3,663,756.00		\$3,663,756.00		

*Estimated Costs left to Complete Project column is for costs that may extend beyond the four years of a STIP. This column is not fiscally constrained and is for information purposes.

Indiana Department of Transportation (INDOT)
 State Preservation and Local Initiated Projects FY 2016 - 2019

SPONSOR	DES	STIP NAME	ROUTE	WORK TYPE	LOCATION	DISTRICT	MILES	FEDERAL CATEGORY	Estimated Cost left to Complete Project*	PROGRAM	PHASE	FEDERAL	MATCH	2016	2017	2018	2019
Bloomington Public Transportation Corp	1382504	Init.	MS TRST	Transit Preventative Maintenance	Capitalize purchase of engine/transmission rebuilds & tires for BT fixed rt vehi	Seymour	0	Transit		Transit	PE	\$108,160.00	\$0.00	\$108,160.00			
										100% Local Funds	PE	\$0.00	\$27,040.00	\$27,040.00			
Bloomington Public Transportation Corp	1382513	Init.	MS TRST	Transit Communications Equipment	Replacement of bus radio communications for fixed route buses	Seymour	0	Transit		Transit	PE	\$160,000.00	\$0.00		\$160,000.00		
										100% Local Funds	PE	\$0.00	\$40,000.00		\$40,000.00		
Bloomington Public Transportation Corp	1382511	Init.	MS TRST	Transit Purchase Vehicles	Purchase support and maintenance vehicles	Seymour	0	Transit		Transit	PE	\$25,600.00	\$0.00		\$25,600.00		
										100% Local Funds	PE	\$0.00	\$6,400.00		\$6,400.00		
Bloomington Public Transportation Corp	1382512	Init.	MS TRST	Transit Misc Equipment	Paratransit security camera	Seymour	0	Transit		Transit	PE	\$32,000.00	\$0.00	\$32,000.00			
										100% Local Funds	PE	\$0.00	\$8,000.00	\$8,000.00			
Bloomington Public Transportation Corp	1382500	Init.	MS TRST	Transit Purchase Vehicles	Purchase 40 foot buses	Seymour	0	Transit		Transit	PE	\$1,499,819.00	\$0.00		\$1,499,819.00		
										100% Local Funds	PE	\$0.00	\$374,955.00		\$374,955.00		
Monroe County	1400783	Init.	IR 1039	Road Reconstruction (3R/4R Standards)	Sample Road, from Bottom Road to Old 37 North	Seymour	2.58	STP		100% Local Funds	PE	\$0.00	\$128,200.00			\$128,200.00	
										Group IV Program	PE	\$512,800.00	\$0.00			\$512,800.00	
										100% Local Funds	RW	\$0.00	\$160,600.00			\$160,600.00	
										100% Local Funds	CN	\$0.00	\$0.00	\$0.00	\$0.00	\$0.00	\$0.00
										Group IV Program	CN	\$0.00	\$0.00	\$0.00	\$0.00	\$0.00	\$0.00
										Group IV Program	RW	\$642,400.00	\$0.00			\$642,400.00	
Indiana Department of Transportation	1400095	Init.	SR 37	HMA Overlay, Functional	Dillman Rd. to I-69	Seymour	1.488	NHPP		Road Construction	CN	\$2,189,600.00	\$547,400.00				\$2,737,000.00
Indiana Department of Transportation	1382157	Init.	SR 446	Bridge Deck Overlay	7.82 miles E of SR 46 over Salt Creek-Monroe Reservoir	Seymour	0	STP		Bridge Construction	CN	\$580,000.00	\$145,000.00	\$725,000.00			

*Estimated Costs left to Complete Project column is for costs that may extend beyond the four years of a STIP. This column is not fiscally constrained and is for information purposes.

Indiana Department of Transportation (INDOT)
 State Preservation and Local Initiated Projects FY 2016 - 2019

SPONSOR	DES	STIP NAME	ROUTE	WORK TYPE	LOCATION	DISTRICT	MILES	FEDERAL CATEGORY	Estimated Cost left to Complete Project*	PROGRAM	PHASE	FEDERAL	MATCH	2016	2017	2018	2019
Monroe County	1297633	Init.	IR 1017	Other Type Project (Miscellaneous)	Hunters Creek Road from SR446 to Tower Ridge Road	Seymour	0	STP		100% Local Funds	CN	\$0.00	\$5,751,460.00		\$5,751,460.00		
										Federal Lands Access Program	CN	\$241,840.00	\$0.00		\$241,840.00		
Indiana Department of Transportation	1401344	Init.	SR 45	Concrete Pavement Restoration (CPR)	From SR 37 to .54 mile west of Kinser Pike (end of concrete section)	Seymour	.387	NHPP		Road Construction	CN	\$163,200.00	\$40,800.00	\$204,000.00			
Indiana Department of Transportation	1401351	Init.	SR 46	Concrete Pavement Restoration (CPR)	From .35 mile east of Stout Creek Rd (end of concrete section) to SR 37	Seymour	.449	NHPP		Road Construction	CN	\$164,000.00	\$41,000.00	\$205,000.00			

Monroe County Total
 Federal: \$23,814,987.00 Match :\$16,375,222.00 2016: \$14,835,743.00 2017: \$18,960,466.00 2018: \$3,657,000.00 2019: \$2,737,000.00

*Estimated Costs left to Complete Project column is for costs that may extend beyond the four years of a STIP. This column is not fiscally constrained and is for information purposes.

Indiana Department of Transportation (INDOT)
 State Preservation and Local Initiated Projects FY 2016 - 2019

SPONSOR	DES	STIP NAME	ROUTE	WORK TYPE	LOCATION	DISTRICT	MILES	FEDERAL CATEGORY	Estimated Cost left to Complete Project*	PROGRAM	PHASE	FEDERAL	MATCH	2016	2017	2018	2019
Montgomery County																	
Indiana Department of Transportation	1400457	Init.	SR 25	Repair Or Replace Joints	Bridge over N Fork Coal Creek, 1.64 mi N of SR 55	Crawfordsville	0	STP		Bridge Construction	CN	\$0.00	\$0.00	\$0.00			
Indiana Department of Transportation	1400515	Init.	I 74	Repair Or Replace Joints	EB Bridge over E Fork Coal Creek, 1.68 mi E of SR 25	Crawfordsville	0	Interstate		Bridge Construction	CN	\$0.00	\$0.00	\$0.00			
Indiana Department of Transportation	1400516	Init.	I 74	Repair Or Replace Joints	WB Bridge over E Fork Coal Creek, 1.68 mi E of SR 25	Crawfordsville	0	Interstate		Bridge Construction	CN	\$0.00	\$0.00	\$0.00			
Indiana Department of Transportation	1400517	Init.	I 74	Repair Or Replace Joints	Old SR 55/CR 400W over I-74, 4.13 mi W of US 231	Crawfordsville	0	Interstate		Bridge Construction	CN	\$0.00	\$0.00	\$0.00			
Indiana Department of Transportation	1400538	Init.	I 74	Bridge Maintenance And Repair	WB Bridge over Black Creek, 1.81 mi W of US 231	Crawfordsville	0	Interstate		Bridge Construction	CN	\$0.00	\$0.00	\$0.00			
Indiana Department of Transportation	1400539	Init.	I 74	Bridge Maintenance And Repair	EB Bridge over CSX RR, 0.23 mi E of US 231	Crawfordsville	0	Interstate		Bridge Construction	CN	\$0.00	\$0.00	\$0.00			
Indiana Department of Transportation	0800928	Init.	US 136	Small Structure Replacement	4.56 mi E of SR 25 S Jct	Crawfordsville	0	STP		Bridge Construction	CN	\$0.00	\$0.00		\$0.00		
										Bridge ROW	RW	\$0.00	\$0.00	\$0.00			
Indiana Department of Transportation	0800123	Init.	US 136	HMA Overlay, Preventive Maintenance	From 1.42 miles W of US 231 to 1.23 miles E of SR 32	Crawfordsville	3.335	STP		Road Construction	CN	\$1,116,800.00	\$279,200.00	\$1,396,000.00			
Indiana Department of Transportation	0710125	Init.	I 74	HMA Overlay, Preventive Maintenance	From 0.35 miles W of SR 32 to 5.41 miles E of SR 32	Crawfordsville	5.741	Interstate		District Other Construction	CN	\$145,800.00	\$16,200.00	\$162,000.00			
										Road Consulting	PE	\$426,600.00	\$47,400.00	\$474,000.00			
										Road Construction	CN	\$2,475,000.00	\$275,000.00	\$2,750,000.00			
Indiana Department of Transportation	1296060	Init.	I 74	Bridge Maintenance And Repair	EB over Little Sugar Creek, 0.36 mi W of SR 32	Crawfordsville	0	Interstate		Bridge Construction	CN	\$14,400.00	\$1,600.00	\$16,000.00			
Indiana Department of Transportation	1296061	Init.	I 74	Bridge Maintenance And Repair	WB over Little Sugar Creek, 0.36 mi W of SR 32	Crawfordsville	0	Interstate		Bridge Construction	CN	\$13,500.00	\$1,500.00	\$15,000.00			
Montgomery County	1173139	Init.	IR 1019	Bridge Rehabilitation Or Repair	Bridge 126 over Rattlesnake Creek on 275 W	Crawfordsville	0	STP		Local Bridge Program	CN	\$826,400.00	\$0.00	\$826,400.00			
										100% Local Funds	CN	\$0.00	\$206,600.00	\$206,600.00			
Montgomery County	1173376	Init.	IR 1020	Bridge Deck Overlay	Bridge #100 CR 625 W and 0.5 mi. South CR 450 N Over East Fork Coal Creek	Crawfordsville	0	STP		Local Bridge Program	CN	\$213,770.00	\$0.00	\$213,770.00			
										100% Local Funds	CN	\$0.00	\$53,442.50	\$53,442.50			

*Estimated Costs left to Complete Project column is for costs that may extend beyond the four years of a STIP. This column is not fiscally constrained and is for information purposes.

Indiana Department of Transportation (INDOT)
 State Preservation and Local Initiated Projects FY 2016 - 2019

SPONSOR	DES	STIP NAME	ROUTE	WORK TYPE	LOCATION	DISTRICT	MILES	FEDERAL CATEGORY	Estimated Cost left to Complete Project*	PROGRAM	PHASE	FEDERAL	MATCH	2016	2017	2018	2019
Montgomery County	1173377	Init.	IR 1021	Bridge Rehabilitation Or Repair	Bridge # 46 on CR 500 N and 0.15 miles west of CR 575E	Crawfordsville	0	STP		Local Bridge Program	CN	\$199,760.00	\$0.00	\$199,760.00			
										100% Local Funds	CN	\$0.00	\$69,217.49	\$69,217.49			
Indiana Department of Transportation	1006326	Init.	SR 47	Small Structure Pipe Lining	1.78 mi N of I-74	Crawfordsville	0	STP		Bridge Construction	CN	\$68,000.00	\$17,000.00	\$85,000.00			
Indiana Department of Transportation	1006330	Init.	SR 47	New Br, Precast 3 Sided Culvert	1.76 mi S of SR234	Crawfordsville	0	STP		Bridge Construction	CN	\$598,400.00	\$149,600.00	\$748,000.00			
Indiana Department of Transportation	1296238	Init.	US 231	Small Structure Pipe Lining	0.46 mi N of I-74	Crawfordsville	0	NHPP		Bridge Construction	CN	\$289,600.00	\$72,400.00		\$362,000.00		
										Bridge ROW	RW	\$2,000.00	\$500.00	\$2,500.00			
Indiana Department of Transportation	1006274	Init.	I 74	Bridge Deck Replacement & Widening	EB Bridge over Sugar Creek, 0.83 mi E of US 231	Crawfordsville	0	Interstate		Bridge Consulting	PE	\$13,950.00	\$1,550.00	\$15,500.00			
										Bridge Construction	CN	\$2,866,500.00	\$318,500.00		\$3,185,000.00		
Indiana Department of Transportation	1006276	Init.	I 74	Bridge Deck Replacement & Widening	WB Bridge over Sugar Creek, 0.83 mi E of US 231	Crawfordsville	0	Interstate		Bridge Consulting	PE	\$18,000.00	\$2,000.00	\$20,000.00			
										Bridge Construction	CN	\$2,866,500.00	\$318,500.00		\$3,185,000.00		
Indiana Department of Transportation	1006289	Init.	I 74	Bridge Deck Replacement	0.23 mi E of US 231 (CSX RR WB)	Crawfordsville	0	Interstate		Bridge Construction	CN	\$1,074,600.00	\$119,400.00		\$1,194,000.00		
Indiana Department of Transportation	1296419	Init.	I 74	Replace Superstructure	EBL, 1.11 mi W of US 231 over Black Creek	Crawfordsville	0	Interstate		Bridge Construction	CN	\$1,140,300.00	\$126,700.00		\$1,267,000.00		
Indiana Department of Transportation	1296421	Init.	I 74	Replace Superstructure	WBL, 1.11 mi W of US 231 over Black Creek	Crawfordsville	0	Interstate		Bridge Construction	CN	\$1,140,300.00	\$126,700.00		\$1,267,000.00		
Indiana Department of Transportation	1296617	Init.	SR 234	HMA Overlay, Preventive Maintenance	From 3.57 mi E of SR 341 (Mont/Fntn CL) to SR 47	Crawfordsville	8.947	STP		Road Construction	CN	\$2,272,800.00	\$568,200.00		\$2,841,000.00		
Indiana Department of Transportation	1296142	Init.	I 74	Bridge Deck Overlay	Beckville Rd over I-74, 3.89 mi E of SR 32	Crawfordsville	0	Interstate		Bridge Construction	CN	\$389,700.00	\$43,300.00		\$433,000.00		
Indiana Department of Transportation	1296397	Init.	SR 47	Replace Superstructure	0.39 mi N of SR 234 over Indian Creek	Crawfordsville	0	STP		Bridge Construction	CN	\$916,800.00	\$229,200.00		\$1,146,000.00		
										Bridge ROW	RW	\$48,000.00	\$12,000.00	\$60,000.00			
Indiana Department of Transportation	1298443	Init.	I 74	Replace Superstructure	EB Bridge over US 231	Crawfordsville	0	Interstate		Bridge Construction	CN	\$1,836,900.00	\$204,100.00			\$2,041,000.00	

*Estimated Costs left to Complete Project column is for costs that may extend beyond the four years of a STIP. This column is not fiscally constrained and is for information purposes.

Indiana Department of Transportation (INDOT)
 State Preservation and Local Initiated Projects FY 2016 - 2019

SPONSOR	DES	STIP NAME	ROUTE	WORK TYPE	LOCATION	DISTRICT	MILES	FEDERAL CATEGORY	Estimated Cost left to Complete Project*	PROGRAM	PHASE	FEDERAL	MATCH	2016	2017	2018	2019
Indiana Department of Transportation	1298443	Init.	I 74	Replace Superstructure	EB Bridge over US 231	Crawfordsville	0	Interstate		Bridge Consulting	PE	\$69,570.00	\$7,730.00	\$77,300.00			
Indiana Department of Transportation	1298445	Init.	I 74	Replace Superstructure	WB Bridge over US 231	Crawfordsville	0	Interstate		Bridge Consulting	PE	\$72,000.00	\$8,000.00	\$80,000.00			
										Bridge Construction	CN	\$1,604,700.00	\$178,300.00			\$1,783,000.00	
Indiana Department of Transportation	1298628	Init.	US 231	Pavement Replacement	From 0.37 mi S of I-74 to I-74	Crawfordsville	.37	NHPP		Road Construction	CN	\$1,299,200.00	\$324,800.00			\$1,624,000.00	
										Road Consulting	PE	\$114,080.00	\$28,520.00	\$142,600.00			
Indiana Department of Transportation	1298472	Init.	SR 32	Small Structure Replacement	0.16 mi E of SR 47	Crawfordsville	0	STP		Bridge Construction	CN	\$123,200.00	\$30,800.00			\$154,000.00	
										Bridge ROW	RW	\$40,000.00	\$10,000.00		\$50,000.00		
										Bridge Consulting	PE	\$20,000.00	\$5,000.00	\$25,000.00			
Indiana Department of Transportation	1298372	Init.	SR 32	Small Structure Pipe Lining	0.41 mi W of SR 47 W Jct	Crawfordsville	0	STP		Bridge Construction	CN	\$130,400.00	\$32,600.00			\$163,000.00	
										Bridge Consulting	PE	\$24,000.00	\$6,000.00	\$30,000.00			
										Bridge ROW	RW	\$8,000.00	\$2,000.00		\$10,000.00		
Indiana Department of Transportation	1298350	Init.	SR 47	Bridge Replacement, Other Construction	Bridge over N Fork Little Raccoon Creek, 2.14 mi S of SR 59	Crawfordsville	0	STP		Bridge Consulting	PE	\$16,000.00	\$4,000.00	\$20,000.00			
										Bridge ROW	RW	\$32,000.00	\$8,000.00		\$40,000.00		
										Bridge Construction	CN	\$870,400.00	\$217,600.00			\$1,088,000.00	
Indiana Department of Transportation	1298351	Init.	SR 47	Bridge Replacement, Other Construction	Bridge over Walnut Fork, 0.81 mi N of SR 32	Crawfordsville	0	STP		Bridge Consulting	PE	\$24,000.00	\$6,000.00	\$30,000.00			
										Bridge ROW	RW	\$32,000.00	\$8,000.00		\$40,000.00		
										Bridge Construction	CN	\$2,108,000.00	\$527,000.00			\$2,635,000.00	
Indiana Department of Transportation	1298423	Init.	SR 32	Replace Superstructure	Bridge over Sugar Creek, 3.45 mi W of SR 47	Crawfordsville	0	STP		Bridge Consulting	PE	\$152,000.00	\$38,000.00	\$190,000.00			

*Estimated Costs left to Complete Project column is for costs that may extend beyond the four years of a STIP. This column is not fiscally constrained and is for information purposes.

Indiana Department of Transportation (INDOT)
 State Preservation and Local Initiated Projects FY 2016 - 2019

SPONSOR	DES	STIP NAME	ROUTE	WORK TYPE	LOCATION	DISTRICT	MILES	FEDERAL CATEGORY	Estimated Cost left to Complete Project*	PROGRAM	PHASE	FEDERAL	MATCH	2016	2017	2018	2019
Indiana Department of Transportation	1298423	Init.	SR 32	Replace Superstructure	Bridge over Sugar Creek, 3.45 mi W of SR 47	Crawfordsville	0	STP		Bridge Construction	CN	\$1,807,200.00	\$451,800.00			\$2,259,000.00	
Montgomery County	1382087	Init.	VA VARI	Bridge Inspections	County wide bridge Inspections	Crawfordsville	0	Multiple		Local Bridge Program	PE	\$0.00	\$0.00	\$0.00	\$0.00	\$0.00	\$0.00
										Local Bridge Program	CN	\$0.00	\$0.00	\$0.00	\$0.00	\$0.00	\$0.00
										100% Local Funds	PE	\$0.00	\$0.00	\$0.00	\$0.00	\$0.00	\$0.00
Crawfordsville	1383471	Init.	ST 1001	Safety Revisions	Various Throughout the City of Crawfordsville	Crawfordsville	11.5	STP		Local Safety Program	CN	\$376,200.00	\$0.00		\$376,200.00		
										100% Local Funds	PE	\$0.00	\$0.00	\$0.00	\$0.00	\$0.00	\$0.00
										Local Safety Program	PE	\$0.00	\$0.00	\$0.00	\$0.00	\$0.00	\$0.00
										100% Local Funds	CN	\$0.00	\$41,800.00		\$41,800.00		
Crawfordsville	1383414	Init.	ST 1022	Bike/Pedestrian Facilities	Sugar Creek Trail from Donnelley Trailhead Park to Schenck Road	Crawfordsville	.53	STP		100% Local Funds	CN	\$0.00	\$174,000.00		\$174,000.00		
										Local Transportation Alternatives	RW	\$60,000.00	\$0.00	\$60,000.00			
										100% Local Funds	RW	\$0.00	\$15,000.00	\$15,000.00			
										Local Transportation Alternatives	CN	\$696,000.00	\$0.00		\$696,000.00		
Indiana Department of Transportation	1400456	Init.	SR 25	Bridge Thin Deck Overlay	Bridge over I-74, 1.04 mi N of US 136	Crawfordsville	0	STP		Bridge Construction	CN	\$188,800.00	\$47,200.00	\$236,000.00			
Indiana Department of Transportation	1400542	Init.	SR 25	Bridge Thin Deck Overlay	Bridge over Turkey Creek, 1.41 mi S of SR 55	Crawfordsville	0	STP		Bridge Construction	CN	\$44,800.00	\$11,200.00	\$56,000.00			
Crawfordsville	1297653	Init.	US 231	Erosion Control	East embankment, S of Bridge over Sugar Creek, 0.19 mi N of SR 32 N Jct	Crawfordsville	.04	NHPP		District Maintenance Work Program -	CN	\$65,280.00	\$16,320.00	\$81,600.00			
Crawfordsville	1400794	Init.	ST 1023	Road Reconstruction (3R/4R Standards)	Concord Road from US 231 to approximately 500 feet south of the CSX crossing	Crawfordsville	.71	STP		Group III Program	PE	\$0.00	\$0.00	\$0.00	\$0.00	\$0.00	\$0.00
										100% Local Funds	CN	\$0.00	\$491,000.00			\$491,000.00	
										100% Local Funds	PE	\$0.00	\$0.00	\$0.00	\$0.00	\$0.00	\$0.00

*Estimated Costs left to Complete Project column is for costs that may extend beyond the four years of a STIP. This column is not fiscally constrained and is for information purposes.

Indiana Department of Transportation (INDOT)
 State Preservation and Local Initiated Projects FY 2016 - 2019

SPONSOR	DES	STIP NAME	ROUTE	WORK TYPE	LOCATION	DISTRICT	MILES	FEDERAL CATEGORY	Estimated Cost left to Complete Project*	PROGRAM	PHASE	FEDERAL	MATCH	2016	2017	2018	2019
Crawfordsville	1400794	Init.	ST 1023	Road Reconstruction (3R/4R Standards)	Concord Road from US 231 to approximately 500 feet south of the CSX crossing	Crawfordsville	.71	STP		Group III Program	CN	\$1,964,000.00	\$0.00			\$1,964,000.00	
										100% Local Funds	RW	\$0.00	\$80,000.00		\$80,000.00		
										Group III Program	RW	\$320,000.00	\$0.00		\$320,000.00		
Indiana Department of Transportation	1401052	Init.	US 231	Auxiliary Lanes, Accel & Decel or Turn Lanes	At SR 32 N Jct/US 136 (Market Street); Northbound Approach	Crawfordsville	0	NHPP		District Other Construction	CN	\$115,200.00	\$28,800.00	\$144,000.00			
Indiana Department of Transportation	1400240	Init.	SR 32	Replace Superstructure	0.87 mi E of SR 47	Crawfordsville	0	NHPP		Bridge Consulting	PE	\$168,000.00	\$42,000.00	\$200,000.00	\$10,000.00		
										Bridge ROW	RW	\$16,000.00	\$4,000.00		\$20,000.00		
										Bridge Construction	CN	\$1,176,000.00	\$294,000.00				\$1,470,000.00

Montgomery County Total

Federal: \$34,711,410.00 Match :\$6,399,279.99 2016: \$8,700,689.99 2017: \$16,738,000.00 2018: \$14,202,000.00 2019: \$1,470,000.00

*Estimated Costs left to Complete Project column is for costs that may extend beyond the four years of a STIP. This column is not fiscally constrained and is for information purposes.

Indiana Department of Transportation (INDOT)
 State Preservation and Local Initiated Projects FY 2016 - 2019

SPONSOR	DES	STIP NAME	ROUTE	WORK TYPE	LOCATION	DISTRICT	MILES	FEDERAL CATEGORY	Estimated Cost left to Complete Project*	PROGRAM	PHASE	FEDERAL	MATCH	2016	2017	2018	2019
Morgan County																	
Indiana Department of Transportation	1400522	Init.	SR 42	Bridge Maintenance And Repair	Bridge over Robart Ditch, 2.36 mi W of SR 39	Crawfordsville	0	STP		Bridge Construction	CN	\$0.00	\$0.00	\$0.00			
Indiana Department of Transportation	0800148	Init.	SR 135	Bridge Deck Barrier Wall	1.26 miles S SR 252, bridge over Bear Creek	Seymour	0	STP		Bridge ROW	RW	\$50,000.00	\$12,500.00	\$62,500.00			
										Bridge Consulting	PE	\$17,520.00	\$4,380.00	\$21,900.00			
										Bridge Construction	CN	\$511,372.80	\$127,843.20		\$639,216.00		
Indiana Department of Transportation	1296565	Init.	SR 135	Small Structure Replacement	6.55 miles N of SR-45 on SR-135	Seymour	0	STP		Bridge ROW	RW	\$17,200.00	\$4,300.00	\$21,500.00			
										Bridge Construction	CN	\$272,880.00	\$68,220.00	\$25,000.00	\$316,100.00		
Indiana Department of Transportation	0800163	Init.	SR 135	Bridge Replacement, Concrete	0.33 miles S SR 252 on SR-135	Seymour	0	STP		Bridge Consulting	PE	\$24,000.00	\$6,000.00	\$30,000.00			
										Bridge Construction	CN	\$1,845,072.80	\$461,268.20			\$2,306,341.00	
										Bridge ROW	RW	\$22,400.00	\$5,600.00	\$28,000.00			
Indiana Department of Transportation	1006388	Init.	SR 67	Small Structure Replacement	21.71 miles north of US 231	Seymour	0	STP		Bridge Construction	CN	\$531,200.00	\$132,800.00	\$664,000.00			
Indiana Department of Transportation	1006397	Init.	SR 67	New Bridge, Other Construction	SR 67 north of US 231 at RP 75+02.	Seymour	0	STP		Bridge Construction	CN	\$536,000.00	\$134,000.00	\$670,000.00			
Morgan County	1173249	Init.	IR 1011	Br Repl, Comp.Cont.Pres.Conc .Box Beam	Bridge 44 on Peavine Road over Stotts Creek, 0.9 miles S of S.R. 44	Seymour	.13	STP		100% Local Funds	RW	\$0.00	\$0.00	\$0.00	\$0.00	\$0.00	\$0.00
										Local Bridge Program	RW	\$0.00	\$0.00	\$0.00	\$0.00	\$0.00	\$0.00
Indiana Department of Transportation	0900291	Init.	I 70	Bridge Deck Overlay	Morgan Co Hazelwood Rd over I-70, 2.44 miles W of SR 39	Crawfordsville	0	Interstate		Bridge Construction	CN	\$262,800.00	\$29,200.00	\$292,000.00			
Indiana Department of Transportation	1296607	Init.	SR 142	HMA Overlay, Preventive Maintenance	From SR 42 to SR 39	Crawfordsville	10.175	STP		Road Construction	CN	\$1,860,000.00	\$465,000.00		\$2,325,000.00		
Indiana Department of Transportation	1296656	Init.	SR 39	HMA Overlay, Preventive Maintenance	From SR 142 to SR 42	Crawfordsville	5.429	STP		Road Construction	CN	\$969,600.00	\$242,400.00		\$1,212,000.00		
Indiana Department of Transportation	1401661	Init.	SR 142	Bridge Thin Deck Overlay	Bridge over Snake Creek, 3.35 mi E of SR 42	Crawfordsville	0	STP		Bridge Construction	CN	\$45,360.00	\$11,340.00		\$56,700.00		
Indiana Department of Transportation	1401662	Init.	SR 142	Bridge Maintenance And Repair	Bridge over Kivett Branch, 4.70 mi W of SR 39	Crawfordsville	0	STP		Bridge Construction	CN	\$5,680.00	\$1,420.00		\$7,100.00		

*Estimated Costs left to Complete Project column is for costs that may extend beyond the four years of a STIP. This column is not fiscally constrained and is for information purposes.

Indiana Department of Transportation (INDOT)
 State Preservation and Local Initiated Projects FY 2016 - 2019

SPONSOR	DES	STIP NAME	ROUTE	WORK TYPE	LOCATION	DISTRICT	MILES	FEDERAL CATEGORY	Estimated Cost left to Complete Project*	PROGRAM	PHASE	FEDERAL	MATCH	2016	2017	2018	2019
Indiana Department of Transportation	1401663	Init.	SR 142	Bridge Thin Deck Overlay	Bridge over Lambs Creek, 4.15 mi W of SR 39	Crawfordsville	0	STP		Bridge Construction	CN	\$26,560.00	\$6,640.00		\$33,200.00		
Indiana Department of Transportation	1401664	Init.	SR 142	Bridge Maintenance And Repair	Bridge over Little Rock Creek, 3.88 mi W of SR 39	Crawfordsville	0	STP		Bridge Construction	CN	\$3,600.00	\$900.00		\$4,500.00		
Indiana Department of Transportation	1401665	Init.	SR 39	Bridge Thin Deck Overlay	Bridge over Branch of Clear Creek, 1.20 mi S of SR 42	Crawfordsville	0	STP		Bridge Construction	CN	\$19,120.00	\$4,780.00		\$23,900.00		
Indiana Department of Transportation	1296194	Init.	SR 42	Small Structure Replacement	6.75 mi E of US 231	Crawfordsville	0	STP		Bridge ROW	RW	\$16,000.00	\$4,000.00	\$20,000.00			
										Bridge Construction	CN	\$201,600.00	\$50,400.00		\$252,000.00		
Indiana Department of Transportation	1296195	Init.	SR 42	Small Structure Replacement	7.10 mi E of US 231	Crawfordsville	0	STP		Bridge ROW	RW	\$16,000.00	\$4,000.00	\$20,000.00			
										Bridge Construction	CN	\$246,400.00	\$61,600.00		\$308,000.00		
Indiana Department of Transportation	1296236	Init.	SR 142	Small Structure Replacement	2.87 mi E of SR 42	Crawfordsville	0	STP		Bridge ROW	RW	\$16,000.00	\$4,000.00	\$20,000.00			
										Bridge Construction	CN	\$331,200.00	\$82,800.00		\$414,000.00		
Indiana Department of Transportation	1298451	Init.	SR 67	Small Structure Pipe Lining	Approximately 4.5 miles North of SR 39	Seymour	0	STP		Bridge Consulting	PE	\$12,000.00	\$3,000.00	\$15,000.00			
										Bridge Construction	CN	\$117,494.40	\$29,373.60			\$146,868.00	
Morgan County	1382122	Init.	IR 1001	Bridge Inspections	Inspection and re-inspection of county bridges 20' and greater in length	Seymour	0	STP		Local Bridge Program	PE	\$0.00	\$0.00	\$0.00	\$0.00	\$0.00	\$0.00
										100% Local Funds	PE	\$0.00	\$0.00	\$0.00	\$0.00	\$0.00	\$0.00
										Local Bridge Program	CN	\$0.00	\$0.00	\$0.00	\$0.00	\$0.00	\$0.00
Indiana Department of Transportation	1400563	Init.	I 70	Bridge Thin Deck Overlay	Shupe Road over I-70, 5.01 mi W of SR 39	Crawfordsville	0	Interstate		Bridge Construction	CN	\$216,900.00	\$24,100.00	\$241,000.00			
Indiana Department of Transportation	1400026	Init.	SR 39	Replace Superstructure	1.25 miles north of SR 67 over Branch of Highland Creek	Seymour	0	STP		Bridge Consulting	PE	\$32,000.00	\$8,000.00	\$40,000.00			
										Bridge ROW	RW	\$20,000.00	\$5,000.00		\$25,000.00		
										Bridge Construction	CN	\$404,000.00	\$101,000.00	\$20,000.00			\$485,000.00

*Estimated Costs left to Complete Project column is for costs that may extend beyond the four years of a STIP. This column is not fiscally constrained and is for information purposes.

Indiana Department of Transportation (INDOT)
 State Preservation and Local Initiated Projects FY 2016 - 2019

SPONSOR	DES	STIP NAME	ROUTE	WORK TYPE	LOCATION	DISTRICT	MILES	FEDERAL CATEGORY	Estimated Cost left to Complete Project*	PROGRAM	PHASE	FEDERAL	MATCH	2016	2017	2018	2019
Indiana Department of Transportation	1400087	Init.	SR 67	Small Structure Paved Invert	Approximately 1.35 miles south of Sycamore Creek	Seymour	0	STP		Bridge Construction	CN	\$116,800.00	\$29,200.00	\$10,000.00			\$136,000.00
										Bridge Consulting	PE	\$12,000.00	\$3,000.00	\$15,000.00			
										Bridge ROW	RW	\$1,600.00	\$400.00		\$2,000.00		

Morgan County Total
 Federal: \$8,780,360.00 Match :\$2,128,465.00 2016: \$2,215,900.00 2017: \$5,618,716.00 2018: \$2,453,209.00 2019: \$621,000.00

*Estimated Costs left to Complete Project column is for costs that may extend beyond the four years of a STIP. This column is not fiscally constrained and is for information purposes.

Indiana Department of Transportation (INDOT)
 State Preservation and Local Initiated Projects FY 2016 - 2019

SPONSOR	DES	STIP NAME	ROUTE	WORK TYPE	LOCATION	DISTRICT	MILES	FEDERAL CATEGORY	Estimated Cost left to Complete Project*	PROGRAM	PHASE	FEDERAL	MATCH	2016	2017	2018	2019
Newton County																	
Indiana Department of Transportation	0201037	Init.	SR 10	Bridge Replacement, Steel	Bridge over Beaver Lake Ditch, 0.48 mile W of US 41	LaPorte	.01	STP		Bridge ROW	RW	\$48,000.00	\$12,000.00	\$60,000.00			
										Bridge Construction	CN	\$676,000.00	\$169,000.00		\$845,000.00		
Indiana Department of Transportation	1006705	Init.	SR 114	Small Structure Replacement	1.47 mi E of jct US 41 (Brunton & Decker Lateral)	LaPorte	0	STP		Bridge ROW	RW	\$2,560.00	\$640.00	\$3,200.00			
										Bridge Construction	CN	\$200,000.00	\$50,000.00	\$250,000.00			
Indiana Department of Transportation	1006752	Init.	SR 55	Small Structure Replacement	3.79 mi S of SR 10 (Gregory Ditch)	LaPorte	0	STP		Bridge ROW	RW	\$15,200.00	\$3,800.00	\$19,000.00			
										Bridge Construction	CN	\$173,356.40	\$43,339.10	\$216,695.50			
Indiana Department of Transportation	1006735	Init.	SR 16	Small Structure Replacement	2.10 mi E of US 41	LaPorte	0	STP		Bridge Construction	CN	\$287,200.00	\$71,800.00		\$359,000.00		
										Bridge ROW	RW	\$21,600.00	\$5,400.00	\$27,000.00			
Indiana Department of Transportation	1006741	Init.	I 65	Small Structure Pipe Lining	2.64 mi N of SR 10	LaPorte	0	Interstate		Bridge Construction	CN	\$175,500.00	\$19,500.00		\$195,000.00		
										Bridge Consulting	PE	\$11,700.00	\$1,300.00	\$13,000.00			
Indiana Department of Transportation	1172265	Init.	I 65	Small Structure Pipe Lining	3.59 mi N of SR 10	LaPorte	0	Interstate		Bridge Consulting	PE	\$13,500.00	\$1,500.00	\$15,000.00			
										Bridge Construction	CN	\$199,800.00	\$22,200.00		\$222,000.00		
Indiana Department of Transportation	1172324	Init.	US 41	Bridge Replacement, Other Construction	NB Bridge over Montgomery Ditch, 2.66 miles N of US 24	LaPorte	0	NHPP		Bridge Construction	CN	\$858,400.00	\$214,600.00		\$1,073,000.00		
Indiana Department of Transportation	1173419	Init.	US 41	Bridge Replacement, Other Construction	SB Bridge over Montgomery Ditch, 2.66mi N of US 24	LaPorte	0	NHPP		Bridge Consulting	PE	\$63,848.80	\$15,962.20	\$79,811.00			
										Bridge Construction	CN	\$858,400.00	\$214,600.00		\$1,073,000.00		
Indiana Department of Transportation	1296312	Init.	US 41	Bridge Deck Overlay	NBL bridge over Beaver Lake Ditch, 3.75mi S of SR 10	LaPorte	0	NHPP		Bridge Construction	CN	\$319,200.00	\$79,800.00		\$399,000.00		
Indiana Department of Transportation	1296313	Init.	US 41	Bridge Deck Overlay	SBL bridge over Beaver Lake Ditch, 3.75mi S of SR 10	LaPorte	0	NHPP		Bridge Construction	CN	\$319,200.00	\$79,800.00		\$399,000.00		
Indiana Department of Transportation	1006768	Init.	US 41	Small Structure Pipe Lining	3.76 mi N of SR 114	LaPorte	0	NHPP		Bridge Construction	CN	\$132,000.00	\$33,000.00		\$165,000.00		

*Estimated Costs left to Complete Project column is for costs that may extend beyond the four years of a STIP. This column is not fiscally constrained and is for information purposes.

Indiana Department of Transportation (INDOT)
 State Preservation and Local Initiated Projects FY 2016 - 2019

SPONSOR	DES	STIP NAME	ROUTE	WORK TYPE	LOCATION	DISTRICT	MILES	FEDERAL CATEGORY	Estimated Cost left to Complete Project*	PROGRAM	PHASE	FEDERAL	MATCH	2016	2017	2018	2019
Indiana Department of Transportation	1006768	Init.	US 41	Small Structure Pipe Lining	3.76 mi N of SR 114	LaPorte	0	NHPP		Bridge Consulting	PE	\$4,000.00	\$1,000.00	\$5,000.00			
Indiana Department of Transportation	1296476	Init.	SR 55	HMA Overlay, Preventive Maintenance	US 24 to SR 16	LaPorte	7.53	STP		Road Construction	CN	\$1,286,400.00	\$321,600.00		\$1,608,000.00		
Newton County	1297542	Init.	IR 1002	Br Repl, Reinforced Conc. Construction	Newton County Bridge #127, CR 325W over Thompson Ditch	LaPorte	0	STP		100% Local Funds	CN	\$0.00	\$225,282.21	\$225,282.21			
										Group IV Program	CN	\$901,128.88	\$0.00	\$901,128.88			
Newton County	1382097	Init.	IR 1002	Bridge Inspections	County wide bridge inspections, 20' and greater in length	LaPorte	0	STP		Local Bridge Program	PE	\$0.00	\$0.00	\$0.00	\$0.00	\$0.00	\$0.00
										100% Local Funds	PE	\$0.00	\$0.00	\$0.00	\$0.00	\$0.00	\$0.00
Indiana Department of Transportation	1383599	Init.	SR 55	HMA Overlay, Functional	From SR 14 to SR 10	LaPorte	9.022	STP		Road Construction	CN	\$3,573,600.00	\$893,400.00				\$4,467,000.00
Indiana Department of Transportation	1383707	Init.	US 24	Bridge Replacement, Concrete	Bridge over Hunter Ditch, 2.03 mi. E of SR 55	LaPorte	0	NHPP		Bridge Consulting	PE	\$100,000.00	\$25,000.00	\$125,000.00			
										Bridge Construction	CN	\$614,400.00	\$153,600.00				\$768,000.00
										Bridge ROW	RW	\$16,000.00	\$4,000.00		\$20,000.00		
Indiana Department of Transportation	1400203	Init.	SR 10	Small Structure Replacement	0.6 miles West of Jct SR 55	LaPorte	0	STP		Bridge Construction	CN	\$162,400.00	\$40,600.00				\$203,000.00
										Bridge Consulting	PE	\$26,640.00	\$6,660.00	\$33,300.00			
										Bridge ROW	RW	\$21,600.00	\$5,400.00		\$27,000.00		
Indiana Department of Transportation	1173921	Init.	US 41	Small Structure Replacement	1.15 mi S of SR 24	Crawfordsville	0	NHPP		Bridge Construction	CN	\$50,000.00	\$12,500.00	\$62,500.00			
Indiana Department of Transportation	1172255	Init.	SR 55	Small Structure Pipe Lining	0.82 mi S of SR 16	LaPorte	0	STP		Bridge Construction	CN	\$40,000.00	\$10,000.00		\$50,000.00		
										Bridge ROW	RW	\$21,600.00	\$5,400.00	\$27,000.00			
										Bridge Consulting	PE	\$10,400.00	\$2,600.00	\$13,000.00			
Indiana Department of Transportation	1296484	Init.	SR 55	Small Structure Pipe Lining	2.06 miles S of SR 10	LaPorte	0	STP		Bridge Consulting	PE	\$10,400.00	\$2,600.00	\$13,000.00			

*Estimated Costs left to Complete Project column is for costs that may extend beyond the four years of a STIP. This column is not fiscally constrained and is for information purposes.

Indiana Department of Transportation (INDOT)
 State Preservation and Local Initiated Projects FY 2016 - 2019

SPONSOR	DES	STIP NAME	ROUTE	WORK TYPE	LOCATION	DISTRICT	MILES	FEDERAL CATEGORY	Estimated Cost left to Complete Project*	PROGRAM	PHASE	FEDERAL	MATCH	2016	2017	2018	2019
Indiana Department of Transportation	1296484	Init.	SR 55	Small Structure Pipe Lining	2.06 miles S of SR 10	LaPorte	0	STP		Bridge Construction	CN	\$49,600.00	\$12,400.00		\$62,000.00		
										Bridge ROW	RW	\$21,600.00	\$5,400.00		\$27,000.00		
Indiana Department of Transportation	1296457	Init.	SR 55	Small Structure Replacement	3.06 miles N of SR 14	LaPorte	0	STP		Bridge ROW	RW	\$21,600.00	\$5,400.00	\$27,000.00			
										Bridge Consulting	PE	\$10,400.00	\$2,600.00	\$13,000.00			
										Bridge Construction	CN	\$40,000.00	\$10,000.00		\$50,000.00		

Newton County Total
 Federal: \$11,357,234.08 Match :\$2,783,683.51 2016: \$2,128,917.59 2017: \$6,574,000.00 2018: \$0.00 2019: \$5,438,000.00

*Estimated Costs left to Complete Project column is for costs that may extend beyond the four years of a STIP. This column is not fiscally constrained and is for information purposes.

Indiana Department of Transportation (INDOT)
 State Preservation and Local Initiated Projects FY 2016 - 2019

SPONSOR	DES	STIP NAME	ROUTE	WORK TYPE	LOCATION	DISTRICT	MILES	FEDERAL CATEGORY	Estimated Cost left to Complete Project*	PROGRAM	PHASE	FEDERAL	MATCH	2016	2017	2018	2019
Noble County																	
Indiana Department of Transportation	1006218	Init.	SR 5	Other Type Project (Miscellaneous)	9.8 Mi North of US 30 (Wilmot Dam)	Fort Wayne	0	STP		Statewide Construction	CN	\$208,000.00	\$52,000.00	\$260,000.00			
Indiana Department of Transportation	1296110	Init.	SR 5	Small Structure Pipe Lining	Pipeliners for Lower Ditch, 9.10 Miles North of US 30.	Fort Wayne	0	STP		Bridge ROW	RW	\$1,600.00	\$400.00	\$2,000.00			
										Bridge Construction	CN	\$22,400.00	\$5,600.00		\$28,000.00		
Indiana Department of Transportation	1297025	Init.	SR 9	Bridge Maintenance And Repair	Bridge for Northport Road over SR 9, 3.83 Miles North of US 6.	Fort Wayne	0	STP		Bridge Consulting	PE	\$0.00	\$0.00	\$0.00			
										Bridge Construction	CN	\$85,040.00	\$21,260.00	\$106,300.00			
Indiana Department of Transportation	1296396	Init.	SR 5	HMA Overlay, Preventive Maintenance	From 9.15 Mi. S. of US 33, N. limits of Wilmot to US 33.	Fort Wayne	9.147	STP		Road Construction	CN	\$1,524,800.00	\$381,200.00	\$1,906,000.00			
Indiana Department of Transportation	1296498	Init.	SR 5	HMA Overlay, Preventive Maintenance	From US 6 to 1.59 Miles N. of US 6	Fort Wayne	1.593	STP		Road Construction	CN	\$444,800.00	\$111,200.00	\$556,000.00			
Indiana Department of Transportation	1296152	Init.	SR 8	Small Structure Replacement	Sm. Structure Over Branch of Crothers Ditch (Rimmell Branch), 5.69 Mi.E. of SR 9.	Fort Wayne	0	STP		Bridge ROW	RW	\$16,000.00	\$4,000.00	\$20,000.00			
										Bridge Construction	CN	\$524,800.00	\$131,200.00		\$656,000.00		
Indiana Department of Transportation	1296362	Init.	US 6	Bridge Replacement, Steel	Bridge Over Norfolk Southern R/R and Railroad Street, 1.08 Mi E of SR 9 W Jct	Fort Wayne	0	STP		Bridge ROW	RW	\$96,000.00	\$24,000.00	\$120,000.00			
										Bridge Construction	PE	\$0.00	\$0.00	\$0.00			
										Bridge Construction	CN	\$4,352,000.00	\$1,088,000.00		\$5,440,000.00		
Noble County	1382111	Init.	IR 1005	Bridge Inspections	Inspection and reinspection of county bridges 20 feet and longer	Fort Wayne	0	Multiple		Local Bridge Program	CN	\$0.00	\$0.00		\$0.00		
										100% Local Funds	PE	\$0.00	\$13,660.00		\$13,660.00		
										Local Bridge Program	PE	\$54,640.00	\$0.00		\$54,640.00		
Indiana Department of Transportation	1400370	Init.	SR 3	Bridge Maintenance And Repair	Bridge Over CSX RR NBL, 0.60 Miles South of SR 8.	Fort Wayne	0	STP		Bridge Construction	CN	\$12,320.00	\$3,080.00	\$15,400.00			
Indiana Department of Transportation	1400371	Init.	SR 3	Bridge Maintenance And Repair	Bridge Over CSX RR SBL, 0.60 Miles South of SR 8.	Fort Wayne	0	STP		Bridge Construction	CN	\$10,040.00	\$2,510.00	\$12,550.00			
Indiana Department of Transportation	1400376	Init.	SR 109	Bridge Maintenance And Repair	Bridge Over Crane Lake Outlet, 4.43 Miles South of US 33.	Fort Wayne	0	STP		Bridge Construction	CN	\$12,320.00	\$3,080.00	\$15,400.00			

*Estimated Costs left to Complete Project column is for costs that may extend beyond the four years of a STIP. This column is not fiscally constrained and is for information purposes.

Indiana Department of Transportation (INDOT)
 State Preservation and Local Initiated Projects FY 2016 - 2019

SPONSOR	DES	STIP NAME	ROUTE	WORK TYPE	LOCATION	DISTRICT	MILES	FEDERAL CATEGORY	Estimated Cost left to Complete Project*	PROGRAM	PHASE	FEDERAL	MATCH	2016	2017	2018	2019
Kendallville	1383446	Init.	ST 1010	Road Reconstruction (3R/4R Standards)	Fairview Boulevard from Dowling St to US 6	Fort Wayne	.54	STP		100% Local Funds	RW	\$0.00	\$10,800.00	\$10,800.00			
										100% Local Funds	PE	\$0.00	\$164.00		\$164.00		
										Group III Program	PE	\$656.00	\$0.00		\$656.00		
										Group III Program	RW	\$43,200.00	\$0.00	\$43,200.00			
										Group III Program	CN	\$2,784,397.00	\$0.00		\$2,784,397.00		
Abion	1400791	Init.	ST 1008	Road Reconstruction (3R/4R Standards)	West Main St: from 1,150' west of Village Dr to York Street	Fort Wayne	.76	STP		100% Local Funds	CN	\$0.00	\$452,955.00			\$452,955.00	
										Group IV Program	RW	\$118,274.00	\$0.00		\$118,274.00		
										100% Local Funds	RW	\$0.00	\$29,569.00		\$29,569.00		
										Group IV Program	CN	\$1,811,818.00	\$0.00		\$1,811,818.00		
										Group IV Program	PE	\$1,883.80	\$0.00		\$1,883.80		
Noble County	1400829	Init.	ST 1013	Bridge Rehabilitation Or Repair	Bridge #147 - Pigeon Street over Elkhart River	Fort Wayne	.14	STP		100% Local Funds	PE	\$0.00	\$12,414.00		\$12,414.00		
										Local Bridge Program	PE	\$49,656.00	\$0.00		\$49,656.00		
										Local Bridge Program	CN	\$1,304,000.00	\$0.00		\$16,000.00	\$1,288,000.00	
										Local Bridge Program	RW	\$48,000.00	\$0.00		\$48,000.00		
										100% Local Funds	RW	\$0.00	\$12,000.00		\$12,000.00		
									100% Local Funds	CN	\$0.00	\$326,000.00		\$4,000.00	\$322,000.00		

*Estimated Costs left to Complete Project column is for costs that may extend beyond the four years of a STIP. This column is not fiscally constrained and is for information purposes.

Indiana Department of Transportation (INDOT)

State Preservation and Local Initiated Projects FY 2016 - 2019

SPONSOR	DES	STIP NAME	ROUTE	WORK TYPE	LOCATION	DISTRICT	MILES	FEDERAL CATEGORY	Estimated Cost left to Complete Project*	PROGRAM	PHASE	FEDERAL	MATCH	2016	2017	2018	2019
Indiana Department of Transportation	1401544	Init.	US 33	Substructure Repair And Rehabilitation	Bridge Over Mud Run, 0.81 Miles South of SR 9.	Fort Wayne	0	NHPP		Bridge Construction	CN	\$29,608.00	\$7,402.00		\$37,010.00		
Indiana Department of Transportation	1401488	Init.	SR 3	Bridge Maintenance And Repair	Bridge Over NS Railroad, 0.53 Miles South of US 6.	Fort Wayne	0	STP		Bridge Construction	CN	\$10,680.00	\$2,670.00		\$13,350.00		
Indiana Department of Transportation	1401489	Init.	SR 5	Bridge Maintenance And Repair	Bridge Over Elkhart River, 1.08 Miles North of US 6.	Fort Wayne	0	STP		Bridge Construction	CN	\$13,240.00	\$3,310.00		\$16,550.00		
Indiana Department of Transportation	1401494	Init.	SR 9	Bridge Maintenance And Repair	Bridge West End of Sylvan Lake, 3.14 Miles North of US 6.	Fort Wayne	0	STP		Bridge Construction	CN	\$10,624.00	\$2,656.00		\$13,280.00		
Indiana Department of Transportation	1401779	Init.	US 33	Repair Or Replace Joints	Bridge Over Carroll Creek, 1.16 Miles South of SR 109.	Fort Wayne	0	NHPP		Bridge Construction	CN	\$20,272.00	\$5,068.00	\$25,340.00			

Noble County Total

Federal: \$13,611,068.80 Match :\$3,402,769.00 2016: \$3,092,990.00 2017: \$10,046,074.80 2018: \$3,874,773.00 2019:

*Estimated Costs left to Complete Project column is for costs that may extend beyond the four years of a STIP. This column is not fiscally constrained and is for information purposes.

Indiana Department of Transportation (INDOT)
 State Preservation and Local Initiated Projects FY 2016 - 2019

SPONSOR	DES	STIP NAME	ROUTE	WORK TYPE	LOCATION	DISTRICT	MILES	FEDERAL CATEGORY	Estimated Cost left to Complete Project*	PROGRAM	PHASE	FEDERAL	MATCH	2016	2017	2018	2019
Ohio County																	
Indiana Department of Transportation	1006484	Init.	SR 156	Slide Correction	0.60 miles W of E Jct SR 56 and SR 156	Seymour	.2	STP		Road Consulting	PE	\$88,000.00	\$22,000.00		\$110,000.00		
										Road ROW	RW	\$0.00	\$0.00	\$0.00			
										Road Construction	CN	\$4,202,392.80	\$1,050,598.20		\$25,000.00	\$5,227,991.00	
Indiana Department of Transportation	1173321	Init.	SR 156	Slide Correction	1.14 mile W of E Jct SR 56 and SR 156	Seymour	.082	STP		Road Construction	CN	\$2,343,358.40	\$585,839.60			\$2,929,198.00	
										Road Consulting	PE	\$12,000.00	\$3,000.00		\$15,000.00		
										Statewide ROW	RW	\$0.00	\$0.00	\$0.00	\$0.00	\$0.00	\$0.00
										Statewide Construction	CN	\$0.00	\$0.00	\$0.00	\$0.00	\$0.00	\$0.00
Ohio County	1382123	Init.	IR 1001	Bridge Inspections	Inspection and re-inspection of county bridges 20' and greater in length	Seymour	0	STP		Local Bridge Program	CN	\$0.00	\$0.00		\$0.00		
										Local Bridge Program	PE	\$19,840.00	\$0.00		\$19,840.00		
										100% Local Funds	PE	\$0.00	\$4,960.00		\$4,960.00		
Indiana Department of Transportation	1298585	Init.	SR 262	Slide Correction	5.0 miles S of US 50	Seymour	.01	STP		Road Consulting	PE	\$5,144.80	\$1,286.20	\$6,431.00			
										Road ROW	RW	\$32,000.00	\$8,000.00	\$40,000.00			
										Road Construction	CN	\$662,076.80	\$165,519.20		\$20,000.00	\$807,596.00	
Indiana Department of Transportation	1400152	Init.	SR 262	Slide Correction	4.5 miles S of US 50	Seymour	.26	STP		Road Consulting	PE	\$60,508.00	\$15,127.00	\$75,635.00			
										Road ROW	RW	\$68,000.00	\$17,000.00			\$85,000.00	
										Road Construction	CN	\$533,920.00	\$133,480.00			\$30,000.00	\$637,400.00
										Bridge Construction	CN	\$0.00	\$0.00	\$0.00	\$0.00	\$0.00	\$0.00
Indiana Department of Transportation	1400153	Init.	SR 262	Slide Correction	5.5 miles south of US 50	Seymour	.22	STP		Road Consulting	PE	\$99,388.00	\$24,847.00	\$124,235.00			

*Estimated Costs left to Complete Project column is for costs that may extend beyond the four years of a STIP. This column is not fiscally constrained and is for information purposes.

Indiana Department of Transportation (INDOT)
 State Preservation and Local Initiated Projects FY 2016 - 2019

SPONSOR	DES	STIP NAME	ROUTE	WORK TYPE	LOCATION	DISTRICT	MILES	FEDERAL CATEGORY	Estimated Cost left to Complete Project*	PROGRAM	PHASE	FEDERAL	MATCH	2016	2017	2018	2019
Indiana Department of Transportation	1400153	Init.	SR 262	Slide Correction	5.5 miles south of US 50	Seymour	.22	STP		Road ROW	RW	\$136,000.00	\$34,000.00			\$170,000.00	
										Road Construction	CN	\$1,049,600.00	\$262,400.00			\$60,000.00	\$1,252,000.00

Ohio County Total
 Federal: \$9,312,228.80 Match :\$2,328,057.20 2016: \$246,301.00 2017: \$194,800.00 2018: \$9,309,785.00 2019: \$1,889,400.00

*Estimated Costs left to Complete Project column is for costs that may extend beyond the four years of a STIP. This column is not fiscally constrained and is for information purposes.

Indiana Department of Transportation (INDOT)
 State Preservation and Local Initiated Projects FY 2016 - 2019

SPONSOR	DES	STIP NAME	ROUTE	WORK TYPE	LOCATION	DISTRICT	MILES	FEDERAL CATEGORY	Estimated Cost left to Complete Project*	PROGRAM	PHASE	FEDERAL	MATCH	2016	2017	2018	2019
Orange County																	
Indiana Department of Transportation	0710980	Init.	US 150	Road Reconstruction (3R/4R Standards)	2.04 mi W of Jct SR 37 to jct w/ SR 37	Vincennes	2.109	STP		Road Consulting	PE	\$44,560.00	\$11,140.00	\$55,700.00			
										Road Construction	CN	\$3,065,600.00	\$766,400.00	\$3,832,000.00			
Indiana Department of Transportation	0800802	Init.	SR 37	New Bridge, Other Construction	8.68 miles N of SR 64	Vincennes	0	STP		Bridge ROW	RW	\$16,000.00	\$4,000.00	\$20,000.00			
										Bridge Construction	CN	\$543,200.00	\$135,800.00		\$679,000.00		
Indiana Department of Transportation	1173356	Init.	SR 37	Bridge Deck Overlay	Over Hogs Defeat Creek, 7.27 mile S of US150	Vincennes	.081	STP		Bridge Construction	CN	\$263,200.00	\$65,800.00		\$329,000.00		
Indiana Department of Transportation	0710981	Init.	SR 37	Road Reconstruction (3R/4R Standards)	S Jct with US 150/SR 56 to 1.02 mi N of jct (Hospital Rd)	Vincennes	.951	STP		Road Consulting	PE	\$16,621.60	\$4,155.40	\$20,777.00			
										Road ROW	RW	\$164,660.00	\$41,165.00	\$205,825.00			
										Road Construction	CN	\$2,264,802.40	\$566,200.60	\$2,831,003.00			
Orange County	1382535	Init.	IR 1004	Bridge Inspections	Inspection and re-inspection of bridges 20 feet and greater in length	Vincennes	0	STP		Local Bridge Program	PE	\$0.00	\$0.00	\$0.00	\$0.00	\$0.00	\$0.00
										100% Local Funds	PE	\$0.00	\$0.00	\$0.00	\$0.00	\$0.00	\$0.00
										Local Bridge Program	CN	\$0.00	\$0.00	\$0.00	\$0.00	\$0.00	\$0.00
Indiana Department of Transportation	1400295	Init.	US 150	Bridge Maintenance And Repair	Bridge Over Lick Creek, 3.04 Miles West of SR 37	Vincennes	0	STP		Bridge Construction	CN	\$126,521.60	\$31,630.40	\$158,152.00			
Indiana Department of Transportation	1400210	Init.	SR 145	Slide Correction	2.5 miles N of SR 164	Vincennes	.2	NHPP		Road Construction	CN	\$284,800.00	\$71,200.00				\$356,000.00
										Road Consulting	PE	\$57,920.00	\$14,480.00	\$72,400.00			
Indiana Department of Transportation	1401597	Init.	SR 145	Small Structure Pipe Lining	8.70 Mile North of Jct SR 164	Vincennes	0	NHPP		Bridge Construction	CN	\$96,000.00	\$24,000.00		\$120,000.00		
Indiana Department of Transportation	1401598	Init.	SR 145	Small Structure Pipe Lining	11.30 Mile North of Jct SR 164	Vincennes	0	NHPP		Bridge Construction	CN	\$92,800.00	\$23,200.00		\$116,000.00		

Orange County Total
 Federal: \$7,036,685.60 Match :\$1,759,171.40 2016: \$7,195,857.00 2017: \$1,244,000.00 2018: \$0.00 2019: \$356,000.00

*Estimated Costs left to Complete Project column is for costs that may extend beyond the four years of a STIP. This column is not fiscally constrained and is for information purposes.

Indiana Department of Transportation (INDOT)
 State Preservation and Local Initiated Projects FY 2016 - 2019

SPONSOR	DES	STIP NAME	ROUTE	WORK TYPE	LOCATION	DISTRICT	MILES	FEDERAL CATEGORY	Estimated Cost left to Complete Project*	PROGRAM	PHASE	FEDERAL	MATCH	2016	2017	2018	2019
Owen County																	
Indiana Department of Transportation	1400556	Init.	SR 246	Bridge Thin Deck Overlay	Bridge over W Fork Fish Creek, 2.94 mi W of SR 46	Crawfordsville	0	STP		Bridge Construction	CN	\$0.00	\$0.00	\$0.00			
Indiana Department of Transportation	0710605	Init.	SR 46	Pavement Replacement, Small Town	W jct SR-67/US-231 to Fairview	Seymour	.96	STP		Road ROW	RW	\$920,000.00	\$230,000.00	\$1,150,000.00			
										Road Construction	CN	\$4,985,243.20	\$1,246,310.80	\$525,000.00	\$5,706,554.00		
										100% Local Funds	CN	\$91,360.00	\$22,840.00		\$114,200.00		
										Group III Program	CN	\$365,440.00	\$91,360.00		\$456,800.00		
Indiana Department of Transportation	1006344	Init.	SR 246	Small Structure Replacement	7.4 mi W of SR 46	Crawfordsville	0	STP		Bridge ROW	RW	\$31,200.00	\$7,800.00	\$39,000.00			
										Bridge Construction	CN	\$170,400.00	\$42,600.00		\$213,000.00		
Indiana Department of Transportation	1006346	Init.	SR 246	Small Structure Replacement	6.39 mi W of SR 46	Crawfordsville	0	STP		Bridge ROW	RW	\$48,000.00	\$12,000.00	\$60,000.00			
										Bridge Construction	CN	\$170,400.00	\$42,600.00		\$213,000.00		
Indiana Department of Transportation	1296705	Init.	US 231	Bridge Rehabilitation Or Repair	2.92 miles S of SR-46 over Rattlesnake Creek on US-231.	Seymour	0	NHPP		Bridge ROW	RW	\$28,000.00	\$7,000.00	\$35,000.00			
										Bridge Construction	CN	\$435,399.20	\$108,849.80	\$20,000.00	\$524,249.00		
Owen County	1382589	Init.	VA VARI	Bridge Inspections	Owen County Bridge inspections	Crawfordsville	0	Multiple		100% Local Funds	PE	\$0.00	\$0.00	\$0.00	\$0.00	\$0.00	\$0.00
										Local Bridge Program	PE	\$0.00	\$0.00	\$0.00	\$0.00	\$0.00	\$0.00
										Local Bridge Program	CN	\$0.00	\$0.00	\$0.00	\$0.00	\$0.00	\$0.00
Indiana Department of Transportation	1400452	Init.	SR 46	Bridge Thin Deck Overlay	0.58 mile E of US 231 over Indiana South RR and White River	Seymour	0	NHPP		Bridge Construction	CN	\$420,000.00	\$105,000.00	\$525,000.00			
Spencer	1400858	Init.	ST 1007	Construct ADA Approved Sidewalk Ramps	Hillside Avenue from Main Street to 275 feet west of Lincoln Street	Seymour	.474	STP		100% Local Funds	PE	\$0.00	\$0.00	\$0.00	\$0.00	\$0.00	\$0.00
										Local Transportation Alternatives	PE	\$0.00	\$0.00	\$0.00	\$0.00	\$0.00	\$0.00
										100% Local Funds	CN	\$0.00	\$19,000.00			\$19,000.00	

*Estimated Costs left to Complete Project column is for costs that may extend beyond the four years of a STIP. This column is not fiscally constrained and is for information purposes.

Indiana Department of Transportation (INDOT)
 State Preservation and Local Initiated Projects FY 2016 - 2019

SPONSOR	DES	STIP NAME	ROUTE	WORK TYPE	LOCATION	DISTRICT	MILES	FEDERAL CATEGORY	Estimated Cost left to Complete Project*	PROGRAM	PHASE	FEDERAL	MATCH	2016	2017	2018	2019
Spencer	1400858	Init.	ST 1007	Construct ADA Approved Sidewalk Ramps	Hillside Avenue from Main Street to 275 feet west of Lincoln Street	Seymour	.474	STP		Local Transportation Alternatives	CN	\$76,000.00	\$0.00			\$76,000.00	
Indiana Department of Transportation	1400247	Init.	SR 246	Bridge Replacement, Other Construction	7.33 mi E of SR 59	Crawfordsville	0	STP		Bridge Consulting	PE	\$28,000.00	\$7,000.00	\$35,000.00			
										Bridge ROW	RW	\$16,000.00	\$4,000.00		\$20,000.00		
										Bridge Construction	CN	\$630,400.00	\$157,600.00				\$788,000.00
Indiana Department of Transportation	1400555	Init.	SR 246	Bridge Thin Deck Overlay	Bridge over Lick Creek, 6.83 mi E of SR 59	Crawfordsville	0	STP		Bridge Construction	CN	\$36,000.00	\$9,000.00		\$45,000.00		
Indiana Department of Transportation	1401681	Init.	SR 157	Bridge Thin Deck Overlay	Bridge over Eel River Overflow, 1.92 mi N of SR 48	Crawfordsville	0	STP		Bridge Construction	CN	\$162,480.00	\$40,620.00		\$203,100.00		
Indiana Department of Transportation	1401682	Init.	SR 157	Bridge Thin Deck Overlay	Bridge over Eel River Overflow, 2.19 mi N of SR 48	Crawfordsville	0	STP		Bridge Construction	CN	\$163,200.00	\$40,800.00		\$204,000.00		

Owen County Total

Federal: \$8,777,522.40 Match :\$2,194,380.60 2016: \$2,389,000.00 2017: \$7,699,903.00 2018: \$95,000.00 2019: \$788,000.00

*Estimated Costs left to Complete Project column is for costs that may extend beyond the four years of a STIP. This column is not fiscally constrained and is for information purposes.

Indiana Department of Transportation (INDOT)
 State Preservation and Local Initiated Projects FY 2016 - 2019

SPONSOR	DES	STIP NAME	ROUTE	WORK TYPE	LOCATION	DISTRICT	MILES	FEDERAL CATEGORY	Estimated Cost left to Complete Project*	PROGRAM	PHASE	FEDERAL	MATCH	2016	2017	2018	2019
Parke County																	
Indiana Department of Transportation	1400462	Init.	SR 59	Repair Or Replace Joints	Bridge over Little Raccoon Creek, 0.65 mi N of SR 236	Crawfordsville	0	STP		Bridge Construction	CN	\$0.00	\$0.00	\$0.00			
Indiana Department of Transportation	1296030	Init.	US 41	Bridge Deck Overlay	0.86 mi N of SR 47 over Sugar Creek	Crawfordsville	0	STP		Bridge Construction	CN	\$580,800.00	\$145,200.00	\$726,000.00			
Indiana Department of Transportation	1296022	Init.	US 36	Bridge Deck Overlay	3.87 mi E of SR63X over Leatherwood Creek	Crawfordsville	0	STP		Bridge Construction	CN	\$438,400.00	\$109,600.00	\$548,000.00			
Indiana Department of Transportation	1296251	Init.	SR 236	Small Structure Pipe Lining	1.29 mi E of US41	Crawfordsville	0	STP		Bridge Construction	CN	\$27,200.00	\$6,800.00	\$34,000.00			
Indiana Department of Transportation	0900201	Init.	US 36	HMA Overlay, Functional	From 1.88 mi E of SR 63 (W corporate limit of Montezuma) to US 41	Crawfordsville	7.838	STP		Road Consulting	PE	\$8,000.00	\$2,000.00	\$10,000.00			
										Road Construction	CN	\$2,006,400.00	\$501,600.00		\$2,508,000.00		
Indiana Department of Transportation	1401675	Init.	US 36	Bridge Thin Deck Overlay	Bridge over Rocky Run Creek, 4.00 mi W of US 41	Crawfordsville	0	STP		Bridge Construction	CN	\$78,800.00	\$19,700.00		\$98,500.00		
Indiana Department of Transportation	1296125	Init.	SR 236	Bridge Deck Overlay	0.13 mi W of SR 59 over Little Raccoon Creek	Crawfordsville	0	STP		Bridge Construction	CN	\$257,600.00	\$64,400.00		\$322,000.00		
Indiana Department of Transportation	1296609	Init.	SR 163	HMA Overlay, Functional	From 2.5 mi E of SR 63 (Wabash Rv) to US 41	Crawfordsville	.869	STP		Road Consulting	PE	\$8,000.00	\$2,000.00	\$10,000.00			
										Road Construction	CN	\$186,400.00	\$46,600.00		\$233,000.00		
Indiana Department of Transportation	1296113	Init.	US 41	Bridge Deck Overlay	0.91 mi S of SR 236 over Leatherwood Creek	Crawfordsville	0	STP		Bridge Construction	CN	\$248,800.00	\$62,200.00		\$311,000.00		
Indiana Department of Natural Resources	1173239	Init.	VA VARI	Other Type Project (Miscellaneous)	Covered Bridge Trail Assoc. (Rosedale to Countyline)	Crawfordsville	1.2	STP		Recreational Trails Program	RW	\$4,000.00	\$0.00	\$4,000.00			
										Recreational Trails Program	CN	\$152,500.00	\$0.00	\$152,500.00			
Indiana Department of Transportation	1298378	Init.	US 36	Small Structure Pipe Lining	3.87 mi W of US 41	Crawfordsville	0	STP		Bridge Consulting	PE	\$24,000.00	\$6,000.00	\$30,000.00			
										Bridge Construction	CN	\$130,400.00	\$32,600.00			\$163,000.00	
										Bridge ROW	RW	\$8,000.00	\$2,000.00		\$10,000.00		
Indiana Department of Transportation	1298493	Init.	US 36	Small Structure Replacement	1.72 mi W of US 41	Crawfordsville	0	STP		Bridge Construction	CN	\$123,200.00	\$30,800.00			\$154,000.00	
										Bridge ROW	RW	\$16,000.00	\$4,000.00		\$20,000.00		

*Estimated Costs left to Complete Project column is for costs that may extend beyond the four years of a STIP. This column is not fiscally constrained and is for information purposes.

Indiana Department of Transportation (INDOT)
 State Preservation and Local Initiated Projects FY 2016 - 2019

SPONSOR	DES	STIP NAME	ROUTE	WORK TYPE	LOCATION	DISTRICT	MILES	FEDERAL CATEGORY	Estimated Cost left to Complete Project*	PROGRAM	PHASE	FEDERAL	MATCH	2016	2017	2018	2019	
Indiana Department of Transportation	1298493	Init.	US 36	Small Structure Replacement	1.72 mi W of US 41	Crawfordsville	0	STP		Bridge Consulting	PE	\$12,000.00	\$3,000.00	\$15,000.00				
Indiana Department of Transportation	1298607	Init.	SR 59	Slide Correction	6.51 mi N of US 40	Crawfordsville	0	STP		Road Consulting	PE	\$64,000.00	\$16,000.00	\$80,000.00				
										Road Construction	CN	\$269,600.00	\$67,400.00			\$337,000.00		
Indiana Department of Transportation	1296241	Init.	SR 236	Small Structure Replacement	0.95 mi W of SR 59 W Jct	Crawfordsville	0	STP		Bridge Construction	CN	\$452,800.00	\$113,200.00		\$566,000.00			
										Bridge ROW	RW	\$22,000.00	\$5,500.00	\$27,500.00				
Rockville	1400795	Init.	ST 1009	New Road Construction	Howard Avenue and Market Street from US 41 to US 36	Crawfordsville	.63	STP		100% Local Funds	RW	\$0.00	\$20,020.00		\$20,020.00			
										100% Local Funds	PE	\$0.00	\$0.00	\$0.00	\$0.00	\$0.00	\$0.00	\$0.00
										100% Local Funds	CN	\$0.00	\$1,067,500.00			\$1,067,500.00		
										Group IV Program	RW	\$80,080.00	\$0.00		\$80,080.00			
										Group IV Program	PE	\$0.00	\$0.00	\$0.00	\$0.00	\$0.00	\$0.00	
										Group IV Program	CN	\$4,270,000.00	\$0.00			\$4,270,000.00		
Indiana Department of Transportation	1400221	Init.	SR 236	Bridge Replacement, Other Construction	2.07 mi E of SR 59	Crawfordsville	0	STP		Bridge Consulting	PE	\$184,000.00	\$46,000.00	\$210,000.00	\$20,000.00			
										Bridge Construction	CN	\$1,097,600.00	\$274,400.00				\$1,372,000.00	
Indiana Department of Transportation	1400226	Init.	SR 59	Small Structure Replacement	5.34 mi S of US 36	Crawfordsville	0	STP		Bridge Construction	CN	\$320,000.00	\$80,000.00				\$400,000.00	
										Bridge Consulting	PE	\$8,000.00	\$2,000.00		\$10,000.00			
										Bridge ROW	RW	\$16,000.00	\$4,000.00		\$20,000.00			

Parke County Total

Federal: \$11,094,580.00 Match :\$2,734,520.00 2016: \$1,847,000.00 2017: \$4,218,600.00 2018: \$5,991,500.00 2019: \$1,772,000.00

*Estimated Costs left to Complete Project column is for costs that may extend beyond the four years of a STIP. This column is not fiscally constrained and is for information purposes.

Indiana Department of Transportation (INDOT)
 State Preservation and Local Initiated Projects FY 2016 - 2019

SPONSOR	DES	STIP NAME	ROUTE	WORK TYPE	LOCATION	DISTRICT	MILES	FEDERAL CATEGORY	Estimated Cost left to Complete Project*	PROGRAM	PHASE	FEDERAL	MATCH	2016	2017	2018	2019
Perry County																	
Indiana Department of Transportation	0710260	Init.	SR 237	Bridge Painting	Bob Cumming Bridge Over the Ohio River, 3-STS & RR	Vincennes	.794	STP		Bridge Consulting	PE	\$240,000.00	\$60,000.00	\$300,000.00			
										Bridge Construction	CN	\$9,239,200.00	\$2,309,800.00	\$11,500,000.00	\$49,000.00		
Indiana Department of Transportation	0300139	Init.	SR 66	Bridge Rehabilitation Or Repair	Over Poison Creek, 4.1 mi W SR 70	Vincennes	.1	STP		Bridge Consulting	PE	\$146,000.00	\$36,500.00	\$20,000.00	\$162,500.00		
										Bridge ROW	RW	\$0.00	\$0.00	\$0.00	\$0.00	\$0.00	\$0.00
										Bridge Construction	CN	\$1,242,400.00	\$310,600.00		\$1,553,000.00		
Indiana Department of Transportation	1296723	Init.	I 64	Bridge Deck Overlay	Over Sigler Creek, 0.38 mi E of SR145 EBL	Vincennes	0	Interstate		Road Construction	CN	\$235,800.00	\$26,200.00	\$262,000.00			
Indiana Department of Transportation	1296727	Init.	I 64	Bridge Deck Overlay	Over Sigler Creek, 0.38 mi E of SR145 WBL	Vincennes	0	Interstate		Road Consulting	PE	\$0.00	\$0.00	\$0.00	\$0.00	\$0.00	\$0.00
										Road Construction	CN	\$291,600.00	\$32,400.00	\$324,000.00			
Indiana Department of Transportation	1296865	Init.	I 64	HMA Overlay, Preventive Maintenance	0.26 mi W of SR145 to 5.8 mi E of SR145	Vincennes	6.053	Interstate		Road Construction	CN	\$3,531,600.00	\$392,400.00	\$3,924,000.00			
Indiana Department of Transportation	0800809	Init.	SR 62	Small Structure Replacement	2.53 miles E of SR 545	Vincennes	0	STP		Bridge Consulting	PE	\$18,000.00	\$4,500.00	\$22,500.00			
										Bridge ROW	RW	\$16,000.00	\$4,000.00	\$20,000.00			
										Bridge Construction	CN	\$454,704.00	\$113,676.00		\$568,380.00		
Indiana Department of Transportation	1296562	Init.	SR 145	Small Structure Pipe Lining	11.79 mile N of Jct of SR37	Vincennes	0	STP		Bridge ROW	RW	\$12,000.00	\$3,000.00	\$15,000.00			
										Bridge Construction	CN	\$46,400.00	\$11,600.00		\$58,000.00		
Indiana Department of Transportation	1296583	Init.	SR 37	Small Structure Pipe Lining	5.03 mile N of Jct of SR145	Vincennes	0	STP		Bridge Construction	CN	\$102,400.00	\$25,600.00		\$128,000.00		
										Bridge ROW	RW	\$12,000.00	\$3,000.00	\$15,000.00			
Indiana Department of Transportation	1296895	Init.	SR 66	HMA Overlay, Preventive Maintenance	1.9 mi E of SR37 to 1.00 mi W of SR 237	Vincennes	1.43	NHPP		Road Construction	CN	\$496,000.00	\$124,000.00	\$620,000.00			
										Road ROW	RW	\$0.00	\$0.00	\$0.00			

*Estimated Costs left to Complete Project column is for costs that may extend beyond the four years of a STIP. This column is not fiscally constrained and is for information purposes.

Indiana Department of Transportation (INDOT)
 State Preservation and Local Initiated Projects FY 2016 - 2019

SPONSOR	DES	STIP NAME	ROUTE	WORK TYPE	LOCATION	DISTRICT	MILES	FEDERAL CATEGORY	Estimated Cost left to Complete Project*	PROGRAM	PHASE	FEDERAL	MATCH	2016	2017	2018	2019
Indiana Department of Transportation	1296895	Init.	SR 66	HMA Overlay, Preventive Maintenance	1.9 mi E of SR37 to 1.00 mi W of SR 237	Vincennes	1.43	NHPP		Road Consulting	PE	\$16,000.00	\$4,000.00	\$20,000.00			
Indiana Department of Transportation	0800808	Init.	SR 62	Small Structure Replacement	0.01 mile E of SR 145 (Str.# 62-62-85.37)	Vincennes	0	STP		Bridge Consulting	PE	\$16,000.00	\$4,000.00	\$20,000.00			
										Bridge Construction	CN	\$168,000.00	\$42,000.00		\$210,000.00		
Indiana Department of Transportation	1297699	Init.	SR 237	Single Location Bridge Inspection	Fracture Critical Inspect of Lincoln Trail bridge over Ohio River (Cannelton)	Vincennes	0	STP		Bridge Consulting	PE	\$0.00	\$0.00	\$0.00	\$0.00	\$0.00	\$0.00
Perry County	1400830	Init.	IR 1012	New Road Construction	From SR 66 to existing intersection of Squirrel Rd w/Troy Ridge Rd	Vincennes	.57	STP		100% Local Funds	PE	\$0.00	\$60,000.00			\$60,000.00	
										Group IV Program	RW	\$199,200.00	\$0.00		\$199,200.00		
										Group IV Program	PE	\$240,000.00	\$0.00			\$240,000.00	
										Group IV Program	CN	\$3,060,000.00	\$0.00				\$3,060,000.00
										100% Local Funds	RW	\$0.00	\$49,800.00		\$49,800.00		
										100% Local Funds	CN	\$0.00	\$765,000.00				\$765,000.00
Indiana Department of Transportation	0710259	Init.	SR 237	Bridge Maintenance And Repair	SR 237 over Ohio River	Vincennes	0	STP		Bridge Construction	CN	\$3,256,764.00	\$814,191.00	\$4,070,955.00			
										Bridge Consulting	PE	\$40,000.00	\$10,000.00	\$50,000.00			
Perry County	1401216	Init.	IR 1003	Bridge Inspections	Inspection and re-inspection of bridges 20 feet or greater in length	Vincennes	0	Multiple		Local Bridge Program	PE	\$58,200.42	\$0.00		\$58,200.42		
										100% Local Funds	PE	\$0.00	\$14,550.11		\$14,550.11		
										Local Bridge Program	CN	\$0.00	\$0.00		\$0.00		
Indiana Department of Transportation	1401371	Init.	SR 37	Surface Treatment, Thin HMA Overlay	From SR 66 to 0.35 mile South of SR 237	Vincennes	1.895	NHPP		Road Construction	CN	\$181,646.40	\$45,411.60	\$227,058.00			
Indiana Department of Transportation	1401372	Init.	SR 66	Surface Treatment, Thin HMA Overlay	From 0.15 mile West of SR 237 to 1.04 mile East of SR 237	Vincennes	.302	STP		Road Construction	CN	\$106,651.20	\$26,662.80	\$133,314.00			
Indiana Department of Transportation	1401602	Init.	SR 37	Small Structure Pipe Lining	3.66 Mile North of Jct SR 70	Vincennes	0	NHPP		Bridge Construction	CN	\$210,400.00	\$52,600.00		\$263,000.00		

*Estimated Costs left to Complete Project column is for costs that may extend beyond the four years of a STIP. This column is not fiscally constrained and is for information purposes.

Indiana Department of Transportation (INDOT)
 State Preservation and Local Initiated Projects FY 2016 - 2019

SPONSOR	DES	STIP NAME	ROUTE	WORK TYPE	LOCATION	DISTRICT	MILES	FEDERAL CATEGORY	Estimated Cost left to Complete Project*	PROGRAM	PHASE	FEDERAL	MATCH	2016	2017	2018	2019
Indiana Department of Transportation	1401603	Init.	SR 37	Small Structure Pipe Lining	1.57 Mile North of Jct SR 237	Vincennes	0	NHPP		Bridge Construction	CN	\$188,000.00	\$47,000.00		\$235,000.00		

Perry County Total

Federal: \$23,824,966.02 Match :\$5,392,491.51 2016: \$21,543,827.00 2017: \$3,548,630.53 2018: \$300,000.00 2019: \$3,825,000.00

*Estimated Costs left to Complete Project column is for costs that may extend beyond the four years of a STIP. This column is not fiscally constrained and is for information purposes.

Indiana Department of Transportation (INDOT)
 State Preservation and Local Initiated Projects FY 2016 - 2019

SPONSOR	DES	STIP NAME	ROUTE	WORK TYPE	LOCATION	DISTRICT	MILES	FEDERAL CATEGORY	Estimated Cost left to Complete Project*	PROGRAM	PHASE	FEDERAL	MATCH	2016	2017	2018	2019
Pike County																	
Indiana Department of Transportation	0401031	Init.	SR 56	Br Repl, Comp.Cont.Precast Conc. Beam	Over Harbin Creek, 2.25 miles W of SR 65	Vincennes	.02	STP		Bridge Construction	PE	\$28,000.00	\$7,000.00			\$35,000.00	
										Bridge Construction	CN	\$648,800.00	\$162,200.00			\$811,000.00	
Indiana Department of Transportation	1173502	Init.	SR 257	Erosion Control	4.72 mi N SR356	Vincennes	.517	STP		Statewide Construction	CN	\$424,960.00	\$106,240.00	\$531,200.00			
Pike County	0902251	Init.	IR 1009	Br Repl, Steel Thru Truss	On CR 350E, 0.31 miles N of CR400S over Patoka River, S of Winslow	Vincennes	0	STP		Local Bridge Program	CN	\$1,142,640.00	\$0.00	\$1,142,640.00			
										100% Local Funds	CN	\$0.00	\$285,660.00	\$285,660.00			
Indiana Department of Transportation	1173351	Init.	SR 257	Scour Protection (Erosion)	Over the East Fork White River, 5.3 miles N SR356	Vincennes	.09	STP		Bridge Construction	CN	\$0.00	\$0.00	\$0.00			
Indiana Department of Transportation	1006457	Init.	SR 257	Small Structure Replacement	2.09 mile S SR 56	Vincennes	0	STP		Bridge ROW	RW	\$9,600.00	\$2,400.00	\$12,000.00			
										Bridge Construction	CN	\$243,200.00	\$60,800.00			\$304,000.00	
Indiana Department of Transportation	1296883	Init.	SR 56	HMA Overlay, Preventive Maintenance	N jct of SR61 to S jct of SR61	Vincennes	4.528	STP		Road Construction	CN	\$1,044,000.00	\$261,000.00	\$1,305,000.00			
Indiana Department of Transportation	1296888	Init.	SR 61	HMA Overlay, Preventive Maintenance	SR64 to SR56	Vincennes	8.062	STP		Road Construction	CN	\$1,780,000.00	\$445,000.00	\$2,225,000.00			
Indiana Department of Transportation	1296602	Init.	SR 56	Small Structure Pipe Lining	8.21 mile E of Jct of US41	Vincennes	0	STP		Bridge Construction	CN	\$92,800.00	\$23,200.00	\$116,000.00			
Indiana Department of Transportation	1296581	Init.	SR 364	Small Structure Replacement	1.42 mile E of Jct of SR 61 (Str.# 364-63-1.42)	Vincennes	0	STP		Bridge ROW	RW	\$14,240.00	\$3,560.00	\$17,800.00			
										Bridge Consulting	PE	\$16,000.00	\$4,000.00	\$20,000.00			
										Bridge Construction	CN	\$200,000.00	\$50,000.00			\$250,000.00	
Petersburg	1382806	Init.	ST 1011	Bridge Rehabilitation Or Repair	Over Prides Creek; Pike County Bridge #280, Illinois Street	Vincennes	0	STP		100% Local Funds	CN	\$0.00	\$0.00	\$0.00	\$0.00	\$0.00	\$0.00
										Group IV Program	CN	\$0.00	\$0.00	\$0.00	\$0.00	\$0.00	\$0.00
Pike County	1382192	Init.	IR 1004	Bridge Inspections	Inspection and re-inspection of county bridges 20 feet and greater in length	Vincennes	0	Multiple		Local Bridge Program	PE	\$75,120.00	\$0.00		\$75,120.00		
										Local Bridge Program	CN	\$0.00	\$0.00	\$0.00	\$0.00	\$0.00	\$0.00

*Estimated Costs left to Complete Project column is for costs that may extend beyond the four years of a STIP. This column is not fiscally constrained and is for information purposes.

Indiana Department of Transportation (INDOT)
 State Preservation and Local Initiated Projects FY 2016 - 2019

SPONSOR	DES	STIP NAME	ROUTE	WORK TYPE	LOCATION	DISTRICT	MILES	FEDERAL CATEGORY	Estimated Cost left to Complete Project*	PROGRAM	PHASE	FEDERAL	MATCH	2016	2017	2018	2019
Pike County	1382192	Init.	IR 1004	Bridge Inspections	Inspection and re-inspection of county bridges 20 feet and greater in length	Vincennes	0	Multiple		100% Local Funds	PE	\$0.00	\$18,780.00		\$18,780.00		
Indiana Department of Transportation	1298176	Init.	SR 257	Small Structure Replacement	1.59 mile S SR 56	Vincennes	.02	STP		Bridge ROW	RW	\$16,000.00	\$4,000.00	\$20,000.00			
										Bridge Construction	CN	\$161,228.00	\$40,307.00		\$10,000.00	\$191,535.00	
Indiana Department of Transportation	1298180	Init.	SR 257	Small Structure Pipe Lining	1.02 mile S SR 56	Vincennes	.04	STP		Bridge ROW	RW	\$16,000.00	\$4,000.00	\$20,000.00			
										Bridge Construction	CN	\$62,444.80	\$15,611.20			\$78,056.00	
										Bridge Construction	PE	\$8,000.00	\$2,000.00		\$10,000.00		
Indiana Department of Transportation	1298195	Init.	SR 257	Small Structure Pipe Lining	0.15 miles N of SR 356	Vincennes	.04	STP		Bridge Construction	CN	\$43,682.40	\$10,920.60		\$10,000.00	\$44,603.00	
										Bridge ROW	RW	\$16,000.00	\$4,000.00	\$20,000.00			
Indiana Department of Transportation	1400290	Init.	SR 56	Bridge Maintenance And Repair	Bridge Over Little Conger Creek, 0.90 Miles West of SR 65	Vincennes	0	STP		Bridge Consulting	PE	\$1,074.18	\$268.54	\$1,342.72			
										Bridge Construction	CN	\$40,000.00	\$10,000.00	\$50,000.00			
Pike County	1383291	Init.	IR 1013	Bridge Rehabilitation Or Repair	On CR 650E over Patoka River and 0.11 Mi. south of CR 325S	Vincennes	.14	STP		100% Local Funds	CN	\$0.00	\$194,350.00		\$194,350.00		
										Local Bridge Program	CN	\$777,400.00	\$0.00		\$777,400.00		
										Local Bridge Program	RW	\$12,000.00	\$0.00		\$12,000.00		
										Local Bridge Program	PE	\$200,000.00	\$0.00		\$200,000.00		
										100% Local Funds	PE	\$0.00	\$50,000.00		\$50,000.00		
										100% Local Funds	RW	\$0.00	\$3,000.00		\$3,000.00		
Pike County	1383292	Init.	ST 1015	Historical Site Preservation	Proposed relocation from County Road 650 E to multi-use path on Water Street	Vincennes	.06	STP		Local Bridge Program	PE	\$24,000.00	\$0.00		\$24,000.00		
										Local Bridge Program	RW	\$12,000.00	\$0.00		\$12,000.00		

*Estimated Costs left to Complete Project column is for costs that may extend beyond the four years of a STIP. This column is not fiscally constrained and is for information purposes.

SPONSOR	DES	STIP NAME	ROUTE	WORK TYPE	LOCATION	DISTRICT	MILES	FEDERAL CATEGORY	Estimated Cost left to Complete Project*	PROGRAM	PHASE	FEDERAL	MATCH	2016	2017	2018	2019
Pike County	1383292	Init.	ST 1015	Historical Site Preservation	Proposed relocation from County Road 650 E to multi-use path on Water Street	Vincennes	.06	STP		100% Local Funds	RW	\$0.00	\$3,000.00		\$3,000.00		
										100% Local Funds	PE	\$0.00	\$6,000.00		\$6,000.00		
										Local Bridge Program	CN	\$460,000.00	\$0.00		\$460,000.00		
										100% Local Funds	CN	\$0.00	\$115,000.00		\$115,000.00		

Pike County Total

Federal: \$7,569,189.38 Match :\$1,892,297.34 2016: \$5,766,642.72 2017: \$3,380,650.00 2018: \$314,194.00 2019: \$0.00

*Estimated Costs left to Complete Project column is for costs that may extend beyond the four years of a STIP. This column is not fiscally constrained and is for information purposes.

Indiana Department of Transportation (INDOT)
 State Preservation and Local Initiated Projects FY 2016 - 2019

SPONSOR	DES	STIP NAME	ROUTE	WORK TYPE	LOCATION	DISTRICT	MILES	FEDERAL CATEGORY	Estimated Cost left to Complete Project*	PROGRAM	PHASE	FEDERAL	MATCH	2016	2017	2018	2019
Porter County																	
Indiana Department of Transportation	0400809	Init.	SR 2	Small Structure Pipe Lining	2.62 miles W of US 6	LaPorte	0	STP		Bridge Consulting	PE	\$0.00	\$0.00	\$0.00	\$0.00	\$0.00	\$0.00
										Bridge Construction	CN	\$0.00	\$0.00	\$0.00	\$0.00	\$0.00	\$0.00
										Bridge ROW	RW	\$0.00	\$0.00	\$0.00	\$0.00	\$0.00	\$0.00
Porter	1173618	Init.	SR 49	Road Reconstruction (3R/4R Standards)	from Oak Hill Rd to NICTD bridge	LaPorte	1.266	NHPP		Road Construction	CN	\$0.00	\$0.00	\$0.00	\$0.00	\$0.00	\$0.00
Indiana Department of Transportation	0301050	Init.	US 6	Bridge Rehabilitation Or Repair	Bridge over CSX Railroad, 1.92 miles E of SR 49, Super Structure Replacement	LaPorte	0	STP		Bridge ROW	RW	\$0.00	\$0.00	\$0.00	\$0.00	\$0.00	\$0.00
										Bridge Construction	CN	\$1,401,600.00	\$350,400.00		\$1,752,000.00		
Indiana Department of Transportation	1172266	Init.	US 6	Small Structure Replacement	3.03 mi E of SR 49	LaPorte	0	STP		Bridge Construction	CN	\$251,200.00	\$62,800.00		\$314,000.00		
Indiana Department of Transportation	1006608	Init.	SR 130	Other Intersection Improvement	SR 130 & CR 600N, 3 miles E of Lake/Porter Co Line	LaPorte	0	STP		Safety Construction	CN	\$880,000.00	\$220,000.00		\$50,000.00	\$1,050,000.00	
										Safety Construction	PE	\$20,000.00	\$5,000.00		\$25,000.00		
										Safety Consulting	PE	\$0.00	\$0.00	\$0.00	\$0.00	\$0.00	\$0.00
										Safety ROW	RW	\$167,200.00	\$41,800.00		\$209,000.00		
Indiana Department of Transportation	1006732	Init.	SR 249	Bridge Rehabilitation Or Repair	at US 12 and 2 RR's	LaPorte	0	NHPP		Bridge Construction	CN	\$16,000.00	\$4,000.00	\$20,000.00			
Indiana Department of Transportation	1006748	Init.	I 94	Small Structure Pipe Lining	0.21 mi W of jct SR 49	LaPorte	0	Interstate		Bridge Construction	CN	\$250,200.00	\$27,800.00		\$278,000.00		
Indiana Department of Transportation	1172251	Init.	I 94	Road Reconstruction (3R/4R Standards)	.85 miles East of Salt Creek to .02 miles East of Chesterton Corporate Line.	LaPorte	7.138	Interstate		Road Construction	CN	\$32,559,300.00	\$3,617,700.00		\$36,177,000.00		
Indiana Department of Transportation	1172270	Init.	I 94	Small Structure Pipe Lining	0.65 mi E of jct US 20	LaPorte	0	Interstate		Bridge Construction	CN	\$150,300.00	\$16,700.00		\$167,000.00		
Indiana Department of Transportation	1006750	Init.	SR 149	Bridge Deck Replacement	Bridge over Salt Creek, 4.90 miles N of SR 130	LaPorte	0	STP		Bridge Construction	CN	\$286,400.00	\$71,600.00		\$358,000.00		
Indiana Department of Transportation	1006725	Init.	I 94	Bridge Deck Overlay	WB Bridge over CSX RR, 0.74 miles E of SR 49	LaPorte	0	Interstate		Bridge Construction	PE	\$22,500.00	\$2,500.00	\$25,000.00			
										Bridge Construction	CN	\$2,043,000.00	\$227,000.00		\$2,270,000.00		

*Estimated Costs left to Complete Project column is for costs that may extend beyond the four years of a STIP. This column is not fiscally constrained and is for information purposes.

Indiana Department of Transportation (INDOT)
 State Preservation and Local Initiated Projects FY 2016 - 2019

SPONSOR	DES	STIP NAME	ROUTE	WORK TYPE	LOCATION	DISTRICT	MILES	FEDERAL CATEGORY	Estimated Cost left to Complete Project*	PROGRAM	PHASE	FEDERAL	MATCH	2016	2017	2018	2019
Indiana Department of Transportation	1173421	Init.	I 94	Bridge Deck Overlay	EB Bridge over CSX RR, 0.74 miles E of SR 49	LaPorte	0	Interstate		Bridge Construction	CN	\$2,043,000.00	\$227,000.00		\$2,270,000.00		
										Bridge Construction	PE	\$22,500.00	\$2,500.00	\$25,000.00			
Indiana Department of Transportation	1006619	Init.	SR 149	Intersect. Improv. W/ Added Turn Lanes	& CR 1050N	LaPorte	0	STP		Mobility ROW	RW	\$200,000.00	\$50,000.00	\$250,000.00			
										Mobility Construction	CN	\$514,400.00	\$128,600.00			\$643,000.00	
Indiana Department of Transportation	1006624	Init.	US 6	Other Intersection Improvement	& Meridian St	LaPorte	0	STP		Mobility ROW	RW	\$140,000.00	\$35,000.00	\$175,000.00			
										Mobility Construction	CN	\$516,000.00	\$129,000.00	\$45,000.00	\$600,000.00		
Indiana Department of Transportation	0500026	Init.	I 94	Bridge Rehabilitation Or Repair	Porter/LaPorte County Line Rd overpass of I 94 (1.98 miles W of US 421)	LaPorte	0	Interstate		Bridge Construction	CN	\$1,170,000.00	\$130,000.00	\$1,300,000.00			
Indiana Department of Transportation	1173893	Init.	SR 49	Bridge Deck Overlay	NBL bridge over SR 2, 1.13 mi N of US 30	LaPorte	0	NHPP		Bridge Construction	CN	\$497,600.00	\$124,400.00		\$622,000.00		
Indiana Department of Transportation	1173894	Init.	SR 49	Bridge Deck Overlay	SBL bridge over SR 2, 1.13 mi N of US 30	LaPorte	0	NHPP		Bridge Construction	CN	\$497,600.00	\$124,400.00		\$622,000.00		
Indiana Department of Transportation	1296301	Init.	SR 49	HMA Overlay, Preventive Maintenance	Toll Rd (I-80/90) to US 12	LaPorte	5.424	NHPP		Road Consulting	PE	\$308,000.00	\$77,000.00	\$385,000.00			
										Road Construction	CN	\$3,968,000.00	\$992,000.00	\$4,960,000.00			
Indiana Department of Transportation	1296319	Init.	US 20	Bridge Deck Overlay	bridge over Little Calumet River, 1.56mi W of SR 49	LaPorte	0	STP		Bridge Construction	CN	\$510,400.00	\$127,600.00		\$638,000.00		
Indiana Department of Transportation	1296309	Init.	SR 49	Bridge Painting	bridge over I-94, 1.02mi S of US 20	LaPorte	0	NHPP		Bridge Construction	CN	\$1,080,000.00	\$270,000.00		\$1,350,000.00		
Indiana Department of Transportation	1172271	Init.	I 94	Small Structure Pipe Lining	0.13 mi W of jct SR 149	LaPorte	0	Interstate		Bridge ROW	RW	\$27,000.00	\$3,000.00	\$30,000.00			
										Bridge Construction	CN	\$476,100.00	\$52,900.00		\$529,000.00		
Indiana Department of Transportation	1296339	Init.	US 20	Bridge Painting	Bridge over Amtrak and Chandler Rd, 0.88 miles E. of SR 520	LaPorte	0	STP		Bridge Construction	CN	\$461,556.00	\$115,389.00		\$576,945.00		
Indiana Department of Transportation	1296990	Init.	US 20	Bridge Deck Replacement	Bridge over Amtrak and Chandler Rd, 0.88 miles E. of SR 520	LaPorte	0	STP		Bridge Construction	CN	\$2,504,000.00	\$626,000.00		\$3,130,000.00		
										Bridge Construction	PE	\$20,000.00	\$5,000.00	\$25,000.00			

*Estimated Costs left to Complete Project column is for costs that may extend beyond the four years of a STIP. This column is not fiscally constrained and is for information purposes.

Indiana Department of Transportation (INDOT)
 State Preservation and Local Initiated Projects FY 2016 - 2019

SPONSOR	DES	STIP NAME	ROUTE	WORK TYPE	LOCATION	DISTRICT	MILES	FEDERAL CATEGORY	Estimated Cost left to Complete Project*	PROGRAM	PHASE	FEDERAL	MATCH	2016	2017	2018	2019
Indiana Department of Transportation	1296928	Init.	SR 2	Centerline & Edge Line Rumble Stripes Installation	SR 2 from Hebron North Town Limit to US 30, W. Jctn.	LaPorte	12.831	STP		Safety Construction	CN	\$126,400.00	\$31,600.00	\$158,000.00			
Indiana Department of Transportation	1296357	Init.	SR 49	Bridge Painting	NB Bridge over NS RR, 1.04 miles S of I 94	LaPorte	0	NHPP		Bridge Construction	CN	\$312,000.00	\$78,000.00	\$390,000.00			
Indiana Department of Transportation	1296359	Init.	SR 49	Bridge Painting	SB Bridge over NS RR, 1.04 miles S of I 94	LaPorte	0	NHPP		Bridge Construction	CN	\$312,000.00	\$78,000.00	\$390,000.00			
Indiana Department of Transportation	1296360	Init.	SR 49	Bridge Painting	NB Bridge over CSX and Little Calumet, 0.37 miles S of I-94	LaPorte	0	NHPP		Bridge Construction	PE	\$64,000.00	\$16,000.00	\$80,000.00			
										Bridge Consulting	PE	\$312,000.00	\$78,000.00	\$390,000.00			
										Bridge Construction	CN	\$1,279,200.00	\$319,800.00	\$1,599,000.00			
Indiana Department of Transportation	1296361	Init.	SR 49	Bridge Painting	SB Bridge over CSX and Little Calumet, 0.37 miles S of I-94	LaPorte	0	NHPP		Bridge Construction	CN	\$1,208,700.80	\$302,175.20	\$1,510,876.00			
Indiana Department of Transportation	1296364	Init.	SR 49	Bridge Painting	Bridge over Amtrak, 0.33 miles N of I-94	LaPorte	0	NHPP		Bridge Consulting	PE	\$104,000.00	\$26,000.00	\$130,000.00			
										Bridge Construction	CN	\$648,000.00	\$162,000.00	\$810,000.00			
Indiana Department of Transportation	1297642	Init.	US 20	Surface Treatment, Microsurface	From SR 249 to SR 149	LaPorte	2.493	STP		Road Consulting	PE	\$46,076.80	\$11,519.20	\$57,596.00			
										Road Construction	CN	\$561,600.00	\$140,400.00	\$702,000.00			
Portage	1382010	Init.	IR 1001	Road Reconstruction (3R/4R Standards)	Samuelson Road Reconstruction, Central Ave to Portage Ave	LaPorte	.41	STP		100% Local Funds	RW	\$0.00	\$40,600.00		\$40,600.00		
										Demonstration Fund Program	RW	\$162,400.00	\$0.00		\$162,400.00		
										Demonstration Fund Program	CN	\$0.00	\$0.00	\$0.00	\$0.00	\$0.00	\$0.00
										100% Local Funds	CN	\$0.00	\$0.00	\$0.00	\$0.00	\$0.00	\$0.00
Porter County	1382092	Init.	IR 1010	Bridge Inspections	County wide bridge inspections, all bridges 20' in length and longer	LaPorte	0	STP		100% Local Funds	PE	\$0.00	\$0.00	\$0.00			
										Local Bridge Program	PE	\$0.00	\$0.00	\$0.00			
Indiana Department of Transportation	1298316	Init.	US 6	Intersect. Improv. W/ Added Turn Lanes	US 6 at Calumet Rd., 0.48 mi. E of SR 49	LaPorte	0	STP		Safety ROW	RW	\$64,000.00	\$16,000.00		\$80,000.00		

*Estimated Costs left to Complete Project column is for costs that may extend beyond the four years of a STIP. This column is not fiscally constrained and is for information purposes.

Indiana Department of Transportation (INDOT)
 State Preservation and Local Initiated Projects FY 2016 - 2019

SPONSOR	DES	STIP NAME	ROUTE	WORK TYPE	LOCATION	DISTRICT	MILES	FEDERAL CATEGORY	Estimated Cost left to Complete Project*	PROGRAM	PHASE	FEDERAL	MATCH	2016	2017	2018	2019
Indiana Department of Transportation	1298316	Init.	US 6	Intersect. Improv. W/ Added Turn Lanes	US 6 at Calumet Rd., 0.48 mi. E of SR 49	LaPorte	0	STP		Safety Construction	CN	\$468,000.00	\$117,000.00		\$65,000.00	\$520,000.00	
Indiana Department of Transportation	1298302	Init.	SR 2	Intersection Improvement, Roundabout	SR 2 at CR100S, 4.32 mi. W of US 30	LaPorte	0	STP		Safety ROW	RW	\$600,000.00	\$150,000.00	\$750,000.00			
										Safety Construction	CN	\$1,113,600.00	\$278,400.00		\$67,000.00	\$1,325,000.00	
Indiana Department of Transportation	1298312	Init.	SR 2	Other Intersection Improvement	SR 2 at CR 500W, 6.79 mi. W of US 30	LaPorte	0	STP		Safety Consulting	PE	\$84,800.00	\$21,200.00	\$106,000.00			
										Safety ROW	RW	\$43,200.00	\$10,800.00	\$54,000.00			
										Safety Construction	CN	\$443,200.00	\$110,800.00		\$24,000.00	\$530,000.00	
Indiana Department of Transportation	1298402	Init.	US 20	Bridge Deck Replacement	Bridge over CSX RR, 1.3 mi. W of SR 249	LaPorte	0	STP		Bridge Construction	PE	\$20,000.00	\$5,000.00		\$25,000.00		
										Bridge Construction	CN	\$1,360,000.00	\$340,000.00			\$1,700,000.00	
Porter County	1383364	Init.	IR 1026	Bridge Replacement, Other Construction	1.6 miles south of CR 1000 S over Kankakee River	LaPorte	.19	STP		100% Local Funds	CN	\$0.00	\$451,600.00		\$451,600.00		
										Local Bridge Program	CN	\$1,806,400.00	\$0.00		\$1,806,400.00		
										Local Bridge Program	RW	\$80,000.00	\$0.00	\$80,000.00			
										100% Local Funds	RW	\$0.00	\$20,000.00	\$20,000.00			
Indiana Department of Transportation	1400287	Init.	SR 149	Culvert Clean And Repair	1.64 mi S of jct US 20	LaPorte	0	NHPP		Bridge ROW	RW	\$5,600.00	\$1,400.00	\$7,000.00			
										Bridge Construction	CN	\$84,800.00	\$21,200.00		\$106,000.00		
Indiana Department of Transportation	1006622	Init.	US 20	Other Intersection Improvement	& Waverly Rd	LaPorte	0	STP		Mobility ROW	RW	\$200,000.00	\$50,000.00	\$250,000.00			
										Mobility Construction	CN	\$639,200.00	\$159,800.00		\$799,000.00		
Indiana Department of Transportation	1383719	Init.	US 30	Small Structure Replacement	Box Culvert near CR 325 E - WB	LaPorte	0	NHPP		Bridge Consulting	PE	\$9,360.00	\$2,340.00	\$11,700.00			
										Bridge Construction	CN	\$93,600.00	\$23,400.00				\$117,000.00

*Estimated Costs left to Complete Project column is for costs that may extend beyond the four years of a STIP. This column is not fiscally constrained and is for information purposes.

Indiana Department of Transportation (INDOT)
 State Preservation and Local Initiated Projects FY 2016 - 2019

SPONSOR	DES	STIP NAME	ROUTE	WORK TYPE	LOCATION	DISTRICT	MILES	FEDERAL CATEGORY	Estimated Cost left to Complete Project*	PROGRAM	PHASE	FEDERAL	MATCH	2016	2017	2018	2019
Indiana Department of Transportation	1383719	Init.	US 30	Small Structure Replacement	Box Culvert near CR 325 E - WB	LaPorte	0	NHPP		Bridge ROW	RW	\$7,200.00	\$1,800.00		\$9,000.00		
Indiana Department of Transportation	1383583	Init.	SR 49	HMA Overlay, Functional	From SR 8 to US 30	LaPorte	9.183	STP		Road Construction	CN	\$3,986,400.00	\$996,600.00				\$4,983,000.00
Indiana Department of Transportation	1383633	Init.	SR 2	Other Intersection Improvement	at Hayes-Leonard	LaPorte	0	NHPP		Safety ROW	RW	\$53,600.00	\$13,400.00		\$67,000.00		
										Safety Consulting	PE	\$115,200.00	\$28,800.00	\$144,000.00			
										Safety Construction	CN	\$686,400.00	\$171,600.00				\$858,000.00
Indiana Department of Transportation	1401309	Init.	US 12	Concrete Pavement Restoration (CPR)	From SR 149 to 0.97 mi East of SR 149	LaPorte	.998	NHPP		Road Construction	CN	\$425,600.00	\$106,400.00	\$532,000.00			
Indiana Department of Transportation	1401642	Init.	I 94	Bridge Maintenance And Repair	Brummitt Road, 2.11 mi E of SR 49 over I-94	LaPorte	0	Interstate		Bridge Construction	CN	\$45,000.00	\$5,000.00		\$50,000.00		

Porter County Total

Federal: \$70,575,393.60 Match :\$12,253,723.40 2016: \$15,412,172.00 2017: \$55,690,945.00 2018: \$5,768,000.00 2019: \$5,958,000.00

*Estimated Costs left to Complete Project column is for costs that may extend beyond the four years of a STIP. This column is not fiscally constrained and is for information purposes.

SPONSOR	DES	STIP NAME	ROUTE	WORK TYPE	LOCATION	DISTRICT	MILES	FEDERAL CATEGORY	Estimated Cost left to Complete Project*	PROGRAM	PHASE	FEDERAL	MATCH	2016	2017	2018	2019
Posey County																	
Indiana Department of Transportation	0100668	Init.	SR 66	Intersect. Improv. W/ Added Turn Lanes	Rexing Road/St Philips Road (CR 1100E), 6.2 miles E of SR 165	Vincennes	.01	STP		Safety Construction	CN	\$1,368,800.00	\$342,200.00			\$1,711,000.00	
										Safety ROW	RW	\$194,047.20	\$48,511.80	\$242,559.00			
Indiana Department of Transportation	1296547	Init.	SR 69	Small Structure Replacement	1.21 mile N of Hovey Lake	Vincennes	0	STP		Bridge Consulting	PE	\$5,280.00	\$1,320.00	\$6,600.00			
										Bridge ROW	RW	\$3,600.00	\$900.00	\$4,500.00			
										Bridge Construction	CN	\$200,800.00	\$50,200.00		\$251,000.00		
Indiana Department of Transportation	1296575	Init.	SR 165	Small Structure Replacement	1.63 mile N of Jct of SR66	Vincennes	0	STP		Bridge ROW	RW	\$13,600.00	\$3,400.00	\$17,000.00			
										Bridge Construction	CN	\$217,600.00	\$54,400.00		\$272,000.00		
										Bridge Consulting	PE	\$6,000.00	\$1,500.00	\$7,500.00			
Indiana Department of Transportation	1296640	Init.	SR 62	Small Structure Pipe Lining	5.30 mile E of E Jct of SR69	Vincennes	0	NHPP		Bridge Construction	CN	\$260,800.00	\$65,200.00		\$326,000.00		
										Bridge ROW	RW	\$12,800.00	\$3,200.00	\$16,000.00			
Indiana Department of Transportation	1296577	Init.	SR 165	Small Structure Pipe Lining	0.75 mile N of N Jct of SR68	Vincennes	0	STP		Bridge Construction	CN	\$201,600.00	\$50,400.00	\$0.00	\$252,000.00		
Indiana Department of Transportation	1296553	Init.	I 64	Small Structure Pipe Lining	.50 mile E of Jct of SR165	Vincennes	0	Interstate		Bridge Construction	CN	\$231,300.00	\$25,700.00		\$257,000.00		
Indiana Department of Transportation	1296554	Init.	I 64	Small Structure Pipe Lining	2.42 mile W of JCT of SR65	Vincennes	0	Interstate		Bridge Construction	CN	\$99,000.00	\$11,000.00		\$110,000.00		
Indiana Department of Transportation	1296809	Init.	SR 165	Bridge Deck Overlay	Over Black River, 1.15 mi N of I64	Vincennes	0	STP		Bridge Construction	CN	\$303,200.00	\$75,800.00			\$379,000.00	
										Bridge ROW	RW	\$8,000.00	\$2,000.00	\$10,000.00			
Indiana Department of Transportation	1296794	Init.	SR 68	Bridge Deck Overlay	Over I-64, 1.25 mi E of SR165	Vincennes	0	STP		Bridge Construction	CN	\$295,200.00	\$73,800.00	\$369,000.00			
Indiana Department of Transportation	1296784	Init.	I 64	Bridge Deck Overlay	Over Big Bayou River, 2.01 mi W of SR69 EBL	Vincennes	0	Interstate		Bridge Consulting	PE	\$221,051.70	\$24,561.30	\$245,613.00			
										Bridge Construction	CN	\$1,459,800.00	\$162,200.00		\$1,622,000.00		

*Estimated Costs left to Complete Project column is for costs that may extend beyond the four years of a STIP. This column is not fiscally constrained and is for information purposes.

Indiana Department of Transportation (INDOT)
 State Preservation and Local Initiated Projects FY 2016 - 2019

SPONSOR	DES	STIP NAME	ROUTE	WORK TYPE	LOCATION	DISTRICT	MILES	FEDERAL CATEGORY	Estimated Cost left to Complete Project*	PROGRAM	PHASE	FEDERAL	MATCH	2016	2017	2018	2019
Indiana Department of Transportation	1296787	Init.	I 64	Bridge Deck Overlay	Over Big Bayou River, 2.01 mi W of SR69 WBL	Vincennes	0	Interstate		Bridge Construction	CN	\$1,459,800.00	\$162,200.00		\$1,622,000.00		
Indiana Department of Transportation	1296788	Init.	I 64	Bridge Deck Overlay	Over Black River Overflow, 0.96 mi E of SR69 EBL	Vincennes	0	Interstate		Bridge Construction	CN	\$1,637,100.00	\$181,900.00		\$1,819,000.00		
Indiana Department of Transportation	1296790	Init.	I 64	Bridge Deck Overlay	Over Black River Overflow, 0.96 mi E of SR69 WBL	Vincennes	0	Interstate		Bridge Construction	CN	\$1,637,100.00	\$181,900.00		\$1,819,000.00		
Indiana Department of Transportation	1296791	Init.	I 64	Bridge Deck Overlay	Over Black River, 1.23 mi E of SR69 EBL	Vincennes	0	Interstate		Bridge Consulting	PE	\$237,276.90	\$26,364.10	\$263,641.00			
										Bridge Construction	CN	\$2,113,200.00	\$234,800.00		\$2,348,000.00		
Indiana Department of Transportation	1296792	Init.	I 64	Bridge Deck Overlay	Over Black River, 1.23 mi E of SR69 WBL	Vincennes	0	Interstate		Bridge Construction	CN	\$2,113,200.00	\$234,800.00		\$2,348,000.00		
Indiana Department of Transportation	1296907	Init.	SR 62	HMA Overlay, Preventive Maintenance	From 1.34 miles West of SR-69 E Jct. (RP 8.60) to Posey/Vanderburgh County	Vincennes	9.966	NHPP		Road Construction	CN	\$10,608,000.00	\$2,652,000.00		\$13,260,000.00		
										Road Consulting	PE	\$16,000.00	\$4,000.00	\$20,000.00			
Posey County	1382188	Init.	IR 1006	Bridge Inspections	Inspection and re-inspection of bridges 20 feet or greater in length	Vincennes	0	Multiple		100% Local Funds	PE	\$0.00	\$0.00	\$0.00	\$0.00	\$0.00	\$0.00
										Local Bridge Program	PE	\$0.00	\$0.00	\$0.00	\$0.00	\$0.00	\$0.00
										Local Bridge Program	CN	\$0.00	\$0.00	\$0.00	\$0.00	\$0.00	\$0.00
Indiana Department of Transportation	1298510	Init.	SR 62	HMA Overlay, Structural	From 1.96 miles E of SR-69 E Jct. to 1.34 miles W of SR-69 E Jct.	Vincennes	1.74	STP		Road ROW	RW	\$320,000.00	\$80,000.00	\$100,000.00	\$300,000.00		
										Road Construction	CN	\$1,761,163.20	\$440,290.80			\$2,201,454.00	
										Road Construction	PE	\$8,000.00	\$2,000.00		\$10,000.00		
										Road Consulting	PE	\$24,000.00	\$6,000.00	\$30,000.00			
Indiana Department of Transportation	1298538	Init.	SR 68	Small Structure Replacement	3.17 Miles East SR 165	Vincennes	.02	STP		Bridge Consulting	PE	\$16,000.00	\$4,000.00	\$20,000.00			
										Bridge Construction	CN	\$244,224.00	\$61,056.00		\$125,000.00	\$180,280.00	
										Bridge ROW	RW	\$16,000.00	\$4,000.00		\$20,000.00		

*Estimated Costs left to Complete Project column is for costs that may extend beyond the four years of a STIP. This column is not fiscally constrained and is for information purposes.

Indiana Department of Transportation (INDOT)
 State Preservation and Local Initiated Projects FY 2016 - 2019

SPONSOR	DES	STIP NAME	ROUTE	WORK TYPE	LOCATION	DISTRICT	MILES	FEDERAL CATEGORY	Estimated Cost left to Complete Project*	PROGRAM	PHASE	FEDERAL	MATCH	2016	2017	2018	2019
Mount Vernon	1383629	Init.	ST 1013	Bike/Pedestrian Facilities	Main Street from Water Street to SR 62 and Along 6th, Munchoff, 8th, Brittlebank	Vincennes	.2	STP		Local Trans Enhancement Program	CN	\$32,000.00	\$0.00			\$32,000.00	
										100% Local Funds	CN	\$0.00	\$1,595,571.00			\$1,595,571.00	
										100% Local Funds	RW	\$0.00	\$17,000.00		\$17,000.00		
										Local Transportation Alternatives	CN	\$6,221,900.00	\$0.00			\$6,221,900.00	
										Local Transportation Alternatives	PE	\$0.00	\$0.00	\$0.00	\$0.00	\$0.00	\$0.00
										Local Transportation Alternatives	RW	\$8,000.00	\$0.00		\$8,000.00		
										100% Local Funds	PE	\$0.00	\$0.00	\$0.00	\$0.00	\$0.00	\$0.00
Mount Vernon	1383628	Init.	ST 1001	Pavement, Other	State Street, just south of intersection of 3rd Street to SR 62	Vincennes	.076	STP		100% Local Funds	RW	\$0.00	\$10,000.00		\$10,000.00		
										Group III Program	RW	\$40,000.00	\$0.00		\$40,000.00		
										Group III Program	PE	\$0.00	\$0.00	\$0.00	\$0.00	\$0.00	\$0.00
										Group III Program	CN	\$344,000.00	\$0.00			\$344,000.00	
										100% Local Funds	PE	\$0.00	\$0.00	\$0.00	\$0.00	\$0.00	\$0.00
										100% Local Funds	CN	\$0.00	\$86,000.00			\$86,000.00	
Indiana Department of Transportation	1400156	Init.	SR 68	Small Structure Replacement	0.20 miles E of the N Jct of SR 165	Vincennes	0	STP		Bridge ROW	RW	\$38,400.00	\$9,600.00			\$48,000.00	
										Bridge Consulting	PE	\$26,400.00	\$6,600.00	\$33,000.00			
										Bridge Construction	CN	\$107,200.00	\$26,800.00				\$134,000.00
Indiana Department of Transportation	1401084	Init.	SP 0000	Bridge Deck Reconstruction	FY 2019 I 64 Boarder Bridge Placeholder	Vincennes	0	Interstate		Bridge Construction	CN	\$22,500,000.00	\$2,500,000.00				\$25,000,000.00
Indiana Department of Transportation	1401228	Init.	SR 68	HMA Overlay, Preventive Maintenance	From South Jct of SR 165 to .51 mile East of SR 165 (Town Limits of Poseyville)	Vincennes	1.549	STP		District Other Construction	CN	\$383,200.00	\$95,800.00	\$479,000.00			

*Estimated Costs left to Complete Project column is for costs that may extend beyond the four years of a STIP. This column is not fiscally constrained and is for information purposes.

SPONSOR	DES	STIP NAME	ROUTE	WORK TYPE	LOCATION	DISTRICT	MILES	FEDERAL CATEGORY	Estimated Cost left to Complete Project*	PROGRAM	PHASE	FEDERAL	MATCH	2016	2017	2018	2019
---------	-----	-----------	-------	-----------	----------	----------	-------	------------------	--	---------	-------	---------	-------	------	------	------	------

Posey County Total

Federal: \$57,014,643.00 Match :\$9,618,975.00 2016: \$1,864,413.00 2017: \$26,836,000.00 2018: \$12,799,205.00 2019: \$25,134,000.00

*Estimated Costs left to Complete Project column is for costs that may extend beyond the four years of a STIP. This column is not fiscally constrained and is for information purposes.

SPONSOR	DES	STIP NAME	ROUTE	WORK TYPE	LOCATION	DISTRICT	MILES	FEDERAL CATEGORY	Estimated Cost left to Complete Project*	PROGRAM	PHASE	FEDERAL	MATCH	2016	2017	2018	2019
Pulaski County																	
Indiana Department of Transportation	1006692	Init.	SR 14	Bridge Deck Replacement	Bridge over Big Monon Ditch, 2.96 miles W of SR 39	LaPorte	0	STP		Bridge Consulting	PE	\$112,160.00	\$28,040.00	\$140,200.00			
										Bridge Construction	CN	\$1,067,200.00	\$266,800.00		\$1,334,000.00		
Indiana Department of Transportation	1006719	Init.	SR 39	Bridge Replacement, Concrete	Bridge over Emmet Ditch, 4.19 miles N of SR 14	LaPorte	0	STP		Bridge Consulting	PE	\$122,405.60	\$30,601.40	\$153,007.00			
										Bridge ROW	RW	\$50,400.00	\$12,600.00	\$63,000.00			
										Bridge Construction	CN	\$457,600.00	\$114,400.00			\$572,000.00	
Indiana Department of Transportation	1296625	Init.	SR 39	Bridge Deck Overlay	Bridge over Happ Ditch #3, 4.03 miles N of SR 16	LaPorte	0	STP		Bridge Construction	CN	\$102,400.00	\$25,600.00		\$128,000.00		
Indiana Department of Transportation	1296638	Init.	US 421	Bridge Deck Overlay	Bridge over Muck Pocket and Antrim Ditch, 2.11 miles N of SR 14	LaPorte	0	STP		Bridge Consulting	PE	\$225,200.00	\$56,300.00	\$281,500.00			
										Bridge Construction	CN	\$2,148,800.00	\$537,200.00			\$2,686,000.00	
Indiana Department of Natural Resources	1297547	Init.	VA VARI	Bike/Pedestrian Facilities	Winamac Depot Trail RT 12007	LaPorte	0	STP		100% Local Funds	CN	\$0.00	\$40,984.00		\$40,984.00		
Pulaski County	1382093	Init.	IR 1005	Bridge Inspections	County wide bridge inspections, all bridges 20' and greater in length	LaPorte	0	STP		100% Local Funds	PE	\$0.00	\$0.00	\$0.00	\$0.00	\$0.00	\$0.00
										Local Bridge Program	PE	\$0.00	\$0.00	\$0.00	\$0.00	\$0.00	\$0.00
										Local Bridge Program	CN	\$0.00	\$0.00	\$0.00	\$0.00	\$0.00	\$0.00
Indiana Department of Transportation	1298428	Init.	US 35	Bridge Deck Overlay	Bridge over Tippecanoe River, 1.94 mi. S of SR 119	LaPorte	0	STP		Bridge Consulting	PE	\$80,000.00	\$20,000.00	\$100,000.00			
										Bridge Construction	CN	\$708,800.00	\$177,200.00			\$886,000.00	
Indiana Department of Transportation	1383714	Init.	US 421	Small Structure Pipe Lining	2.2 mi N of N Jct SR 14; One of Twin CMP's	LaPorte	0	NHPP		Bridge Construction	CN	\$73,600.00	\$18,400.00				\$92,000.00
										Bridge Consulting	PE	\$27,840.00	\$6,960.00	\$8,800.00	\$26,000.00		
										Bridge ROW	RW	\$11,200.00	\$2,800.00			\$14,000.00	
Indiana Department of Transportation	1383715	Init.	US 421	Small Structure Pipe Lining	2.2 mi N of N Jct SR 14; One of Twin CMP's	LaPorte	0	NHPP		Bridge ROW	RW	\$11,200.00	\$2,800.00			\$14,000.00	

*Estimated Costs left to Complete Project column is for costs that may extend beyond the four years of a STIP. This column is not fiscally constrained and is for information purposes.

Indiana Department of Transportation (INDOT)
 State Preservation and Local Initiated Projects FY 2016 - 2019

SPONSOR	DES	STIP NAME	ROUTE	WORK TYPE	LOCATION	DISTRICT	MILES	FEDERAL CATEGORY	Estimated Cost left to Complete Project*	PROGRAM	PHASE	FEDERAL	MATCH	2016	2017	2018	2019
Indiana Department of Transportation	1383715	Init.	US 421	Small Structure Pipe Lining	2.2 mi N of N Jct SR 14; One of Twin CMPs	LaPorte	0	NHPP		Bridge Consulting	PE	\$23,040.00	\$5,760.00	\$8,800.00	\$20,000.00		
										Bridge Construction	CN	\$73,600.00	\$18,400.00				\$92,000.00
Indiana Department of Transportation	1383732	Init.	SR 14	Bridge Rehabilitation Or Repair	Over Lincoln Ditch, 01.46mi E of SR 39 (NBI 3700)	LaPorte	0	STP		Bridge Construction	CN	\$92,800.00	\$23,200.00				\$116,000.00
										Bridge Consulting	PE	\$9,280.00	\$2,320.00	\$11,600.00			
Indiana Department of Transportation	1172237	Init.	SR 14	Small Structure Replacement	1.68 mi E of US 35 N jct	LaPorte	0	STP		Bridge Consulting	PE	\$24,000.00	\$6,000.00	\$30,000.00			
										Bridge ROW	RW	\$17,600.00	\$4,400.00	\$22,000.00			
										Bridge Construction	CN	\$108,000.00	\$27,000.00		\$135,000.00		

Pulaski County Total
 Federal: \$5,547,125.60 Match :\$1,427,765.40 2016: \$818,907.00 2017: \$1,683,984.00 2018: \$4,172,000.00 2019: \$300,000.00

*Estimated Costs left to Complete Project column is for costs that may extend beyond the four years of a STIP. This column is not fiscally constrained and is for information purposes.

Indiana Department of Transportation (INDOT)
 State Preservation and Local Initiated Projects FY 2016 - 2019

SPONSOR	DES	STIP NAME	ROUTE	WORK TYPE	LOCATION	DISTRICT	MILES	FEDERAL CATEGORY	Estimated Cost left to Complete Project*	PROGRAM	PHASE	FEDERAL	MATCH	2016	2017	2018	2019
Putnam County																	
Indiana Department of Transportation	1400464	Init.	SR 243	Repair Or Replace Joints	Bridge over I-70 WB, 5.52 mi N of SR 42	Crawfordsville	0	STP		Bridge Construction	CN	\$0.00	\$0.00	\$0.00			
Indiana Department of Transportation	1400529	Init.	SR 243	Bridge Maintenance And Repair	Bridge over I-70 EB, 5.46 mi N of SR 42	Crawfordsville	0	STP		Bridge Construction	CN	\$0.00	\$0.00	\$0.00			
Greencastle	0301161	Init.	SP BIKE	Bike/Pedestrian Facilities	Greencastle - People Pathways Phase 4	Crawfordsville	.97	STP		Local Trans Enhancement Program	CN	\$670,320.00	\$0.00	\$670,320.00			
										100% Local Funds	CN	\$0.00	\$167,580.00	\$167,580.00			
Putnam County	9982470	Init.	IR 1000	Br Repl, Comp.Cont.Precast Conc. Beam	Bridge #137 over Big Walnut Creek on CR 100E	Crawfordsville	.2	STP		Local Bridge Program	CN	\$2,306,065.43	\$0.00	\$2,306,065.43			
										100% Local Funds	CN	\$0.00	\$576,516.36	\$576,516.36			
Indiana Department of Transportation	1401666	Init.	SR 240	Bridge Thin Deck Overlay	Bridge over Little Deer Creek, 3.22 mi W of SR 75	Crawfordsville	0	STP		Bridge Construction	CN	\$26,480.00	\$6,620.00			\$33,100.00	
Indiana Department of Transportation	1401667	Init.	SR 240	Bridge Maintenance And Repair	Bridge over Buis Creek, 1.10 mi W of SR 75	Crawfordsville	0	STP		Bridge Construction	CN	\$13,280.00	\$3,320.00			\$16,600.00	
Indiana Department of Transportation	0800852	Init.	SR 240	Small Structure Replacement	1.65 mi W of SR 75	Crawfordsville	0	STP		Bridge Construction	CN	\$169,600.00	\$42,400.00			\$212,000.00	
										Bridge ROW	RW	\$20,000.00	\$5,000.00	\$25,000.00			
Indiana Department of Transportation	1401668	Init.	SR 243	Bridge Thin Deck Overlay	Bridge over Fall Creek, 1.81 mi S of I-70	Crawfordsville	0	STP		Bridge Construction	CN	\$46,320.00	\$11,580.00			\$57,900.00	
Indiana Department of Transportation	1401669	Init.	SR 243	Bridge Deck Overlay	Bridge over EB I-70, 5.46 mi N of SR 42	Crawfordsville	0	STP		Bridge Construction	CN	\$214,000.00	\$53,500.00			\$267,500.00	
Indiana Department of Transportation	1401670	Init.	SR 243	Bridge Deck Overlay	Bridge over WB I-70, 5.46 mi N of SR 42	Crawfordsville	0	STP		Bridge Construction	CN	\$214,000.00	\$53,500.00			\$267,500.00	
Indiana Department of Transportation	0800882	Init.	SR 236	Bridge Deck Replacement & Widening	BR over Big Raccoon Creek, 1.37 mi W of US 231	Crawfordsville	0	STP		Bridge Construction	CN	\$1,747,200.00	\$436,800.00	\$2,184,000.00			
Greencastle	0810286	Init.	ST 1001	Road Rehabilitation (3R/4R Standards)	Extend South St West 0.19 mi on new alignment	Crawfordsville	.62	STP		Group III Program	CN	\$1,966,619.60	\$0.00	\$1,966,619.60			
										100% Local Funds	CN	\$0.00	\$491,654.00	\$491,654.00			
Putnam County	0900909	Init.	IR 1014	Bridge Replacement, Concrete	BR # 248 on CR 650 E over Big Walnut Creek	Crawfordsville	.07	STP		Local Bridge Program	CN	\$1,159,992.64	\$0.00	\$1,159,992.64			
										100% Local Funds	CN	\$0.00	\$289,998.16	\$289,998.16			

*Estimated Costs left to Complete Project column is for costs that may extend beyond the four years of a STIP. This column is not fiscally constrained and is for information purposes.

Indiana Department of Transportation (INDOT)
 State Preservation and Local Initiated Projects FY 2016 - 2019

SPONSOR	DES	STIP NAME	ROUTE	WORK TYPE	LOCATION	DISTRICT	MILES	FEDERAL CATEGORY	Estimated Cost left to Complete Project*	PROGRAM	PHASE	FEDERAL	MATCH	2016	2017	2018	2019
Indiana Department of Transportation	1296055	Init.	I 70	Bridge Deck Overlay	Putnam CR 825 E over I-70 EB & WB; 5.58 mi E of US 231	Crawfordsville	0	Interstate		Bridge Construction	CN	\$236,700.00	\$26,300.00	\$263,000.00			
Indiana Department of Transportation	1296174	Init.	US 231	Small Structure Pipe Lining	0.27 mi S of I-70	Crawfordsville	0	NHPP		Bridge Construction	CN	\$98,400.00	\$24,600.00	\$123,000.00			
Indiana Department of Transportation	1296663	Init.	US 231	HMA Overlay, Preventive Maintenance	From 0.08 mi N of SR 240 to 1.56 mi N of SR 240	Crawfordsville	1.499	NHPP		Road Construction	CN	\$484,800.00	\$121,200.00		\$606,000.00		
Indiana Department of Transportation	1296043	Init.	SR 240	Bridge Deck Overlay	4.25 mi E of US231 over Deer Creek	Crawfordsville	0	STP		Bridge Construction	CN	\$278,800.00	\$69,700.00	\$348,500.00			
Indiana Department of Transportation	1296391	Init.	US 231	Arch Reconstruction Or Repair	4.07 mi S of US 36 over drainage ditch	Crawfordsville	0	NHPP		Bridge ROW	RW	\$0.00	\$0.00	\$0.00	\$0.00	\$0.00	\$0.00
										Bridge Construction	CN	\$97,600.00	\$24,400.00		\$122,000.00		
Putnam County	1382590	Init.	VA VARI	Bridge Inspections	Putnam County Bridge inspections	Crawfordsville	0	Multiple		Local Bridge Program	CN	\$0.00	\$0.00	\$0.00	\$0.00	\$0.00	\$0.00
										100% Local Funds	PE	\$0.00	\$7,326.00	\$7,326.00			
										Local Bridge Program	PE	\$29,304.00	\$0.00	\$29,304.00			
Indiana Department of Transportation	1296252	Init.	SR 236	Small Structure Replacement	3.38 mi W of US 231	Crawfordsville	0	STP		Bridge ROW	RW	\$24,000.00	\$6,000.00	\$30,000.00			
										Bridge Construction	CN	\$220,000.00	\$55,000.00		\$275,000.00		
Indiana Department of Transportation	1296034	Init.	US 231	Bridge Deck Overlay	0.35 mi N of North Junction SR 236 over abandoned RR	Crawfordsville	0	NHPP		Bridge Construction	CN	\$461,600.00	\$115,400.00		\$577,000.00		
Indiana Department of Transportation	1400544	Init.	I 70	Debris Removal From Channel	WB Bridge over Big Walnut Creek, 4.51 mi W of SR 243	Crawfordsville	0	Interstate		Bridge Construction	CN	\$29,700.00	\$3,300.00	\$33,000.00			
Indiana Department of Transportation	1400560	Init.	I 70	Bridge Thin Deck Overlay	Raab Road over I-70, 6.66 mi W of SR 243	Crawfordsville	0	Interstate		Bridge Construction	CN	\$109,800.00	\$12,200.00	\$122,000.00			
Indiana Department of Transportation	1400561	Init.	I 70	Bridge Thin Deck Overlay	Manhattan Road over I-70, 3.92 mi W of SR 243	Crawfordsville	0	Interstate		Bridge Construction	CN	\$95,400.00	\$10,600.00	\$106,000.00			
Indiana Department of Transportation	1400562	Init.	I 70	Bridge Thin Deck Overlay	CR 475E over I-70, 1.93 mi E of US 231	Crawfordsville	0	Interstate		Bridge Construction	CN	\$91,800.00	\$10,200.00	\$102,000.00			
Indiana Department of Transportation	1400235	Init.	I 70	Small Structure Pipe Lining	5.11 mi W of SR 243	Crawfordsville	0	Interstate		Bridge ROW	RW	\$18,000.00	\$2,000.00		\$20,000.00		
										Bridge Consulting	PE	\$49,500.00	\$5,500.00	\$50,000.00	\$5,000.00		

*Estimated Costs left to Complete Project column is for costs that may extend beyond the four years of a STIP. This column is not fiscally constrained and is for information purposes.

Indiana Department of Transportation (INDOT)
 State Preservation and Local Initiated Projects FY 2016 - 2019

SPONSOR	DES	STIP NAME	ROUTE	WORK TYPE	LOCATION	DISTRICT	MILES	FEDERAL CATEGORY	Estimated Cost left to Complete Project*	PROGRAM	PHASE	FEDERAL	MATCH	2016	2017	2018	2019
Indiana Department of Transportation	1400235	Init.	I 70	Small Structure Pipe Lining	5.11 mi W of SR 243	Crawfordsville	0	Interstate		Bridge Construction	CN	\$567,000.00	\$63,000.00				\$630,000.00
Indiana Department of Transportation	1400236	Init.	I 70	Small Structure Pipe Lining	0.48 mi W of SR 243	Crawfordsville	0	Interstate		Bridge Construction	CN	\$415,800.00	\$46,200.00				\$462,000.00
										Bridge Consulting	PE	\$4,500.00	\$500.00		\$5,000.00		
										Bridge ROW	RW	\$18,000.00	\$2,000.00		\$20,000.00		
Indiana Department of Transportation	1400237	Init.	I 70	Small Structure Pipe Lining	1.21 mi E of SR 243	Crawfordsville	0	Interstate		Bridge ROW	RW	\$18,000.00	\$2,000.00		\$20,000.00		
										Bridge Consulting	PE	\$4,500.00	\$500.00		\$5,000.00		
										Bridge Construction	CN	\$268,200.00	\$29,800.00				\$298,000.00
Indiana Department of Transportation	1400238	Init.	I 70	Small Structure Pipe Lining	3.32 mi E of US 231, EBL	Crawfordsville	0	Interstate		Bridge Consulting	PE	\$4,500.00	\$500.00		\$5,000.00		
										Bridge ROW	RW	\$18,000.00	\$2,000.00		\$20,000.00		
										Bridge Construction	CN	\$251,100.00	\$27,900.00				\$279,000.00
Indiana Department of Transportation	1401316	Init.	US 40	Surface Treatment, Microsurface	From 0.07 mi W of US 231 to SR 75	Crawfordsville	8.594	STP		Road Construction	CN	\$1,404,800.00	\$351,200.00	\$1,756,000.00			

Putnam County Total
 Federal: \$13,853,681.67 Match :\$3,157,794.52 2016: \$12,807,876.19 2017: \$2,534,600.00 2018: \$0.00 2019: \$1,669,000.00

*Estimated Costs left to Complete Project column is for costs that may extend beyond the four years of a STIP. This column is not fiscally constrained and is for information purposes.

Indiana Department of Transportation (INDOT)
 State Preservation and Local Initiated Projects FY 2016 - 2019

SPONSOR	DES	STIP NAME	ROUTE	WORK TYPE	LOCATION	DISTRICT	MILES	FEDERAL CATEGORY	Estimated Cost left to Complete Project*	PROGRAM	PHASE	FEDERAL	MATCH	2016	2017	2018	2019	
Randolph County																		
Ridgeville	1401013	Init.	ST 1001	Signing	Sign Replacement Town of Ridgeville	Greenfield	0	STP		Local Safety Program	CN	\$18,743.00	\$0.00		\$18,743.00			
										100% Local Funds	CN	\$0.00	\$2,082.00		\$2,082.00			
Indiana Department of Transportation	0710516	Init.	SR 227	Small Structure Replacement	1.60 miles N of US 36	Greenfield	0	STP		Bridge Construction	CN	\$174,853.60	\$43,713.40	\$218,567.00				
Winchester	0800345	Init.	ST 1008	Road Reconstruction (3R/4R Standards)	Union Street from Washington St.(SR 32) to Short Street	Greenfield	.22	STP		100% Local Funds	RW	\$0.00	\$132,200.00	\$132,200.00				
										Group III Program	CN	\$1,324,000.00	\$0.00		\$1,324,000.00			
										100% Local Funds	CN	\$0.00	\$315,000.00		\$315,000.00			
Indiana Department of Transportation	1296469	Init.	US 27	Small Structure Pipe Lining	US 27 at 6.26 mile north of US 36 (SS-27-68-44.27)	Greenfield	0	NHPP		Bridge Construction	CN	\$96,228.00	\$24,057.00	\$120,285.00				
Indiana Department of Transportation	1296482	Init.	SR 227	Small Structure Replacement	6.372 mile north of US 36	Greenfield	0	STP		Bridge ROW	RW	\$20,000.00	\$5,000.00	\$25,000.00				
										Bridge Construction	CN	\$212,803.20	\$53,200.80		\$266,004.00			
Indiana Department of Transportation	1296517	Init.	SR 1	Small Structure Pipe Lining	SR1; at 1.099 mile north Wayne/Randolph Co Line (SS-1-68-73.09)	Greenfield	0	STP		Bridge Construction	CN	\$109,218.40	\$27,304.60		\$136,523.00			
Indiana Department of Transportation	1006265	Init.	US 27	Bridge Deck Overlay	1.8 N SR 28 over Goshen Ditch	Greenfield	0	NHPP		Bridge Construction	CN	\$277,875.20	\$69,468.80		\$347,344.00			
Union City	1400818	Init.	ST 1021	Bike/Pedestrian Facilities	SR 28 in Union City from Landsowners Drive to Division Street	Greenfield	.9	STP		100% Local Funds	CN	\$0.00	\$147,600.00			\$147,600.00		
										Local Transportation Alternatives	RW	\$43,200.00	\$0.00		\$43,200.00			
										100% Local Funds	RW	\$0.00	\$10,800.00		\$10,800.00			
										Local Transportation Alternatives	CN	\$590,400.00	\$0.00			\$590,400.00		
Randolph County	1400756	Init.	IR 1007	Bridge Replacement, Other Construction	0.12 miles East of Huntsville Road Bridge 305 over Mud Creek	Greenfield	.08	STP		Local Bridge Program	RW	\$64,000.00	\$0.00		\$64,000.00			
										100% Local Funds	RW	\$0.00	\$16,000.00		\$16,000.00			
										Local Bridge Program	CN	\$1,279,840.00	\$0.00				\$1,279,840.00	

*Estimated Costs left to Complete Project column is for costs that may extend beyond the four years of a STIP. This column is not fiscally constrained and is for information purposes.

SPONSOR	DES	STIP NAME	ROUTE	WORK TYPE	LOCATION	DISTRICT	MILES	FEDERAL CATEGORY	Estimated Cost left to Complete Project*	PROGRAM	PHASE	FEDERAL	MATCH	2016	2017	2018	2019
Randolph County	1400756	Init.	IR 1007	Bridge Replacement, Other Construction	0.12 miles East of Huntsville Road Bridge 305 over Mud Creek	Greenfield	.08	STP		100% Local Funds	CN	\$0.00	\$319,960.00				\$319,960.00

Randolph County Total

Federal: \$4,211,161.40 Match :\$1,166,386.60 2016: \$496,052.00 2017: \$2,543,696.00 2018: \$738,000.00 2019: \$1,599,800.00

*Estimated Costs left to Complete Project column is for costs that may extend beyond the four years of a STIP. This column is not fiscally constrained and is for information purposes.

Indiana Department of Transportation (INDOT)
 State Preservation and Local Initiated Projects FY 2016 - 2019

SPONSOR	DES	STIP NAME	ROUTE	WORK TYPE	LOCATION	DISTRICT	MILES	FEDERAL CATEGORY	Estimated Cost left to Complete Project*	PROGRAM	PHASE	FEDERAL	MATCH	2016	2017	2018	2019
Ripley County																	
Indiana Department of Transportation	1006416	Init.	US 421	Small Structure Replacement	US 421 14.84 miles North of SR 250	Seymour	0	STP		Bridge Construction	CN	\$344,000.00	\$86,000.00	\$10,000.00	\$420,000.00		
										Bridge ROW	RW	\$45,600.00	\$11,400.00	\$57,000.00			
Indiana Department of Transportation	1173315	Init.	SR 62	Slide Correction	SR 62 approximately 3 miles E of SR 129	Seymour	.03	STP		Road ROW	RW	\$20,000.00	\$5,000.00	\$25,000.00			
										Road Construction	CN	\$2,400,000.00	\$600,000.00		\$3,000,000.00		
Indiana Department of Transportation	1296540	Init.	US 50	Small Structure Replacement	1.5 miles E of SR-129 on US 50	Seymour	0	NHPP		Bridge ROW	RW	\$8,000.00	\$2,000.00	\$10,000.00			
										Bridge Construction	CN	\$276,800.00	\$69,200.00		\$346,000.00		
Indiana Department of Transportation	1296535	Init.	US 421	Small Structure Replacement	1.69 miles N of SR 229 on US 421	Seymour	0	STP		Bridge ROW	RW	\$4,400.00	\$1,100.00	\$5,500.00			
										Bridge Construction	CN	\$404,400.00	\$101,100.00		\$505,500.00		
Ripley County	1382124	Init.	IR 1001	Bridge Inspections	Inspection and re-inspection of county bridges 20' and greater in length	Seymour	0	STP		Local Bridge Program	CN	\$0.00	\$0.00		\$0.00		
										100% Local Funds	PE	\$0.00	\$16,470.00		\$16,470.00		
										Local Bridge Program	PE	\$65,880.00	\$0.00		\$65,880.00		
Indiana Department of Transportation	1298414	Init.	SR 129	Small Structure Pipe Lining	0.06 miles South of SR 48	Seymour	0	STP		Bridge Construction	CN	\$32,603.20	\$8,150.80			\$40,754.00	
										Bridge Consulting	PE	\$12,000.00	\$3,000.00	\$15,000.00			
Indiana Department of Transportation	1298425	Init.	SR 129	Small Structure Pipe Lining	2.25 miles North of SR 350	Seymour	0	STP		Bridge Construction	CN	\$27,600.00	\$6,900.00			\$34,500.00	
										Bridge Consulting	PE	\$12,000.00	\$3,000.00	\$15,000.00			
Indiana Department of Transportation	1298427	Init.	SR 129	Small Structure Pipe Lining	1.80 miles North of SR 350	Seymour	0	STP		Bridge Construction	CN	\$39,607.20	\$9,901.80			\$49,509.00	
										Bridge Consulting	PE	\$12,000.00	\$3,000.00	\$15,000.00			
Indiana Department of Transportation	1298430	Init.	SR 129	Small Structure Pipe Lining	4.21 miles North of US 50	Seymour	0	STP		Bridge Construction	CN	\$35,796.00	\$8,949.00			\$44,745.00	

*Estimated Costs left to Complete Project column is for costs that may extend beyond the four years of a STIP. This column is not fiscally constrained and is for information purposes.

Indiana Department of Transportation (INDOT)
 State Preservation and Local Initiated Projects FY 2016 - 2019

SPONSOR	DES	STIP NAME	ROUTE	WORK TYPE	LOCATION	DISTRICT	MILES	FEDERAL CATEGORY	Estimated Cost left to Complete Project*	PROGRAM	PHASE	FEDERAL	MATCH	2016	2017	2018	2019
Indiana Department of Transportation	1298430	Init.	SR 129	Small Structure Pipe Lining	4.21 miles North of US 50	Seymour	0	STP		Bridge Consulting	PE	\$12,000.00	\$3,000.00	\$15,000.00			
Indiana Department of Transportation	1400085	Init.	SR 129	Small Structure Replacement	0.80 mile north of SR 350	Seymour	0	STP		Bridge Construction	CN	\$62,160.00	\$15,540.00				\$77,700.00
Indiana Department of Transportation	1400023	Init.	SR 101	Bridge Deck Replacement	2.21 miles north of US 50 over Hogan Creek	Seymour	0	STP		Bridge Consulting	PE	\$0.00	\$0.00	\$0.00			
										Bridge ROW	RW	\$16,000.00	\$4,000.00		\$20,000.00		
										Bridge Construction	CN	\$458,400.00	\$114,600.00		\$20,000.00		\$553,000.00

Ripley County Total
 Federal: \$4,289,246.40 Match :\$1,072,311.60 2016: \$167,500.00 2017: \$4,393,850.00 2018: \$169,508.00 2019: \$630,700.00

*Estimated Costs left to Complete Project column is for costs that may extend beyond the four years of a STIP. This column is not fiscally constrained and is for information purposes.

Indiana Department of Transportation (INDOT)
 State Preservation and Local Initiated Projects FY 2016 - 2019

SPONSOR	DES	STIP NAME	ROUTE	WORK TYPE	LOCATION	DISTRICT	MILES	FEDERAL CATEGORY	Estimated Cost left to Complete Project*	PROGRAM	PHASE	FEDERAL	MATCH	2016	2017	2018	2019
Rush County																	
Indiana Department of Transportation	0200603	Init.	SR 244	New Br, Precast 3 Sided Culvert	Over Little Hurricane Creek, 1.9 miles W of SR 3	Greenfield	0	STP		Road Construction	CN	\$197,460.80	\$49,365.20	\$246,826.00			
Indiana Department of Transportation	1006360	Init.	US 52	Small Structure Replacement	3.364 mi. E. of S. Jct SR 3 (SS-52-70-129.30)	Greenfield	0	STP		Bridge ROW	RW	\$0.00	\$0.00	\$0.00			
										Bridge Construction	CN	\$170,881.60	\$42,720.40		\$213,602.00		
Indiana Department of Transportation	1296519	Init.	SR 244	Small Structure Replacement	5.852 miles East of the Shelby / Rush County Line	Greenfield	0	STP		Bridge Construction	CN	\$391,553.60	\$97,888.40		\$489,442.00		
										Bridge ROW	RW	\$16,000.00	\$4,000.00		\$20,000.00		
Indiana Department of Transportation	0100111	Init.	SR 244	Bridge Deck Overlay	Bridge over Flat Rock River 3.87 miles W of SR 3	Greenfield	0	STP		Bridge Construction	CN	\$178,654.40	\$44,663.60		\$223,318.00		
Indiana Department of Transportation	1006266	Init.	US 52	Bridge Deck Overlay	5.46 W SR 44 over Mud Creek.	Greenfield	0	STP		Bridge Construction	CN	\$236,415.20	\$59,103.80		\$295,519.00		
Indiana Department of Transportation	1006275	Init.	SR 44	Bridge Deck Overlay	2.97 E SR 3 over Branch Flatrock River	Greenfield	0	STP		Bridge Construction	CN	\$144,653.60	\$36,163.40		\$180,817.00		
Indiana Department of Transportation	1006306	Init.	SR 244	Bridge Deck Overlay	1.41 miles west of US 52 over South Fork Salt Creek	Greenfield	0	STP		Bridge Construction	CN	\$280,834.40	\$70,208.60		\$351,043.00		
Rush County	1400766	Init.	IR 1013	Bridge Rehabilitation Or Repair	Br#138 carrying County Road 715 W over Mud Creek	Greenfield	.12	STP		100% Local Funds	RW	\$0.00	\$7,000.00		\$7,000.00		
										Local Bridge Program	CN	\$572,000.00	\$0.00			\$572,000.00	
										Local Bridge Program	RW	\$28,000.00	\$0.00		\$28,000.00		
										100% Local Funds	PE	\$0.00	\$10,000.00			\$10,000.00	
										Local Bridge Program	PE	\$40,000.00	\$0.00			\$40,000.00	
										100% Local Funds	CN	\$0.00	\$143,000.00			\$143,000.00	
Rushville	1400772	Init.	ST 1020	New Road Construction	From Conrad-Harcourt Way north approximately 2,800 feet	Greenfield	.53	STP		Group III Program	RW	\$510,560.00	\$0.00		\$510,560.00		
										100% Local Funds	CN	\$0.00	\$864,600.00			\$864,600.00	
										100% Local Funds	RW	\$0.00	\$127,640.00		\$127,640.00		

*Estimated Costs left to Complete Project column is for costs that may extend beyond the four years of a STIP. This column is not fiscally constrained and is for information purposes.

SPONSOR	DES	STIP NAME	ROUTE	WORK TYPE	LOCATION	DISTRICT	MILES	FEDERAL CATEGORY	Estimated Cost left to Complete Project*	PROGRAM	PHASE	FEDERAL	MATCH	2016	2017	2018	2019
Rushville	1400772	Init.	ST 1020	New Road Construction	From Conrad-Harcourt Way north approximately 2,800 feet	Greenfield	.53	STP		Group III Program	CN	\$3,458,400.00	\$0.00			\$3,458,400.00	

Rush County Total

Federal: \$6,225,413.60 Match :\$1,556,353.40 2016: \$246,826.00 2017: \$2,446,941.00 2018: \$5,088,000.00 2019:

*Estimated Costs left to Complete Project column is for costs that may extend beyond the four years of a STIP. This column is not fiscally constrained and is for information purposes.

Indiana Department of Transportation (INDOT)
 State Preservation and Local Initiated Projects FY 2016 - 2019

SPONSOR	DES	STIP NAME	ROUTE	WORK TYPE	LOCATION	DISTRICT	MILES	FEDERAL CATEGORY	Estimated Cost left to Complete Project*	PROGRAM	PHASE	FEDERAL	MATCH	2016	2017	2018	2019	
Scott County																		
Indiana Department of Transportation	0800073	Init.	SR 203	Replace Superstructure	1.52 miles S SR-3 over Woods Fork Creek	Seymour	0	STP		Bridge Construction	CN	\$876,492.80	\$219,123.20		\$35,600.00	\$1,060,016.00		
										Bridge ROW	RW	\$31,200.00	\$7,800.00		\$39,000.00			
										Bridge Construction	PE	\$4,800.00	\$1,200.00		\$6,000.00			
Indiana Department of Transportation	1005185	Init.	SR 356	Br Repl, Reinforced Conc. Construction	3.13 miles E SR-203	Seymour	0	STP		Bridge ROW	RW	\$45,540.00	\$11,385.00	\$56,925.00				
										Bridge Construction	PE	\$4,800.00	\$1,200.00	\$6,000.00				
										Bridge Construction	CN	\$930,818.40	\$232,704.60	\$1,163,523.00				
Indiana Department of Transportation	1005498	Init.	SR 56	Traffic Signals Modernization	various locations in Scottsburg.	Seymour	0	STP		District Other Construction	CN	\$420,000.00	\$105,000.00		\$525,000.00			
Indiana Department of Transportation	1006239	Init.	US 31	Br Repl, Precast 3 Sided Culvert	US 31 0.61 miles North of SR 356 South of the Fairgrounds	Seymour	0	STP		Bridge ROW	RW	\$40,000.00	\$10,000.00	\$50,000.00				
										Bridge Construction	CN	\$500,230.40	\$125,057.60		\$625,288.00			
Indiana Department of Transportation	1006386	Init.	SR 56	Small Structure Replacement	SR 56 East of SR 39 at RP 112 + 70.	Seymour	0	STP		Bridge Construction	CN	\$368,000.00	\$92,000.00		\$460,000.00			
										Bridge ROW	RW	\$33,600.00	\$8,400.00	\$42,000.00				
Indiana Department of Transportation	1172299	Init.	SR 56	Road Reconstruction (3R/4R Standards)	From SR 56/ Beechwood Ave. intersection east 0.23 miles	Seymour	.226	STP		Mobility Construction	CN	\$1,150,400.00	\$287,600.00			\$1,438,000.00		
										Mobility ROW	RW	\$520,000.00	\$130,000.00		\$650,000.00			
										Safety Construction	CN	\$0.00	\$0.00	\$0.00	\$0.00	\$0.00	\$0.00	\$0.00
Scott County	1297940	Init.	IR 1006	Road Rehabilitation (3R/4R Standards)	North Hardy Lake Access road to Hardy Lake State Recreation Area.	Seymour	0	STP		Access Roads - Consulting	PE	\$360,000.00	\$90,000.00		\$450,000.00			
										Access Roads - Construction	CN	\$160,000.00	\$40,000.00	\$200,000.00				
Scott County	1297898	Init.	VA VARI	Bridge Inspections	Bridge inspections in Scott County	Seymour	0	STP		Local Bridge Program	PE	\$0.00	\$0.00	\$0.00	\$0.00	\$0.00	\$0.00	
										100% Local Funds	PE	\$0.00	\$0.00	\$0.00	\$0.00	\$0.00	\$0.00	\$0.00

*Estimated Costs left to Complete Project column is for costs that may extend beyond the four years of a STIP. This column is not fiscally constrained and is for information purposes.

SPONSOR	DES	STIP NAME	ROUTE	WORK TYPE	LOCATION	DISTRICT	MILES	FEDERAL CATEGORY	Estimated Cost left to Complete Project*	PROGRAM	PHASE	FEDERAL	MATCH	2016	2017	2018	2019
Scott County	1297898	Init.	VA VARI	Bridge Inspections	Bridge inspections in Scott County	Seymour	0	STP		Local Bridge Program	CN	\$0.00	\$0.00	\$0.00			
Indiana Department of Transportation	1382736	Init.	SR 256	Road Reconstruction (3R/4R Standards)	From .50 East of US 31 to 1200 feet east of SR 203	Seymour	4.664	STP		Road ROW	RW	\$0.00	\$0.00	\$0.00			
										Road Construction	CN	\$11,421,640.00	\$2,855,410.00		\$14,277,050.00		
Indiana Department of Transportation	1400947	Init.	SR 256	Br Repl, Comp.Cont.Pres.Conc .Bulb T-Beam	Over Hutto Creek	Seymour	0	STP		Road Construction	CN	\$720,000.00	\$180,000.00		\$900,000.00		
Indiana Department of Transportation	1400173	Init.	SR 256	Protective Buying	Protective Buying (from .05 mile east of US 31 to 1200 feet east of SR 203)	Seymour	4.438	STP		Road ROW	RW	\$400,100.00	\$100,025.00	\$500,125.00			
Indiana Department of Transportation	1401354	Init.	SR 56	Surface Treatment, Thin HMA Overlay	From SR 39 to Beechwood Avenue	Seymour	5.397	NHPP		Road Construction	CN	\$742,400.00	\$185,600.00	\$928,000.00			

Scott County Total

Federal: \$18,730,021.60 Match :\$4,682,505.40 2016: \$2,946,573.00 2017: \$17,967,938.00 2018: \$2,498,016.00 2019: \$0.00

*Estimated Costs left to Complete Project column is for costs that may extend beyond the four years of a STIP. This column is not fiscally constrained and is for information purposes.

Indiana Department of Transportation (INDOT)
 State Preservation and Local Initiated Projects FY 2016 - 2019

SPONSOR	DES	STIP NAME	ROUTE	WORK TYPE	LOCATION	DISTRICT	MILES	FEDERAL CATEGORY	Estimated Cost left to Complete Project*	PROGRAM	PHASE	FEDERAL	MATCH	2016	2017	2018	2019	
Shelby County																		
Indiana Department of Transportation	0002240	Init.	SR 252	Sign Modernization (Series Of Units)	From I-65 to Flat Rock	Seymour	0	STP		Road Construction	CN	\$28,800.00	\$7,200.00			\$36,000.00		
Indiana Department of Transportation	1006050	Init.	SR 252	Bridge Deck Overlay	Bridge over Lewis Creek	Seymour	0	STP		Road Construction	CN	\$380,800.00	\$95,200.00			\$476,000.00		
Indiana Department of Transportation	1006051	Init.	SR 252	Bridge Deck Overlay	Bridge over Flatrock River	Seymour	0	STP		Road Construction	CN	\$466,400.00	\$116,600.00			\$583,000.00		
Indiana Department of Transportation	1400799	Init.	VA VARI	Environmental Mitigation	1.6 miles northeast of the Town of Flat Rock on the E side of CR 150	Seymour	0	STP		Road Construction	CN	\$398,000.00	\$99,500.00			\$497,500.00		
Indiana Department of Transportation	9300140	Init.	SR 252	Road Rehabilitation (3R/4R Standards)	From I-65 to Flatrock	Seymour	6.151	STP		Road Construction	CN	\$8,816,800.00	\$2,204,200.00	\$2,840,000.00	\$8,181,000.00			
Indiana Department of Transportation	1173863	Init.	I 74	Replace Superstructure	County Line Road over I-74, 04.63 miles E of SR-244.	Seymour	0	Interstate		Bridge Construction	CN	\$963,588.60	\$107,065.40	\$1,070,654.00				
Indiana Department of Transportation	1173383	Init.	SR 9	HMA Overlay, Functional	From Hasecuster Lane to SR 44	Greenfield	.965	STP		Road Construction	CN	\$177,494.40	\$44,373.60			\$221,868.00		
Indiana Department of Transportation	1296584	Init.	I 74	Bridge Deck Overlay	2.02 mile E of SR 244(Waldron Rd or CR 600E)	Greenfield	0	Interstate		Bridge Construction	CN	\$429,232.50	\$47,692.50	\$476,925.00				
Indiana Department of Transportation	1296603	Init.	I 74	Bridge Maintenance And Repair	Tributary of Conns Creek	Greenfield	0	Interstate		Bridge Construction	CN	\$145,656.00	\$16,184.00			\$161,840.00		
Indiana Department of Transportation	1296698	Init.	I 74	Bridge Deck Overlay	9.16 mile East of I-465 over Sugar Creek	Greenfield	0	Interstate		Bridge Construction	CN	\$288,197.10	\$32,021.90			\$320,219.00		
Indiana Department of Transportation	1296725	Init.	I 74	Bridge Deck Overlay	9.16 mile East of I-465 over Sugar Creek	Greenfield	0	Interstate		Bridge Construction	CN	\$246,907.80	\$27,434.20			\$274,342.00		
Shelby County	0100361	Init.	IR 1001	Br Repl, Comp.Cont.Pres.Conc .Box Beam	Bridge #13 over Buck Creek on CR 875W	Greenfield	0	STP		100% Local Funds	RW	\$0.00	\$53,680.00			\$53,680.00		
										Group IV Program	RW	\$214,720.00	\$0.00		\$214,720.00			
										Local Bridge Program	CN	\$1,347,000.00	\$0.00			\$1,347,000.00		
										100% Local Funds	CN	\$0.00	\$478,050.00			\$478,050.00		
										Group IV Program	CN	\$388,480.00	\$0.00			\$388,480.00		
Indiana Department of Transportation	0800980	Init.	I 74	Bridge Painting	1.34 miles East of SR-9 (Knightstown Road)	Greenfield	0	Interstate		Bridge Construction	CN	\$175,839.30	\$19,537.70			\$195,377.00		
Indiana Department of Transportation	1296597	Init.	I 74	Bridge Deck Overlay	Eastbound Over North Fork of Lewis Creek	Greenfield	0	Interstate		Bridge Construction	CN	\$308,713.50	\$34,301.50			\$343,015.00		

*Estimated Costs left to Complete Project column is for costs that may extend beyond the four years of a STIP. This column is not fiscally constrained and is for information purposes.

Indiana Department of Transportation (INDOT)
 State Preservation and Local Initiated Projects FY 2016 - 2019

SPONSOR	DES	STIP NAME	ROUTE	WORK TYPE	LOCATION	DISTRICT	MILES	FEDERAL CATEGORY	Estimated Cost left to Complete Project*	PROGRAM	PHASE	FEDERAL	MATCH	2016	2017	2018	2019
Indiana Department of Transportation	1296702	Init.	I 74	Bridge Deck Overlay	0.93 miles East of SR-9(Big Blue River)	Greenfield	0	Interstate		Bridge Construction	CN	\$318,242.70	\$35,360.30		\$353,603.00		
Indiana Department of Transportation	1296703	Init.	I 74	Bridge Deck Overlay	0.93 miles East of SR-9(Big Blue River)	Greenfield	0	Interstate		Bridge Construction	CN	\$318,242.70	\$35,360.30		\$353,603.00		
Indiana Department of Transportation	1296704	Init.	I 74	Bridge Deck Overlay	2.71 miles East of SR-9	Greenfield	0	Interstate		Bridge Construction	CN	\$286,894.80	\$31,877.20		\$318,772.00		
Indiana Department of Transportation	1296707	Init.	I 74	Bridge Deck Overlay	2.71 miles East of SR-9	Greenfield	0	Interstate		Bridge Construction	CN	\$286,894.80	\$31,877.20		\$318,772.00		
Indiana Department of Transportation	1296708	Init.	I 74	Bridge Painting	0.86 miles West of SR-44(Rushville Road)	Greenfield	0	Interstate		Bridge Construction	CN	\$73,819.80	\$8,202.20		\$82,022.00		
Indiana Department of Transportation	1296712	Init.	I 74	Bridge Deck Overlay	0.87 miles East of SR-44 (Blue Ridge Road)	Greenfield	0	Interstate		Bridge Construction	CN	\$490,123.80	\$54,458.20		\$544,582.00		
Indiana Department of Transportation	1296740	Init.	I 74	Bridge Deck Overlay	0.65 miles West of SR-44 (Little Blue River)	Greenfield	0	Interstate		Bridge Construction	CN	\$212,400.90	\$23,600.10		\$236,001.00		
Indiana Department of Transportation	1296742	Init.	I 74	Bridge Deck Overlay	0.65 miles West of SR-44 (Little Blue River)	Greenfield	0	Interstate		Bridge Construction	CN	\$212,400.90	\$23,600.10		\$236,001.00		
Indiana Department of Transportation	1296752	Init.	I 74	Bridge Painting	0.65 miles West of SR-44 (Little Blue River)	Greenfield	0	Interstate		Bridge Construction	CN	\$112,651.20	\$12,516.80		\$125,168.00		
Indiana Department of Transportation	1296754	Init.	I 74	Bridge Painting	0.65 miles West of SR-44 (Little Blue River)	Greenfield	0	Interstate		Bridge Construction	CN	\$112,651.20	\$12,516.80		\$125,168.00		
Indiana Department of Transportation	1296762	Init.	I 74	Bridge Deck Overlay	Westbound Over North Fork of Lewis Creek	Greenfield	0	Interstate		Bridge Construction	CN	\$308,713.50	\$34,301.50		\$343,015.00		
Shelby County	1382080	Init.	VA VARI	Bridge Inspections	Inspection and reinspection of all bridges 20 feet and longer	Greenfield	0	Multiple		Local Bridge Program	PE	\$0.00	\$0.00	\$0.00	\$0.00	\$0.00	\$0.00
										100% Local Funds	PE	\$0.00	\$0.00	\$0.00	\$0.00	\$0.00	\$0.00
Shelby County	0600118	Init.	IR 1001	Road Reconstruction (3R/4R Standards)	CR 400N from CR 825W to Shelby-Johnson Co line	Greenfield	1	STP		100% Local Funds	RW	\$0.00	\$54,451.30	\$54,451.30			
										Group IV Program	RW	\$144,488.00	\$0.00	\$144,488.00			
										Group IV Program	CN	\$1,451,712.00	\$0.00		\$1,451,712.00		
										100% Local Funds	CN	\$0.00	\$372,350.26		\$372,350.26		
Shelbyville	1383441	Init.	MS 1	Bike/Pedestrian Facilities	Along Big and Little Blue Rivers in Shelbyville from Babe Ruth Park to Lee Blvd.	Greenfield	1.8	STP		Local Transportation Alternatives	CN	\$1,917,600.00	\$0.00		\$1,917,600.00		

*Estimated Costs left to Complete Project column is for costs that may extend beyond the four years of a STIP. This column is not fiscally constrained and is for information purposes.

SPONSOR	DES	STIP NAME	ROUTE	WORK TYPE	LOCATION	DISTRICT	MILES	FEDERAL CATEGORY	Estimated Cost left to Complete Project*	PROGRAM	PHASE	FEDERAL	MATCH	2016	2017	2018	2019
Shelbyville	1383441	Init.	MS 1	Bike/Pedestrian Facilities	Along Big and Little Blue Rivers in Shelbyville from Babe Ruth Park to Lee Blvd.	Greenfield	1.8	STP		100% Local Funds	CN	\$0.00	\$765,000.00	\$50,000.00	\$715,000.00		
Indiana Department of Transportation	1401321	Init.	SR 44	Traffic Signals, New Or Modernized	at Sgt Henderson Drive, 1.65 mile E of the centerline of SR 9 (Harrison St)	Greenfield	0	NHPP		District Other Construction	CN	\$0.00	\$0.00	\$0.00			

Shelby County Total
 Federal: \$21,023,465.50 Match :\$4,878,513.06 2016: \$4,636,518.30 2017: \$19,051,930.26 2018: \$2,213,530.00 2019: \$0.00

*Estimated Costs left to Complete Project column is for costs that may extend beyond the four years of a STIP. This column is not fiscally constrained and is for information purposes.

Indiana Department of Transportation (INDOT)
 State Preservation and Local Initiated Projects FY 2016 - 2019

SPONSOR	DES	STIP NAME	ROUTE	WORK TYPE	LOCATION	DISTRICT	MILES	FEDERAL CATEGORY	Estimated Cost left to Complete Project*	PROGRAM	PHASE	FEDERAL	MATCH	2016	2017	2018	2019
Spencer County																	
Indiana Department of Natural Resources	1401070	Init.	VA VARI	Bike/Pedestrian Facilities	Chrisney Park Trail	Vincennes	0	STP		Recreational Trails Program	CN	\$110,000.00	\$0.00	\$110,000.00			
										Recreational Trails Program	RW	\$3,000.00	\$0.00	\$3,000.00			
Rockport	0400039	Init.	ST 1001	Road Reconstruction (3R/4R Standards)	Old SR 45, Main St and 5th St	Vincennes	.4	STP		100% Local Funds	CN	\$0.00	\$197,400.00		\$197,400.00		
										Group IV Program	CN	\$789,600.00	\$0.00		\$789,600.00		
Indiana Department of Transportation	0800758	Init.	SR 66	HMA Overlay, Preventive Maintenance	US 231 to SR 70	Vincennes	12.402	STP		Road Consulting	PE	\$24,000.00	\$6,000.00	\$30,000.00			
										Road Construction	CN	\$1,969,600.00	\$492,400.00	\$20,000.00	\$2,442,000.00		
										Road ROW	RW	\$8,000.00	\$2,000.00	\$10,000.00			
Indiana Department of Transportation	1005626	Init.	SR 66	Slide Correction	4.8 miles W of SR 70	Vincennes	.05	STP		Statewide Construction	CN	\$349,600.00	\$87,400.00	\$437,000.00			
Indiana Department of Transportation	1173286	Init.	SR 66	Slide Correction	4.97 miles W. SR70	Vincennes	.04	STP		Statewide Construction	PE	\$8,000.00	\$2,000.00	\$10,000.00			
										Statewide Construction	CN	\$1,042,400.00	\$260,600.00	\$1,303,000.00			
Indiana Department of Transportation	1173289	Init.	SR 66	Slide Correction	2.25 miles W. SR70	Vincennes	.15	STP		Statewide Construction	CN	\$1,757,664.00	\$439,416.00	\$2,197,080.00			
Indiana Department of Transportation	1401168	Init.	SR 66	Slide Correction	2.25 miles W SR 70	Vincennes	.35	STP		Road Construction	CN	\$122,812.00	\$30,703.00	\$153,515.00			
Indiana Department of Transportation	1296642	Init.	SR 66	Small Structure Replacement	0.29 mile E of E Jct of SR161	Vincennes	0	NHPP		Bridge ROW	RW	\$7,080.00	\$1,770.00	\$8,850.00			
										Bridge Construction	CN	\$97,872.00	\$24,468.00	\$2,340.00	\$120,000.00		
Indiana Department of Transportation	1296690	Init.	I 64	Bridge Deck Overlay	Over North Fork Pigeon Creek, 1.57 mi E of SR161 EBL	Vincennes	0	Interstate		Bridge Construction	CN	\$216,900.00	\$24,100.00	\$241,000.00			
Indiana Department of Transportation	1296695	Init.	I 64	Bridge Deck Overlay	Over North Fork Pigeon Creek, 1.57 mi E of SR161 WBL	Vincennes	0	Interstate		Bridge Construction	CN	\$216,900.00	\$24,100.00	\$241,000.00			
Indiana Department of Transportation	1296799	Init.	I 64	Bridge Deck Overlay	Over Hunley Creek, 2.41 mi W of SR162 EBL	Vincennes	0	Interstate		Road Construction	CN	\$292,500.00	\$32,500.00	\$325,000.00			
Indiana Department of Transportation	1296801	Init.	I 64	Bridge Deck Overlay	Over Hunley Creek, 2.41 mi W of SR162 WBL	Vincennes	0	Interstate		Road Construction	CN	\$292,500.00	\$32,500.00	\$325,000.00			

*Estimated Costs left to Complete Project column is for costs that may extend beyond the four years of a STIP. This column is not fiscally constrained and is for information purposes.

Indiana Department of Transportation (INDOT)
 State Preservation and Local Initiated Projects FY 2016 - 2019

SPONSOR	DES	STIP NAME	ROUTE	WORK TYPE	LOCATION	DISTRICT	MILES	FEDERAL CATEGORY	Estimated Cost left to Complete Project*	PROGRAM	PHASE	FEDERAL	MATCH	2016	2017	2018	2019
Indiana Department of Transportation	1296559	Init.	I 64	Small Structure Pipe Lining	3.04 mile E of Jct of SR161	Vincennes	0	Interstate		Bridge Construction	CN	\$184,500.00	\$20,500.00		\$205,000.00		
Indiana Department of Transportation	1296718	Init.	I 64	Bridge Deck Overlay	Over Southern RR, 0.59 mi E of US231 EBL	Vincennes	0	Interstate		Bridge Construction	CN	\$399,600.00	\$44,400.00	\$444,000.00			
Indiana Department of Transportation	1296721	Init.	I 64	Bridge Deck Overlay	Over Southern RR, 0.59 mi E of US231 WBL	Vincennes	0	Interstate		Bridge Construction	CN	\$428,400.00	\$47,600.00	\$476,000.00			
Indiana Department of Transportation	1296756	Init.	SR 70	Bridge Deck Overlay	Bridge over Sandy Creek, 2.73 miles E of US 231	Vincennes	0	STP		Bridge Construction	CN	\$308,800.00	\$77,200.00	\$30,000.00	\$356,000.00		
										Bridge Construction	PE	\$8,000.00	\$2,000.00	\$10,000.00			
Indiana Department of Transportation	0800793	Init.	SR 66	Small Structure Pipe Lining	5.72 miles E of SR 61 (Str.# 66-74-47.32)	Vincennes	0	NHPP		Bridge Construction	CN	\$150,400.00	\$37,600.00		\$188,000.00		
Santa Claus	1173346	Init.	ST 1015	Bike/Pedestrian Facilities	From Yellig Trail to Christmas Lake Village	Vincennes	0	STP		Local Trans Enhancement Program	PE	\$27,400.00	\$0.00	\$27,400.00			
										100% Local Funds	PE	\$0.00	\$6,850.00	\$6,850.00			
										Local Trans Enhancement Program	RW	\$0.00	\$0.00	\$0.00	\$0.00	\$0.00	\$0.00
										100% Local Funds	RW	\$0.00	\$0.00	\$0.00	\$0.00	\$0.00	\$0.00
										100% Local Funds	CN	\$0.00	\$213,500.00	\$213,500.00			
										Local Trans Enhancement Program	CN	\$854,000.00	\$0.00	\$854,000.00			
Indiana Department of Transportation	1298205	Init.	SR 161	Single Location Bridge Inspection	Glover Cary Bridge over the Ohio Rv, Owensboro 2013-2017 - Payment KY	Vincennes	0	STP		Bridge Construction	CN	\$0.00	\$0.00	\$0.00			
										Bridge Consulting	PE	\$60,000.00	\$15,000.00	\$75,000.00	\$0.00		
Spencer County	1382189	Init.	IR 1005	Bridge Inspections	Inspection and re-inspection of bridges 20 feet or greater in length	Vincennes	0	Multiple		Local Bridge Program	CN	\$0.00	\$0.00		\$0.00		
										100% Local Funds	PE	\$0.00	\$20,300.00		\$20,300.00		
										Local Bridge Program	PE	\$81,200.00	\$0.00		\$81,200.00		
Santa Claus	1297252	Init.	VA 1016	Bike/Pedestrian Facilities	Lincoln Boyhood-Santa Claus Discovery Trail	Vincennes	0	STP		100% Local Funds	RW	\$0.00	\$20,000.00		\$20,000.00		

*Estimated Costs left to Complete Project column is for costs that may extend beyond the four years of a STIP. This column is not fiscally constrained and is for information purposes.

Indiana Department of Transportation (INDOT)
 State Preservation and Local Initiated Projects FY 2016 - 2019

SPONSOR	DES	STIP NAME	ROUTE	WORK TYPE	LOCATION	DISTRICT	MILES	FEDERAL CATEGORY	Estimated Cost left to Complete Project*	PROGRAM	PHASE	FEDERAL	MATCH	2016	2017	2018	2019
Santa Claus	1297252	Init.	VA 1016	Bike/Pedestrian Facilities	Lincoln Boyhood-Santa Claus Discovery Trail	Vincennes	0	STP		Local Trans Enhancement Program	RW	\$80,000.00	\$0.00		\$80,000.00		
										Local Trans Enhancement Program	PE	\$295,488.49	\$0.00	\$85,584.00	\$209,904.49		
										100% Local Funds	PE	\$0.00	\$73,872.17	\$21,396.00	\$52,476.17		
										Local Transportation Alternatives	CN	\$3,121,643.52	\$0.00		\$3,121,643.52		
										Local Trans Enhancement Program	CN	\$80,000.00	\$0.00		\$80,000.00		
										100% Local Funds	CN	\$0.00	\$1,140,810.88		\$1,140,810.88		
Indiana Department of Transportation	1383126	Init.	SR 245	Road Reconstruction (3R/4R Standards)	From 3.4 miles S of SR 162 to SR 162	Vincennes	3.311	STP		Road ROW	RW	\$140,000.00	\$35,000.00	\$175,000.00			
										Road Construction	CN	\$3,280,000.00	\$820,000.00		\$4,100,000.00		
Indiana Department of Transportation	1383147	Init.	SR 245	Br Repl, Precast 3 Sided Culvert	Over Brown Creek, 1.07 mile S of SR 162	Vincennes	3.311	STP		Bridge Construction	CN	\$320,000.00	\$80,000.00		\$400,000.00		
Indiana Department of Transportation	1297891	Init.	SR 161	Bridge Painting	Painting Glover Cary "Blue Bridge" over Ohio River at Owensboro - Pay to KY	Vincennes	0	STP		Bridge Construction	CN	\$40,000.00	\$10,000.00	\$50,000.00			
Indiana Department of Transportation	1297901	Init.	US 231	Single Location Bridge Inspection	Inspection William Natcher Bridge over the Ohio River 2012-2017 - Payment to KY	Vincennes	0	NHPP		Bridge Construction	CN	\$0.00	\$0.00	\$0.00			
										Bridge Consulting	PE	\$60,000.00	\$15,000.00		\$75,000.00		
Santa Claus	1383659	Init.	PR 231	New Road Construction	Westside Connector: Connect IN245 to IN 162	Vincennes	.3	STP		100% Local Funds	PE	\$0.00	\$34,390.20	\$16,066.00	\$18,324.20		
										Group IV Program	PE	\$137,560.80	\$0.00	\$64,264.00	\$73,296.80		
										100% Local Funds	CN	\$0.00	\$185,106.80		\$185,106.80		
										Group IV Program	CN	\$740,427.20	\$0.00		\$740,427.20		
Santa Claus	1383661	Init.	PR 231	Bike/Pedestrian Facilities	Eastside Trail: Trail connecting Ray Yellig Park Trail to American Discovery Trail	Vincennes	1	STP		Local Trans Enhancement Program	PE	\$103,616.00	\$0.00	\$56,000.00	\$47,616.00		
										100% Local Funds	PE	\$0.00	\$25,904.00	\$14,000.00	\$11,904.00		

*Estimated Costs left to Complete Project column is for costs that may extend beyond the four years of a STIP. This column is not fiscally constrained and is for information purposes.

Indiana Department of Transportation (INDOT)
 State Preservation and Local Initiated Projects FY 2016 - 2019

SPONSOR	DES	STIP NAME	ROUTE	WORK TYPE	LOCATION	DISTRICT	MILES	FEDERAL CATEGORY	Estimated Cost left to Complete Project*	PROGRAM	PHASE	FEDERAL	MATCH	2016	2017	2018	2019
Santa Claus	1383661	Init.	PR 231	Bike/Pedestrian Facilities	Eastside Trail:Trail connecting Ray Yellig Park Trail to American Discovery Trail	Vincennes	1	STP		Local Trans Enhancement Program	CN	\$339,131.20	\$0.00		\$339,131.20		
										100% Local Funds	CN	\$0.00	\$84,782.80		\$84,782.80		
Indiana Department of Transportation	1400158	Init.	SR 70	Small Structure Replacement	0.69 m E of new Jct of US 231 (1.39 m E of Old Jct. US 231)	Vincennes	0	STP		Bridge Consulting	PE	\$303,200.00	\$75,800.00	\$379,000.00			
										Bridge Construction	CN	\$84,000.00	\$21,000.00			\$30,000.00	\$75,000.00
										Bridge ROW	RW	\$24,800.00	\$6,200.00			\$31,000.00	
Indiana Department of Transportation	1400159	Init.	SR 70	Small Structure Paved Invert	1.50 m E of New Jct of US 231 (2.20 m E of Old Jct US 231)	Vincennes	0	STP		Bridge ROW	RW	\$7,200.00	\$1,800.00			\$9,000.00	
										Bridge Construction	CN	\$60,800.00	\$15,200.00				\$76,000.00
Indiana Department of Transportation	1400160	Init.	SR 70	Small Structure Replacement	3.35 miles East of New Jct of US 231 (4.05 miles East of Old Jct. US 231)	Vincennes	0	STP		Bridge ROW	RW	\$14,400.00	\$3,600.00			\$18,000.00	
										Bridge Construction	CN	\$156,800.00	\$39,200.00			\$25,000.00	\$171,000.00
Indiana Department of Transportation	1400161	Init.	SR 70	Small Structure Replacement	0.76 miles East of SR 245 Jct.	Vincennes	0	STP		Bridge ROW	RW	\$24,800.00	\$6,200.00			\$31,000.00	
										Bridge Construction	CN	\$315,200.00	\$78,800.00			\$25,000.00	\$369,000.00
Indiana Department of Transportation	1400040	Init.	SR 161	Small Structure Replacement	1.15 miles North of SR 66 Jct.	Vincennes	0	STP		Bridge Consulting	PE	\$34,400.00	\$8,600.00	\$43,000.00			
										Bridge Construction	CN	\$157,600.00	\$39,400.00				\$197,000.00
										Bridge ROW	RW	\$35,200.00	\$8,800.00		\$44,000.00		

Spencer County Total
 Federal: \$19,766,995.21 Match :\$4,971,773.85 2016: \$8,457,845.00 2017: \$15,223,924.06 2018: \$169,000.00 2019: \$888,000.00

*Estimated Costs left to Complete Project column is for costs that may extend beyond the four years of a STIP. This column is not fiscally constrained and is for information purposes.

SPONSOR	DES	STIP NAME	ROUTE	WORK TYPE	LOCATION	DISTRICT	MILES	FEDERAL CATEGORY	Estimated Cost left to Complete Project*	PROGRAM	PHASE	FEDERAL	MATCH	2016	2017	2018	2019
St. Joseph County																	
Indiana Department of Transportation	1172322	Init.	US 20	Replace Superstructure	Bridge over Clover Road, 1.25 E SR 331	LaPorte	0	NHPP		Bridge Construction	CN	\$0.00	\$0.00	\$0.00	\$0.00	\$0.00	\$0.00
Saint Joseph County	1400780	Init.	IR 1032	Bridge Replacement	Bridge No. 58 over Pine Creek on Underwood Road, 0.3 miles west of Spruce Road	LaPorte	.2	STP		Local Bridge Program	CN	\$662,400.00	\$0.00			\$662,400.00	
										100% Local Funds	CN	\$0.00	\$165,600.00			\$165,600.00	
										Local Bridge Program	RW	\$4,443.20	\$0.00		\$4,443.20		
										Local Bridge Program	PE	\$131,556.80	\$0.00	\$66,556.80	\$65,000.00		
										100% Local Funds	RW	\$0.00	\$1,110.80		\$1,110.80		
										100% Local Funds	PE	\$0.00	\$32,889.20	\$16,639.20	\$16,250.00		
Indiana Department of Transportation	1172221	Init.	SR 23	Bridge Deck Replacement	Bridge over Pine Creek, 0.25 mi N of US 6	LaPorte	0	STP		Bridge Construction	CN	\$444,000.00	\$111,000.00	\$555,000.00			
Indiana Department of Transportation	0600530	Init.	US 20	Bridge Maintenance And Repair	Bridge over SR 2	LaPorte	0	NHPP		Bridge Construction	CN	\$160,000.00	\$40,000.00		\$200,000.00		
Indiana Department of Transportation	0710170	Init.	US 31	Bridge Maintenance And Repair	Cleveland/Brick Road bridge over US 31 (0.44 mi North of I-80/90)	LaPorte	0	NHPP		Bridge Construction	CN	\$240,000.00	\$60,000.00		\$300,000.00		
Indiana Department of Transportation	1006666	Init.	US 20	HMA Overlay, Functional	from LaPorte/St. Joseph County Line to East side of US 31 interchange	LaPorte	10.454	STP		Road Construction	CN	\$4,728,000.00	\$1,182,000.00		\$5,910,000.00		
Indiana Department of Transportation	1296507	Init.	US 20	HMA Overlay, Preventive Maintenance	US 31 (W. Jct) to US 31 (E. Jct)	LaPorte	8.162	NHPP		Road Construction	CN	\$4,400,000.00	\$1,100,000.00		\$5,500,000.00		
Indiana Department of Transportation	1006668	Init.	SR 23	HMA Overlay, Preventive Maintenance	from Edison Rd to Gumwood/Main	LaPorte	3.349	STP		Road Construction	CN	\$1,600,000.00	\$400,000.00	\$2,000,000.00			
Indiana Department of Transportation	1173892	Init.	US 20	Bridge Deck Overlay	bridge over Conrail RR, 2.04 mi E of SR 23	LaPorte	0	NHPP		Bridge Construction	CN	\$752,000.00	\$188,000.00		\$940,000.00		
Indiana Department of Transportation	1296934	Init.	SR 23	Centerline & Edge Line Rumble Stripes Installation	SR 23 from Osborn Rd. to US 20/31	LaPorte	10.223	STP		Safety Construction	CN	\$148,000.00	\$37,000.00	\$185,000.00			
Indiana Department of Transportation	1296349	Init.	US 20	Bridge Painting	Bridge US 20 at US 31, W. Jct	LaPorte	0	NHPP		Bridge Consulting	PE	\$120,000.00	\$30,000.00			\$150,000.00	
										Bridge Construction	CN	\$943,200.00	\$235,800.00			\$1,179,000.00	
Indiana Department of Transportation	1006671	Init.	SR 933	HMA Overlay, Preventive Maintenance	from SR 23 to Angela Blvd	LaPorte	2.024	STP		Road Consulting	PE	\$121,600.00	\$30,400.00	\$152,000.00			

*Estimated Costs left to Complete Project column is for costs that may extend beyond the four years of a STIP. This column is not fiscally constrained and is for information purposes.

Indiana Department of Transportation (INDOT)
 State Preservation and Local Initiated Projects FY 2016 - 2019

SPONSOR	DES	STIP NAME	ROUTE	WORK TYPE	LOCATION	DISTRICT	MILES	FEDERAL CATEGORY	Estimated Cost left to Complete Project*	PROGRAM	PHASE	FEDERAL	MATCH	2016	2017	2018	2019
Indiana Department of Transportation	1006671	Init.	SR 933	HMA Overlay, Preventive Maintenance	from SR 23 to Angela Blvd	LaPorte	2.024	STP		Road Construction	CN	\$3,280,000.00	\$820,000.00			\$4,100,000.00	
Indiana Department of Transportation	1296454	Init.	SR 23	HMA Overlay, Preventive Maintenance	0.94 mi. N of US 20 (Olive St) to 0.09 mi. S of SR 933 (Lafayette Blvd)	LaPorte	2.05	STP		Road Construction	CN	\$648,000.00	\$162,000.00			\$810,000.00	
Lakeville	1005925	Init.	VA 1026	Other Type Project (Miscellaneous)	US 31 Town of Lakeville from Mangus Drive to Patterson Street	LaPorte	4	STP		Group IV Program	CN	\$633,119.97	\$0.00	\$633,119.97			
										100% Local Funds	CN	\$0.00	\$158,279.99	\$158,279.99			
Indiana Department of Transportation	1172331	Init.	SR 23	Bridge Deck Overlay	SR 23 Ramp, South Bank of St. Joseph River, 0.09 mi N of SR 933	LaPorte	0	STP		Bridge Construction	CN	\$240,000.00	\$60,000.00			\$300,000.00	
Indiana Department of Transportation	1296341	Init.	SR 23	Bridge Painting	Bridge over SR 933	LaPorte	0	STP		Bridge Construction	CN	\$137,600.00	\$34,400.00			\$172,000.00	
Indiana Department of Transportation	1296342	Init.	SR 23	Bridge Painting	Bridge over St Joseph River and Northside Blvd, 0.05 miles E. of SR 933	LaPorte	0	STP		Bridge Construction	CN	\$592,000.00	\$148,000.00			\$740,000.00	
Indiana Department of Transportation	1298407	Init.	SR 23	Bridge Deck Replacement	Bridge over St. Joseph River, 0.09 mi. N of SR 933	LaPorte	0	STP		Bridge Construction	CN	\$3,792,000.00	\$948,000.00			\$4,740,000.00	
										Bridge ROW	RW	\$20,800.00	\$5,200.00	\$26,000.00			
Indiana Department of Transportation	1006700	Init.	SR 331	Small Structure Replacement	7.96 mi S of SR 933	LaPorte	0	STP		Bridge Construction	CN	\$105,600.00	\$26,400.00		\$132,000.00		
North Liberty	1383395	Init.	MS NA	Bike/Pedestrian Facilities	Between School Drive & Wrenwood Dr	LaPorte	.75	STP		Local Transportation Alternatives	PE	\$35,000.00	\$0.00	\$35,000.00			
										100% Local Funds	PE	\$0.00	\$8,750.00	\$8,750.00			
										100% Local Funds	CN	\$0.00	\$91,974.50		\$91,974.50		
										Local Transportation Alternatives	CN	\$232,150.00	\$0.00		\$232,150.00		
North Liberty	1383396	Init.	IR 1031	Bike/Pedestrian Facilities	East of Tamarack Road on Abandoned Railroad Properties	LaPorte	.75	STP		100% Local Funds	CN	\$0.00	\$108,658.00		\$108,658.00		
										Local Transportation Alternatives	RW	\$26,400.00	\$0.00	\$26,400.00			
										Local Transportation Alternatives	CN	\$434,430.00	\$0.00		\$434,430.00		
										100% Local Funds	RW	\$0.00	\$6,600.00	\$6,600.00			

*Estimated Costs left to Complete Project column is for costs that may extend beyond the four years of a STIP. This column is not fiscally constrained and is for information purposes.

Indiana Department of Transportation (INDOT)
 State Preservation and Local Initiated Projects FY 2016 - 2019

SPONSOR	DES	STIP NAME	ROUTE	WORK TYPE	LOCATION	DISTRICT	MILES	FEDERAL CATEGORY	Estimated Cost left to Complete Project*	PROGRAM	PHASE	FEDERAL	MATCH	2016	2017	2018	2019
Saint Joseph County	1383398	Init.	IR 1033	Bridge Rehabilitation Or Repair	Bridge No. 62 over Yellow Bank Creek on Walnut Road, 0.4 miles north of SR 23	LaPorte	.2	STP		Local Bridge Program	PE	\$40,520.00	\$0.00		\$40,520.00		
										100% Local Funds	PE	\$0.00	\$10,130.00		\$10,130.00		
										Local Bridge Program	RW	\$20,000.00	\$0.00	\$20,000.00			
										100% Local Funds	RW	\$0.00	\$5,000.00	\$5,000.00			
										Local Bridge Program	CN	\$521,000.00	\$0.00		\$521,000.00		
										100% Local Funds	CN	\$0.00	\$129,250.00		\$129,250.00		
Indiana Department of Transportation	1400594	Init.	US 20	Bridge Rehabilitation Or Repair	1.08 mi W of SR 2 (over Ardmore Trail)	LaPorte	0	NHPP		Bridge Construction	CN	\$68,720.00	\$17,180.00		\$85,900.00		
Indiana Department of Transportation	1400669	Init.	VA VARI	Institution & Park Road Maintenance	Potato Creek State Park (see note log for areas)	LaPorte	0	STP		DNR/INST Construction	CN	\$302,400.00	\$75,600.00	\$378,000.00			
Indiana Department of Transportation	1400285	Init.	SR 104	Culvert Clean And Repair	1.36 mi E of LaPorte/St Joseph Co. Line	LaPorte	0	STP		Bridge ROW	RW	\$0.00	\$0.00	\$0.00	\$0.00	\$0.00	\$0.00
										Bridge Construction	CN	\$47,360.00	\$11,840.00		\$59,200.00		
South Bend	1297130	Init.	US 31	Relinquishments/Road Transfer	(old US 31) City of South Bend - South City Limits to Johnson Rd	LaPorte	1.315	NHPP		Statewide Construction	CN	\$363,742.72	\$90,935.68	\$454,678.40			
										SMFR	CN	\$90,935.68	\$22,733.92	\$113,669.60			
Indiana Department of Transportation	1383733	Init.	SR 331	Replace Superstructure	Bridge Over Yellow River, 2.45 mi N of US 6	LaPorte	0	STP		Bridge Consulting	PE	\$96,000.00	\$24,000.00	\$120,000.00			
										Bridge ROW	RW	\$24,000.00	\$6,000.00			\$30,000.00	
										Bridge Construction	CN	\$833,600.00	\$208,400.00				\$1,042,000.00
Indiana Department of Transportation	1401564	Init.	US 31	Bridge Maintenance And Repair	Over E 1st Rd. NB, 1.0 mi N of US 6 - Str# 031-50-08922 NBI 79782	LaPorte	0	NHPP		Bridge Construction	CN	\$12,000.00	\$3,000.00		\$15,000.00		
Indiana Department of Transportation	1401565	Init.	US 31	Bridge Maintenance And Repair	Over E 1st Rd. SB, 1.0 mi N of US 6 - Str# 031-50-08923 - NBI 79786	LaPorte	0	NHPP		Bridge Construction	CN	\$12,000.00	\$3,000.00		\$15,000.00		
Indiana Department of Transportation	1401566	Init.	US 31	Bridge Maintenance And Repair	Over Magun Arm Ditch; NB, 0.5 mi N of US 6 - Sr# 031-50-08924 NBI 79790	LaPorte	0	NHPP		Bridge Construction	CN	\$12,000.00	\$3,000.00		\$15,000.00		

*Estimated Costs left to Complete Project column is for costs that may extend beyond the four years of a STIP. This column is not fiscally constrained and is for information purposes.

Indiana Department of Transportation (INDOT)
 State Preservation and Local Initiated Projects FY 2016 - 2019

SPONSOR	DES	STIP NAME	ROUTE	WORK TYPE	LOCATION	DISTRICT	MILES	FEDERAL CATEGORY	Estimated Cost left to Complete Project*	PROGRAM	PHASE	FEDERAL	MATCH	2016	2017	2018	2019
Indiana Department of Transportation	1401567	Init.	US 31	Bridge Maintenance And Repair	Over Magun Arm Ditch; SB, 0.5 mi N of US 6 - Str# 031-50-08925 NBI 79794	LaPorte	0	NHPP		Bridge Construction	CN	\$12,000.00	\$3,000.00		\$15,000.00		
Indiana Department of Transportation	1401568	Init.	US 31	Bridge Maintenance And Repair	Over Shively Ditch; NB, 0.76 mi N of SR 4 - Str# 031-71-08927 NBI 79798	LaPorte	0	NHPP		Bridge Construction	CN	\$12,000.00	\$3,000.00		\$15,000.00		
Indiana Department of Transportation	1401569	Init.	US 31	Bridge Maintenance And Repair	Over Shively Ditch; SB, 0.76 mi N of SR 4 - Str# 031-71-08928 NBI 79802	LaPorte	0	NHPP		Bridge Construction	CN	\$12,000.00	\$3,000.00		\$15,000.00		
Indiana Department of Transportation	1401570	Init.	US 31	Bridge Maintenance And Repair	Over Heston Ditch; NB, 3.25 mi N of US 6 - Str# 031-71-08929 NBI 79806	LaPorte	0	NHPP		Bridge Construction	CN	\$12,000.00	\$3,000.00		\$15,000.00		
Indiana Department of Transportation	1401571	Init.	US 31	Bridge Maintenance And Repair	Over Heston Ditch; SB, 3.25 mi N of US 6 - Str# 031-71-08930 NBI 79810	LaPorte	0	NHPP		Bridge Construction	CN	\$12,000.00	\$3,000.00		\$15,000.00		
Indiana Department of Transportation	1401572	Init.	US 31	Bridge Maintenance And Repair	Over Shidler - Hoffman Ditch; NB, 5.75 mi N of US 6 - Str#031-71-08940 NBI 79814	LaPorte	0	NHPP		Bridge Construction	CN	\$12,000.00	\$3,000.00		\$15,000.00		
Indiana Department of Transportation	1401573	Init.	US 31	Bridge Maintenance And Repair	Over Shidler - Hoffman Ditch; SB, 5.75 mi N of US 6 - Str#031-71-08941 NBI 79818	LaPorte	0	NHPP		Bridge Construction	CN	\$12,000.00	\$3,000.00		\$15,000.00		
Indiana Department of Transportation	1401574	Init.	US 31	Bridge Maintenance And Repair	Over Old US 31; NB, 3.9 mi N of SR 4 - Str# 031-71-08918 NBI 79680	LaPorte	0	NHPP		Bridge Construction	CN	\$12,000.00	\$3,000.00		\$15,000.00		
Indiana Department of Transportation	1401575	Init.	US 31	Bridge Maintenance And Repair	Over Old US 31; SB, 3.9 mi N of SR 4 - Str# 031-71-09141 NBI 79686	LaPorte	0	NHPP		Bridge Construction	CN	\$12,000.00	\$3,000.00		\$15,000.00		
Indiana Department of Transportation	1401576	Init.	US 31	Bridge Maintenance And Repair	Over Roosevelt Rd., 4.1 mi N of SR 4 - Str# 031-71-08942 NBI 79688	LaPorte	0	NHPP		Bridge Construction	CN	\$12,000.00	\$3,000.00		\$15,000.00		
Indiana Department of Transportation	1401583	Init.	US 31	Bridge Maintenance And Repair	Muck Trestle - Peat Area "A"; NB, 2.04 mi N of SR 4	LaPorte	0	NHPP		Bridge Construction	CN	\$28,240.00	\$7,060.00		\$35,300.00		
Indiana Department of Transportation	1401584	Init.	US 31	Bridge Maintenance And Repair	Muck Trestle - Peat Area "A"; SB, 2.04 mi N of SR 4	LaPorte	0	NHPP		Bridge Construction	CN	\$28,240.00	\$7,060.00		\$35,300.00		

St. Joseph County Total

Federal: \$27,253,058.37 Match :\$6,846,252.09 2016: \$4,960,693.96 2017: \$15,047,616.50 2018: \$13,049,000.00 2019: \$1,042,000.00

*Estimated Costs left to Complete Project column is for costs that may extend beyond the four years of a STIP. This column is not fiscally constrained and is for information purposes.

Indiana Department of Transportation (INDOT)
 State Preservation and Local Initiated Projects FY 2016 - 2019

SPONSOR	DES	STIP NAME	ROUTE	WORK TYPE	LOCATION	DISTRICT	MILES	FEDERAL CATEGORY	Estimated Cost left to Complete Project*	PROGRAM	PHASE	FEDERAL	MATCH	2016	2017	2018	2019
Starke County																	
Indiana Department of Transportation	1296491	Init.	SR 8	Small Structure Pipe Lining	5.61 miles N of N Jct SR 2	LaPorte	0	STP		Bridge ROW	RW	\$0.00	\$0.00	\$0.00	\$0.00	\$0.00	\$0.00
										Bridge Construction	CN	\$0.00	\$0.00	\$0.00	\$0.00	\$0.00	\$0.00
Indiana Department of Transportation	1006711	Init.	US 30	Bridge Deck Overlay	EBL at Robbins Ditch, 0.41 mi W of US 35	LaPorte	0	NHPP		Bridge Construction	CN	\$132,000.00	\$33,000.00		\$165,000.00		
Indiana Department of Transportation	1173423	Init.	US 30	Bridge Deck Overlay	WBL at Robbins Ditch, 0.41 mi W of US 35	LaPorte	0	NHPP		Bridge Construction	CN	\$132,000.00	\$33,000.00		\$165,000.00		
Indiana Department of Transportation	1296489	Init.	SR 8	Small Structure Pipe Lining	2.01 miles E of SR 39	LaPorte	0	STP		Bridge Consulting	PE	\$41,600.00	\$10,400.00	\$52,000.00			
										Bridge Construction	CN	\$84,000.00	\$21,000.00		\$105,000.00		
										Bridge ROW	RW	\$32,000.00	\$8,000.00	\$40,000.00			
Indiana Department of Transportation	1006673	Init.	SR 23	HMA Overlay, Preventive Maintenance	from SR 10 to SR 8	LaPorte	4.014	STP		Road Consulting	PE	\$24,000.00	\$6,000.00	\$30,000.00			
										Road Construction	CN	\$980,000.00	\$245,000.00			\$1,225,000.00	
Starke County	1297421	Init.	IR 1014	Bridge Replacement, Other Construction	Bridge#154 on CR 100E over Robbins Ditch, .4 mile N of 400N	LaPorte	0	STP		Local Bridge Program	CN	\$0.00	\$0.00	\$0.00	\$0.00	\$0.00	\$0.00
										Local Bridge Program	PE	\$0.00	\$0.00	\$0.00	\$0.00	\$0.00	\$0.00
										100% Local Funds	RW	\$0.00	\$0.00	\$0.00	\$0.00	\$0.00	\$0.00
										100% Local Funds	CN	\$0.00	\$0.00	\$0.00	\$0.00	\$0.00	\$0.00
										Local Bridge Program	RW	\$0.00	\$0.00	\$0.00	\$0.00	\$0.00	\$0.00
										100% Local Funds	PE	\$0.00	\$0.00	\$0.00	\$0.00	\$0.00	\$0.00
Starke County	1382091	Init.	IR 1014	Bridge Inspections	County wide bridge inspections all bridge 20' and greater in length	LaPorte	0	STP		Local Bridge Program	PE	\$0.00	\$0.00	\$0.00			
										Local Bridge Program	CN	\$0.00	\$0.00	\$0.00			
										100% Local Funds	PE	\$0.00	\$0.00	\$0.00			

*Estimated Costs left to Complete Project column is for costs that may extend beyond the four years of a STIP. This column is not fiscally constrained and is for information purposes.

Indiana Department of Transportation (INDOT)
 State Preservation and Local Initiated Projects FY 2016 - 2019

SPONSOR	DES	STIP NAME	ROUTE	WORK TYPE	LOCATION	DISTRICT	MILES	FEDERAL CATEGORY	Estimated Cost left to Complete Project*	PROGRAM	PHASE	FEDERAL	MATCH	2016	2017	2018	2019
Starke County	1173447	Init.	IR 1001	Sign Modernization (Series Of Units)	Starke County, County wide Sign Replacement	LaPorte	0	STP		Local Safety Program	CN	\$0.00	\$0.00	\$0.00			
										100% Local Funds	CN	\$0.00	\$100,000.00	\$100,000.00			
Starke County	1383472	Init.	IR 1017	Bridge Replacement	Bridge over the Yellow River, .5 mi N of CR250S	LaPorte	.001	STP		100% Local Funds	RW	\$0.00	\$0.00	\$0.00	\$0.00	\$0.00	\$0.00
										Local Bridge Program	RW	\$0.00	\$0.00	\$0.00	\$0.00	\$0.00	\$0.00
										100% Local Funds	PE	\$0.00	\$0.00	\$0.00	\$0.00	\$0.00	\$0.00
										Local Bridge Program	PE	\$0.00	\$0.00	\$0.00	\$0.00	\$0.00	\$0.00
										Local Bridge Program	CN	\$0.00	\$0.00	\$0.00	\$0.00	\$0.00	\$0.00
										100% Local Funds	CN	\$0.00	\$0.00	\$0.00	\$0.00	\$0.00	\$0.00
Indiana Department of Transportation	1400286	Init.	SR 10	Culvert Clean And Repair	1.46 mi W of S jct of SR 10 & US 421	LaPorte	0	STP		Bridge Construction	CN	\$32,000.00	\$8,000.00		\$40,000.00		
North Judson	1400849	Init.	VA VARI	Construct ADA Approved Sidewalk Ramps	ADA ramp and sidewalk upgrades around downtown North Judson	LaPorte	.419	STP		100% Local Funds	PE	\$0.00	\$0.00	\$0.00	\$0.00	\$0.00	\$0.00
										Local Transportation Alternatives	CN	\$79,560.00	\$0.00			\$79,560.00	
										100% Local Funds	CN	\$0.00	\$19,890.00			\$19,890.00	
										Local Transportation Alternatives	PE	\$0.00	\$0.00	\$0.00	\$0.00	\$0.00	\$0.00

Starke County Total
 Federal: \$1,537,160.00 Match :\$484,290.00 2016: \$222,000.00 2017: \$475,000.00 2018: \$1,324,450.00 2019: \$0.00

*Estimated Costs left to Complete Project column is for costs that may extend beyond the four years of a STIP. This column is not fiscally constrained and is for information purposes.

Indiana Department of Transportation (INDOT)
 State Preservation and Local Initiated Projects FY 2016 - 2019

SPONSOR	DES	STIP NAME	ROUTE	WORK TYPE	LOCATION	DISTRICT	MILES	FEDERAL CATEGORY	Estimated Cost left to Complete Project*	PROGRAM	PHASE	FEDERAL	MATCH	2016	2017	2018	2019
Steuben County																	
Indiana Department of Transportation	1006152	Init.	SR 127	New Bridge, Other	Small Structure Over Follett Creek, 0.75 Miles South of SR 120.	Fort Wayne	0	STP		Bridge Construction	CN	\$536,000.00	\$134,000.00	\$670,000.00			
Indiana Department of Transportation	1296838	Init.	I 69	Bridge Deck Overlay	Bridge for CR 26/CR 100 North over I-69, 1.74 Miles North of US 20.	Fort Wayne	0	Interstate		Bridge Construction	CN	\$458,100.00	\$50,900.00	\$509,000.00			
Indiana Department of Transportation	1296417	Init.	SR 127	HMA Overlay, Preventive Maintenance	From US 20 to 2.55 Mi. N. of US 20, CR 200N.	Fort Wayne	2.562	STP		Road Construction	CN	\$894,400.00	\$223,600.00	\$1,118,000.00			
Indiana Department of Transportation	1296890	Init.	SR 120	HMA Overlay, Preventive Maintenance	From 0.89 Mi W. of SR 827, W Lmt Fremont to 0.51 M E. of SR 827, E Lmt Fremont	Fort Wayne	1.366	STP		Road Construction	CN	\$512,000.00	\$128,000.00	\$640,000.00			
Indiana Department of Transportation	1006176	Init.	US 20	Bridge Deck Replacement	Bridge Over Pigeon Creek, 3.26 Miles West of I-69.	Fort Wayne	.078	STP		Bridge Construction	CN	\$319,200.00	\$79,800.00		\$399,000.00		
										Bridge Consulting	PE	\$36,000.00	\$9,000.00	\$45,000.00			
Steuben County	1382113	Init.	IR 1003	Bridge Inspections	Inspection and reinspection of county bridges 20 feet and longer	Fort Wayne	0	Multiple		Local Bridge Program	CN	\$0.00	\$0.00	\$0.00			
										Local Bridge Program	PE	\$26,852.00	\$0.00	\$26,852.00			
										100% Local Funds	PE	\$0.00	\$6,713.00	\$6,713.00			
Indiana Department of Transportation	1298232	Init.	US 20	Pavement Replacement	From 0.07 Miles East of SR 127 to 0.58 Miles East of SR 127 (Angola).	Fort Wayne	.502	STP		Road Consulting	PE	\$200,000.00	\$50,000.00	\$250,000.00			
										Road Construction	CN	\$2,236,400.00	\$559,100.00		\$40,000.00	\$2,755,500.00	
Indiana Department of Transportation	1400381	Init.	I 69	Bridge Maintenance And Repair	Bridge Over CR200W/CR37 NBL, 2.43 Miles North of US 20.	Fort Wayne	0	Interstate		Bridge Construction	CN	\$16,740.00	\$1,860.00	\$18,600.00			
Indiana Department of Transportation	1400382	Init.	I 69	Bridge Maintenance And Repair	Bridge Over CR200W/CR37 SBL, 2.43 Miles North of US 20.	Fort Wayne	0	Interstate		Bridge Construction	CN	\$8,595.00	\$955.00	\$9,550.00			
Indiana Department of Transportation	1400421	Init.	US 20	Bridge Maintenance And Repair	Bridge Over W. Fork Fish Creek, 4.73 Miles East of SR 1.	Fort Wayne	0	STP		Bridge Construction	CN	\$17,000.00	\$4,250.00	\$21,250.00			
Indiana Department of Transportation	1400423	Init.	US 20	Bridge Maintenance And Repair	Bridge Over E. Fork Fish Creek, 0.07 Miles West of I-90.	Fort Wayne	0	STP		Bridge Construction	CN	\$14,040.00	\$3,510.00	\$17,550.00			
Angola	1383356	Init.	VA 1006	Traffic Hardware Modernization	Various Signals in Angola, Install Emergency Vehicle Preemption System	Fort Wayne	4.1	STP		Local Safety Program	CN	\$252,090.00	\$0.00		\$252,090.00		
										100% Local Funds	CN	\$0.00	\$28,010.00		\$28,010.00		
Indiana Department of Transportation	1383644	Init.	US 20	Small Structure Replacement	3.45 Miles East of SR 327, Over Pigeon Creek	Fort Wayne	.099	STP		Bridge Construction	CN	\$280,000.00	\$70,000.00			\$25,000.00	\$325,000.00

*Estimated Costs left to Complete Project column is for costs that may extend beyond the four years of a STIP. This column is not fiscally constrained and is for information purposes.

Indiana Department of Transportation (INDOT)
 State Preservation and Local Initiated Projects FY 2016 - 2019

SPONSOR	DES	STIP NAME	ROUTE	WORK TYPE	LOCATION	DISTRICT	MILES	FEDERAL CATEGORY	Estimated Cost left to Complete Project*	PROGRAM	PHASE	FEDERAL	MATCH	2016	2017	2018	2019
Indiana Department of Transportation	1383644	Init.	US 20	Small Structure Replacement	3.45 Miles East of SR 327, Over Pigeon Creek	Fort Wayne	.099	STP		Bridge ROW	RW	\$16,000.00	\$4,000.00		\$8,000.00	\$12,000.00	
										Bridge Consulting	PE	\$56,000.00	\$14,000.00	\$70,000.00			
Steuben County	1400739	Init.	IR 1007	Road Reconstruction (3R/4R Standards)	CR 200 N from 600 ft E of Kellygreen to 500 ft east of SR 827	Fort Wayne	.58	STP		100% Local Funds	CN	\$0.00	\$487,500.00		\$60,000.00	\$427,500.00	
										100% Local Funds	PE	\$0.00	\$98,000.00		\$98,000.00		
										Group IV Program	RW	\$186,000.00	\$0.00	\$86,000.00	\$100,000.00		
										100% Local Funds	RW	\$0.00	\$46,500.00	\$21,500.00	\$25,000.00		
										Group IV Program	PE	\$392,000.00	\$0.00		\$392,000.00		
										Group IV Program	CN	\$1,950,000.00	\$0.00		\$240,000.00	\$1,710,000.00	
Indiana Department of Transportation	1401485	Init.	I 69	Bridge Maintenance And Repair	Bridge Over CR200 W/CR 37, Northbound, 2.43 Miles North of US 20.	Fort Wayne	0	Interstate		Bridge Construction	CN	\$7,650.00	\$850.00		\$8,500.00		
Indiana Department of Transportation	1401536	Init.	I 69	Bridge Maintenance And Repair	Bridge Over Fox Lake Road, Northbound, 1.8 Miles South of US 20.	Fort Wayne	0	Interstate		Bridge Construction	CN	\$28,674.00	\$3,186.00		\$31,860.00		
Indiana Department of Transportation	1401537	Init.	I 69	Bridge Maintenance And Repair	Bridge Over Fox Lake Road, Southbound, 1.8 Miles South of US 20.	Fort Wayne	0	Interstate		Bridge Construction	CN	\$22,995.00	\$2,555.00		\$25,550.00		

Steuben County Total
 Federal: \$8,466,736.00 Match :\$2,006,289.00 2016: \$3,510,015.00 2017: \$1,708,010.00 2018: \$4,930,000.00 2019: \$325,000.00

*Estimated Costs left to Complete Project column is for costs that may extend beyond the four years of a STIP. This column is not fiscally constrained and is for information purposes.

Indiana Department of Transportation (INDOT)
 State Preservation and Local Initiated Projects FY 2016 - 2019

SPONSOR	DES	STIP NAME	ROUTE	WORK TYPE	LOCATION	DISTRICT	MILES	FEDERAL CATEGORY	Estimated Cost left to Complete Project*	PROGRAM	PHASE	FEDERAL	MATCH	2016	2017	2018	2019
Sullivan County																	
Indiana Department of Transportation	1296568	Init.	SR 159	Small Structure Pipe Lining	0.14 mile N of start of upper SR159	Vincennes	0	STP		Bridge ROW	RW	\$0.00	\$0.00			\$0.00	
										Bridge Construction	CN	\$0.00	\$0.00			\$0.00	
Indiana Department of Transportation	0100526	Init.	SR 58	HMA Overlay, Preventive Maintenance	From just E of US 41/150 intersection to E city limits of Carlisle	Vincennes	.934	STP		Road ROW	RW	\$160,000.00	\$40,000.00	\$200,000.00			
										Road Construction	CN	\$236,800.00	\$59,200.00			\$296,000.00	
										Road Consulting	PE	\$16,000.00	\$4,000.00	\$20,000.00			
										Road Construction	PE	\$17,600.00	\$4,400.00			\$22,000.00	
Indiana Department of Transportation	9701930	Init.	SR 48	Bridge Replacement, Other Construction	Bridge over W Fork Turman Creek, 1.84 miles E of SR 63	Vincennes	.01	STP		Bridge Construction	CN	\$0.00	\$0.00	\$0.00			
										Bridge Construction	PE	\$0.00	\$0.00	\$0.00			
Indiana Department of Transportation	1296585	Init.	SR 48	Small Structure Pipe Lining	2.32 mile E of Jct of SR63	Vincennes	0	STP		Bridge Consulting	PE	\$925.43	\$231.36	\$1,156.79			
										Bridge ROW	RW	\$11,120.00	\$2,780.00			\$13,900.00	
										Bridge Construction	CN	\$156,800.00	\$39,200.00			\$196,000.00	
Indiana Department of Transportation	1296588	Init.	SR 48	Small Structure Pipe Lining	3.16 mile E of Jct of US41	Vincennes	0	STP		Bridge ROW	RW	\$7,200.00	\$1,800.00			\$9,000.00	
										Bridge Construction	CN	\$54,400.00	\$13,600.00			\$68,000.00	
Indiana Department of Transportation	1006515	Init.	SR 154	Bridge Deck Overlay	Over Wabash River, 5.66 miles W of SR 63 (Hutsonville, IL)	Vincennes	.2	STP		Bridge Consulting	PE	\$126,720.00	\$31,680.00	\$158,400.00			
										Bridge Construction	CN	\$1,500,000.00	\$375,000.00	\$1,875,000.00			
Indiana Department of Transportation	1298245	Init.	SR 63	Small Structure Replacement	1.38 Mile North of Jct SR 48	Vincennes	.04	STP		Bridge Construction	CN	\$334,180.00	\$83,545.00			\$417,725.00	
										Bridge ROW	RW	\$16,000.00	\$4,000.00			\$20,000.00	
Sullivan County	1383702	Init.	IR 1001	Signing	Various Roads throughout Sullivan County	Vincennes	0	STP		Local Safety Program	PE	\$45,000.00	\$0.00			\$45,000.00	

*Estimated Costs left to Complete Project column is for costs that may extend beyond the four years of a STIP. This column is not fiscally constrained and is for information purposes.

Indiana Department of Transportation (INDOT)
 State Preservation and Local Initiated Projects FY 2016 - 2019

SPONSOR	DES	STIP NAME	ROUTE	WORK TYPE	LOCATION	DISTRICT	MILES	FEDERAL CATEGORY	Estimated Cost left to Complete Project*	PROGRAM	PHASE	FEDERAL	MATCH	2016	2017	2018	2019
Sullivan County	1383702	Init.	IR 1001	Signing	Various Roads throughout Sullivan County	Vincennes	0	STP		100% Local Funds	PE	\$0.00	\$5,000.00		\$5,000.00		
										Local Safety Program	CN	\$89,100.00	\$0.00		\$89,100.00		
										100% Local Funds	CN	\$0.00	\$9,900.00		\$9,900.00		
Indiana Department of Transportation	1400193	Init.	SR 154	Bridge Replacement, Concrete	Over West Fork Buck Creek, 1.40 miles W of US 41	Vincennes	0	STP		Bridge Consulting	PE	\$126,720.00	\$31,680.00	\$158,400.00			
										Bridge ROW	RW	\$10,400.00	\$2,600.00	\$13,000.00			
										Bridge Construction	CN	\$568,800.00	\$142,200.00	\$711,000.00			
Indiana Department of Transportation	1400121	Init.	SR 159	Small Structure Replacement	0.53 miles North Greene/Sullivan County Line & IR 85 (Co. RD. 900E)	Vincennes	0	STP		Bridge Construction	CN	\$189,600.00	\$47,400.00				\$237,000.00
										Bridge Consulting	PE	\$37,600.00	\$9,400.00		\$47,000.00		
										Bridge ROW	RW	\$21,600.00	\$5,400.00		\$27,000.00		
Sullivan County	1401221	Init.	MS 1003	Bridge Inspections	Inspection and re-inspection of bridges 20 feet or greater in length	Vincennes	0	Multiple		Local Bridge Program	PE	\$117,520.00	\$0.00		\$117,520.00		
										Local Bridge Program	CN	\$0.00	\$0.00	\$0.00	\$0.00	\$0.00	\$0.00
										100% Local Funds	PE	\$0.00	\$29,380.00		\$29,380.00		

Sullivan County Total
 Federal: \$3,844,085.43 Match :\$942,396.36 2016: \$3,136,956.79 2017: \$994,800.00 2018: \$417,725.00 2019: \$237,000.00

*Estimated Costs left to Complete Project column is for costs that may extend beyond the four years of a STIP. This column is not fiscally constrained and is for information purposes.

Indiana Department of Transportation (INDOT)
 State Preservation and Local Initiated Projects FY 2016 - 2019

SPONSOR	DES	STIP NAME	ROUTE	WORK TYPE	LOCATION	DISTRICT	MILES	FEDERAL CATEGORY	Estimated Cost left to Complete Project*	PROGRAM	PHASE	FEDERAL	MATCH	2016	2017	2018	2019
Switzerland County																	
Indiana Department of Transportation	0800155	Init.	SR 56	Bridge Replacement, Concrete	8.54 miles W SR 129, Bridge over Green Valley Creek	Seymour	0	STP		Bridge Consulting	PE	\$200,000.00	\$50,000.00	\$250,000.00			
										Bridge Construction	CN	\$1,044,948.80	\$261,237.20	\$16,305.00	\$1,289,881.00		
										Bridge ROW	RW	\$21,744.00	\$5,436.00	\$27,180.00			
Indiana Department of Transportation	1006409	Init.	SR 156	Slide Correction	2.95 miles W of E Jct SR 56 and SR 156	Seymour	.251	STP		Road Consulting	PE	\$16,000.00	\$4,000.00		\$20,000.00		
										Road ROW	RW	\$0.00	\$0.00	\$0.00	\$0.00	\$0.00	\$0.00
										Road Construction	CN	\$3,272,916.80	\$818,229.20		\$20,000.00	\$4,071,146.00	
Indiana Department of Transportation	1173350	Init.	SR 56	Br Repl, Comp. Cont. Conc. Construction	Sr 56 over Tucker Run at RP 154 + 36	Seymour	0	STP		Bridge Construction	CN	\$1,111,200.00	\$277,800.00	\$50,000.00	\$1,339,000.00		
Indiana Department of Transportation	1296621	Init.	SR 156	Bridge Rehabilitation Or Repair	0.97 miles W of SR-250 over Fisk Creek on SR-156	Seymour	0	STP		Bridge ROW	RW	\$8,000.00	\$2,000.00		\$10,000.00		
										Bridge Construction	CN	\$688,320.00	\$172,080.00			\$860,400.00	
Switzerland County	1382125	Init.	IR 1001	Bridge Inspections	Inspection and re-inspection of county bridges 20' and greater in length	Seymour	0	STP		100% Local Funds	PE	\$0.00	\$0.00	\$0.00	\$0.00	\$0.00	\$0.00
										Local Bridge Program	PE	\$0.00	\$0.00	\$0.00	\$0.00	\$0.00	\$0.00
										Local Bridge Program	CN	\$0.00	\$0.00	\$0.00	\$0.00	\$0.00	\$0.00
Indiana Department of Transportation	1400149	Init.	SR 250	Small Structure Replacement	5.06 miles east of SR 129	Seymour	0	STP		Bridge ROW	RW	\$20,000.00	\$5,000.00		\$25,000.00		
										Bridge Construction	CN	\$312,000.00	\$78,000.00		\$25,000.00		\$365,000.00
Indiana Department of Transportation	1400151	Init.	SR 250	Slide Correction	1.1 mile west of SR 156	Seymour	.119	STP		Road Consulting	PE	\$160,828.00	\$40,207.00	\$201,035.00			
										Road ROW	RW	\$328,000.00	\$82,000.00			\$410,000.00	
										Road Construction	CN	\$2,584,800.00	\$646,200.00			\$135,000.00	\$3,096,000.00
Indiana Department of Transportation	1401460	Init.	SR 56	Bridge Thin Deck Overlay	1.01 miles west of SR 129 over Indian Creek	Seymour	0	STP		Bridge Construction	CN	\$125,609.60	\$31,402.40		\$157,012.00		

*Estimated Costs left to Complete Project column is for costs that may extend beyond the four years of a STIP. This column is not fiscally constrained and is for information purposes.

SPONSOR	DES	STIP NAME	ROUTE	WORK TYPE	LOCATION	DISTRICT	MILES	FEDERAL CATEGORY	Estimated Cost left to Complete Project*	PROGRAM	PHASE	FEDERAL	MATCH	2016	2017	2018	2019
---------	-----	-----------	-------	-----------	----------	----------	-------	------------------	--	---------	-------	---------	-------	------	------	------	------

Switzerland County Total

Federal: \$9,894,367.20

Match :\$2,473,591.80

2016: \$544,520.00

2017: \$2,885,893.00

2018: \$5,476,546.00

2019: \$3,461,000.00

*Estimated Costs left to Complete Project column is for costs that may extend beyond the four years of a STIP. This column is not fiscally constrained and is for information purposes.

Indiana Department of Transportation (INDOT)
 State Preservation and Local Initiated Projects FY 2016 - 2019

SPONSOR	DES	STIP NAME	ROUTE	WORK TYPE	LOCATION	DISTRICT	MILES	FEDERAL CATEGORY	Estimated Cost left to Complete Project*	PROGRAM	PHASE	FEDERAL	MATCH	2016	2017	2018	2019
Tippecanoe County																	
Indiana Department of Transportation	1298449	Init.	I 65	Small Structure Pipe Lining	0.20 mi S of SR 26	Crawfordsville	0	Interstate		Bridge Construction	CN	\$0.00	\$0.00			\$0.00	
										Bridge ROW	RW	\$0.00	\$0.00		\$0.00		
										Bridge Consulting	PE	\$0.00	\$0.00	\$0.00			
Indiana Department of Transportation	1400460	Init.	US 52	Repair Or Replace Joints	Bridge over Elliott Ditch, 1.2 mi E of US 52 (at Teal Rd)	Crawfordsville	0	NHPP		Bridge Construction	CN	\$0.00	\$0.00	\$0.00			
Indiana Department of Transportation	1400467	Init.	I 65	Repair Or Replace Joints	NB Bridge over N&S RR, 0.06 mi S of SR 38	Crawfordsville	0	Interstate		Bridge Construction	CN	\$0.00	\$0.00	\$0.00			
Indiana Department of Transportation	1400468	Init.	I 65	Bridge Maintenance And Repair	NB Bridge over SR 38, 3.57 mi S of SR 26	Crawfordsville	0	Interstate		Bridge Construction	CN	\$0.00	\$0.00	\$0.00			
Indiana Department of Transportation	1400469	Init.	I 65	Repair Or Replace Joints	NB Bridge over Burnett Creek, 0.77 mi N of SR 43	Crawfordsville	0	Interstate		Bridge Construction	CN	\$0.00	\$0.00	\$0.00			
Indiana Department of Transportation	1400470	Init.	I 65	Repair Or Replace Joints	SB Bridge over Burnett Creek, 0.77 mi N of SR 43	Crawfordsville	0	Interstate		Bridge Construction	CN	\$0.00	\$0.00	\$0.00			
Indiana Department of Transportation	1400523	Init.	I 65	Bridge Maintenance And Repair	NB Bridge over Prophets Rock Road, 0.23 mi S of SR 43	Crawfordsville	0	Interstate		Bridge Construction	CN	\$0.00	\$0.00	\$0.00			
Indiana Department of Transportation	1400524	Init.	I 65	Bridge Maintenance And Repair	SB Bridge over Prophets Rock Road, 0.23 mi S of SR 43	Crawfordsville	0	Interstate		Bridge Construction	CN	\$0.00	\$0.00	\$0.00			
Indiana Department of Transportation	1400535	Init.	I 65	Bridge Maintenance And Repair	SB Bridge over CSX/N 9th St/Burnett Creek, 0.58 mi S of SR 43	Crawfordsville	0	Interstate		Bridge Construction	CN	\$0.00	\$0.00	\$0.00			
Indiana Department of Transportation	1400536	Init.	I 65	Bridge Maintenance And Repair	NB Bridge over SR 43, 3.13 mi N of SR 25	Crawfordsville	0	Interstate		Bridge Construction	CN	\$0.00	\$0.00	\$0.00			
Indiana Department of Transportation	0800132	Init.	US 52	HMA Overlay, Functional	From 0.21 mi E of US 231 to 3.21 mi E of US 231	Crawfordsville	2.954	STP		Road Consulting	PE	\$62,688.00	\$15,672.00	\$78,360.00			
										Road ROW	RW	\$1,215,712.00	\$303,928.00	\$1,519,640.00			
										Road Construction	CN	\$4,368,800.00	\$1,092,200.00		\$5,461,000.00		
Indiana Department of Transportation	1172176	Init.	US 52	Traffic Signals Modernization	@ 9th St, @ 18th St, @ 22nd St, @ 26th St, @ Elston Rd, @Old US231/Carter Lumber	Crawfordsville	.589	NHPP		Safety Construction	CN	\$504,000.00	\$126,000.00		\$630,000.00		
Indiana Department of Transportation	1296009	Init.	SR 26	Bridge Deck Overlay	Bridge over Coffee Run Creek, 3.55 mi E of I-65	Crawfordsville	0	NHPP		Bridge Consulting	PE	\$24,240.00	\$6,060.00	\$30,300.00			
										Bridge Construction	CN	\$238,400.00	\$59,600.00	\$298,000.00			

*Estimated Costs left to Complete Project column is for costs that may extend beyond the four years of a STIP. This column is not fiscally constrained and is for information purposes.

Indiana Department of Transportation (INDOT)
 State Preservation and Local Initiated Projects FY 2016 - 2019

SPONSOR	DES	STIP NAME	ROUTE	WORK TYPE	LOCATION	DISTRICT	MILES	FEDERAL CATEGORY	Estimated Cost left to Complete Project*	PROGRAM	PHASE	FEDERAL	MATCH	2016	2017	2018	2019
Indiana Department of Natural Resources	0810383	Init.	IR 1001	Bike/Pedestrian Facilities	Wabash Heritage Trail in Prophetstown State Park	Crawfordsville	3.1	STP		Local Transportation Alternatives	CN	\$1,205,760.00	\$0.00	\$1,205,760.00			
										100% Local Funds	CN	\$0.00	\$301,440.00	\$301,440.00			
Indiana Department of Transportation	1005681	Init.	I 65	Bridge Deck Replacement	NB I-65 bridge over Wabash River, 1.13 miles N of SR 25	Crawfordsville	0	Interstate		Bridge Construction	CN	\$5,760,000.00	\$640,000.00		\$6,400,000.00		
Indiana Department of Transportation	1005682	Init.	I 65	Bridge Deck Replacement	SB I-65 bridge over Wabash River, 1.13 miles N of SR 25	Crawfordsville	0	Interstate		Bridge Construction	CN	\$5,760,000.00	\$640,000.00		\$6,400,000.00		
Indiana Department of Transportation	0400774	Init.	SP 52	Br Repl, Conc. Beam Construction	EB bridge over Wabash River, 0.46 miles E of Happy Hollow Rd (Old SR 443)	Crawfordsville	.11	STP		Bridge Construction	CN	\$12,825,600.00	\$3,206,400.00	\$16,032,000.00			
Indiana Department of Transportation	1006281	Init.	I 65	Bridge Deck Replacement & Widening	NB Bridge over Lauramie Creek, 4.44 mi S of SR 38	Crawfordsville	0	Interstate		Bridge Construction	CN	\$1,938,600.00	\$215,400.00		\$2,154,000.00		
Indiana Department of Transportation	1006282	Init.	I 65	Bridge Deck Replacement & Widening	SB Bridge over Lauramie Creek, 4.44 mi S of SR 38	Crawfordsville	0	Interstate		Bridge Construction	CN	\$1,275,300.00	\$141,700.00		\$1,417,000.00		
Indiana Department of Transportation	0710471	Init.	I 65	Bridge Deck Overlay	Swisher Rd over I-65, 0.92 mi S of SR 43	Crawfordsville	0	Interstate		Bridge Consulting	PE	\$9,000.00	\$1,000.00	\$10,000.00			
										Bridge Construction	CN	\$1,126,800.00	\$125,200.00		\$1,252,000.00		
Lafayette	1296080	Init.	ST 1050	Road Reconstruction (3R/4R Standards)	Sagamore Parkway (former US 52), frm 300' N of McCarty Ln to Teal Rd	Crawfordsville	0	STP		100% Local Funds	CN	\$0.00	\$3,296,675.00	\$3,296,675.00			
										SMFR	CN	\$580,000.00	\$0.00	\$580,000.00			
										Statewide Construction	CN	\$2,320,000.00	\$0.00	\$2,320,000.00			
Indiana Department of Transportation	1296949	Init.	I 65	Bridge Deck Replacement	CR 600N over I-65 NB & SB lanes, 1.12 mi N of SR 43	Crawfordsville	0	Interstate		Bridge Construction	CN	\$1,072,800.00	\$119,200.00		\$1,192,000.00		
Indiana Department of Transportation	1296092	Init.	SR 25	Bridge Deck Overlay	1.01 mi S of US231 over Wea Creek	Crawfordsville	0	STP		Bridge Construction	CN	\$648,000.00	\$162,000.00		\$810,000.00		
Indiana Department of Transportation	1382313	Init.	US 231	Scour Protection (Erosion)	NB Bridge over Wabash River, 0.87 mi N of SR 25	Crawfordsville	0	NHPP		Bridge Construction	CN	\$43,200.00	\$10,800.00	\$54,000.00			
Indiana Department of Transportation	1382314	Init.	US 231	Scour Protection (Erosion)	SB Bridge over Wabash River, 0.87 mi N of SR 25	Crawfordsville	0	NHPP		Bridge Construction	CN	\$43,200.00	\$10,800.00	\$54,000.00			
Indiana Department of Transportation	1382732	Init.	IR 1001	Railroad Protection	CR 750 E (Main Street) at NS RR in Buck Creek	Crawfordsville	0	STP		Local Safety Program - 130	CN	\$280,000.00	\$0.00	\$280,000.00			
Indiana Department of Transportation	1298387	Init.	SP 52	Bridge Deck Replacement	WB BR ov Wabash River, 0.46 mi E of Happy Hollow (Old SR 443)	Crawfordsville	0	STP		Bridge Consulting	PE	\$45,686.40	\$11,421.60	\$57,108.00			

*Estimated Costs left to Complete Project column is for costs that may extend beyond the four years of a STIP. This column is not fiscally constrained and is for information purposes.

Indiana Department of Transportation (INDOT)
 State Preservation and Local Initiated Projects FY 2016 - 2019

SPONSOR	DES	STIP NAME	ROUTE	WORK TYPE	LOCATION	DISTRICT	MILES	FEDERAL CATEGORY	Estimated Cost left to Complete Project*	PROGRAM	PHASE	FEDERAL	MATCH	2016	2017	2018	2019
Indiana Department of Transportation	1298387	Init.	SP 52	Bridge Deck Replacement	WB BR ov Wabash River, 0.46 mi E of Happy Hollow (Old SR 443)	Crawfordsville	0	STP		Bridge Construction	CN	\$3,541,600.00	\$885,400.00			\$4,427,000.00	
Indiana Department of Transportation	1298394	Init.	SP 443	Bridge Deck Replacement	BR ov Sagamore Pkwy (Old US 52) EB & WB, 1.35 mi N of N River Road (Old SR 43)	Crawfordsville	.02	STP		Bridge Consulting	PE	\$0.00	\$0.00	\$0.00	\$0.00	\$0.00	\$0.00
										Bridge Construction	CN	\$1,210,400.00	\$302,600.00			\$1,513,000.00	
Indiana Department of Transportation	1298419	Init.	SR 25	Replace Superstructure	Bridge over Big Shawnee Creek, 3.05 mi S of SR 28	Crawfordsville	0	STP		Bridge Construction	CN	\$569,600.00	\$142,400.00			\$712,000.00	
										Bridge Consulting	PE	\$0.00	\$0.00	\$0.00	\$0.00	\$0.00	\$0.00
Tippecanoe County	1382591	Init.	VA VARI	Bridge Inspections	Tippecanoe County Bridge inspections	Crawfordsville	0	Multiple		Local Bridge Program	PE	\$129,539.20	\$0.00	\$129,539.20			
										Local Bridge Program	CN	\$0.00	\$0.00	\$0.00	\$0.00	\$0.00	\$0.00
										100% Local Funds	PE	\$0.00	\$32,384.80	\$32,384.80			
Indiana Department of Transportation	1400554	Init.	US 231	Bridge Thin Deck Overlay	Bridge over Romney Fraley Ditch, 0.8 mi S of SR 28	Crawfordsville	0	NHPP		Bridge Construction	CN	\$196,800.00	\$49,200.00	\$246,000.00			
Tippecanoe County	1401047	Init.	IR 1041	Road Reconstruction (3R/4R Standards)	North River Road at River Bend Hospital	Crawfordsville	0	STP		100% Local Funds	RW	\$0.00	\$170,500.00		\$170,500.00		
										100% Local Funds	CN	\$0.00	\$182,125.00			\$182,125.00	
										Group IV Program	CN	\$500,000.00	\$0.00			\$500,000.00	
Indiana Department of Transportation	1400217	Init.	US 231	Bridge Replacement, Other Construction	0.97 mi N of SR 28	Crawfordsville	0	NHPP		Bridge Construction	CN	\$1,255,200.00	\$313,800.00				\$1,569,000.00
										Bridge ROW	RW	\$16,000.00	\$4,000.00		\$20,000.00		
										Bridge Consulting	PE	\$176,000.00	\$44,000.00	\$200,000.00	\$20,000.00		
Indiana Department of Transportation	1401315	Init.	US 52	Surface Treatment, Ultrathin Bonded Wearing Course	From 0.13 mi W of W Jct Us 231 to 0.11 mi E of Cumberland Ave	Crawfordsville	5.772	STP		Road Construction	CN	\$1,104,000.00	\$276,000.00	\$1,380,000.00			
Indiana Department of Transportation	9608220	Init.	SR 26	Br Repl, Steel Truss	Bridge over S Fork of Wildcat Creek, 2.80 miles E of I-65	Crawfordsville	.01	NHPP		Bridge Construction	CN	\$3,262,400.00	\$815,600.00		\$4,078,000.00		
										Bridge ROW	RW	\$32,000.00	\$8,000.00	\$40,000.00			

*Estimated Costs left to Complete Project column is for costs that may extend beyond the four years of a STIP. This column is not fiscally constrained and is for information purposes.

SPONSOR	DES	STIP NAME	ROUTE	WORK TYPE	LOCATION	DISTRICT	MILES	FEDERAL CATEGORY	Estimated Cost left to Complete Project*	PROGRAM	PHASE	FEDERAL	MATCH	2016	2017	2018	2019
---------	-----	-----------	-------	-----------	----------	----------	-------	------------------	--	---------	-------	---------	-------	------	------	------	------

Tippecanoe County Total

Federal: \$53,341,325.60

Match :\$13,711,506.40

2016: \$28,145,207.00

2017: \$30,004,500.00

2018: \$7,334,125.00

2019: \$1,569,000.00

*Estimated Costs left to Complete Project column is for costs that may extend beyond the four years of a STIP. This column is not fiscally constrained and is for information purposes.

Indiana Department of Transportation (INDOT)
 State Preservation and Local Initiated Projects FY 2016 - 2019

SPONSOR	DES	STIP NAME	ROUTE	WORK TYPE	LOCATION	DISTRICT	MILES	FEDERAL CATEGORY	Estimated Cost left to Complete Project*	PROGRAM	PHASE	FEDERAL	MATCH	2016	2017	2018	2019
Tipton County																	
Indiana Department of Transportation	1006169	Init.	SR 19	HMA Overlay, Preventive Maintenance	From 0.42 miles S of SR 28(Cicero Creek) to SR 28	Greenfield	.42	STP		Road Construction	CN	\$191,941.60	\$47,985.40			\$239,927.00	
Tipton County	1382317	Init.	US 31	New Interchange Construction	At SR28 in Tipton County	Greenfield	0	NHPP		Major New - ROW	RW	\$3,434,991.03	\$858,747.76	\$4,293,738.79			
										Major New - Construction	CN	\$5,219,200.00	\$1,304,800.00	\$6,524,000.00			
Tipton County	1382318	Init.	SR 28	New Br, Comp.Cont.Pres.Conc .Bulb T-Beam	Over US31	Greenfield	0	STP		Major New - Construction	CN	\$960,000.00	\$240,000.00	\$1,200,000.00			
Tipton County	1382319	Init.	US 31	Signs, Lighting, Signals And Markings	At SR28 in Tipton County	Greenfield	0	NHPP		Major New - Construction	CN	\$206,627.20	\$51,656.80	\$258,284.00			
Tipton County	1383346	Init.	IR 1001	Bridge Inspections	Inspection and re-inspection of county bridges 20 feet and greater in length	Greenfield	0	Multiple		Local Bridge Program	PE	\$41,304.00	\$0.00		\$41,304.00		
										100% Local Funds	PE	\$0.00	\$10,325.92		\$10,325.92		

Tipton County Total
 Federal: \$10,054,063.83 Match :\$2,513,515.88 2016: \$12,276,022.79 2017: \$51,629.92 2018: \$239,927.00 2019:

*Estimated Costs left to Complete Project column is for costs that may extend beyond the four years of a STIP. This column is not fiscally constrained and is for information purposes.

Indiana Department of Transportation (INDOT)
 State Preservation and Local Initiated Projects FY 2016 - 2019

SPONSOR	DES	STIP NAME	ROUTE	WORK TYPE	LOCATION	DISTRICT	MILES	FEDERAL CATEGORY	Estimated Cost left to Complete Project*	PROGRAM	PHASE	FEDERAL	MATCH	2016	2017	2018	2019
Union County																	
Union County	1400997	Init.	IR 1002	Bridge Inspections	Inspection and re-inspection of county bridges 20 feet and greater in length	Greenfield	0	STP		100% Local Funds	PE	\$0.00	\$15,639.27	\$4,241.38	\$11,397.89		
										Local Bridge Program	PE	\$52,557.07	\$0.00	\$6,965.51	\$45,591.56		
Indiana Department of Transportation	1296521	Init.	SR 101	Small Structure Pipe Lining	SR 101; at 0.534 mile north Franklin / Union County Line (SS-101-81-27.04)	Greenfield	0	STP		Bridge ROW	RW	\$6,400.00	\$1,600.00	\$8,000.00			
										Bridge Construction	CN	\$32,800.80	\$8,200.20		\$41,001.00		
Indiana Department of Transportation	1400336	Init.	SR 101	Culvert Clean And Repair	2.004 miles North of the Franklin/Union Co. Line	Greenfield	0	STP		Bridge ROW	RW	\$16,000.00	\$4,000.00	\$20,000.00			
										Bridge Construction	CN	\$66,707.20	\$16,676.80	\$83,384.00			
Union County	1383433	Init.	IR 1003	Bridge Replacement, Other Construction	Union County Bridge #22 - Old Brownsville Road over Richland Creek	Greenfield	.1	STP		100% Local Funds	CN	\$0.00	\$280,000.00			\$280,000.00	
										Local Bridge Program	CN	\$1,120,000.00	\$0.00			\$1,120,000.00	
										Local Bridge Program	RW	\$32,000.00	\$0.00		\$32,000.00		
										100% Local Funds	RW	\$0.00	\$8,000.00		\$8,000.00		

Union County Total
 Federal: \$1,326,465.07 Match :\$334,116.27 2016: \$122,590.89 2017: \$137,990.45 2018: \$1,400,000.00 2019:

*Estimated Costs left to Complete Project column is for costs that may extend beyond the four years of a STIP. This column is not fiscally constrained and is for information purposes.

Indiana Department of Transportation (INDOT)
 State Preservation and Local Initiated Projects FY 2016 - 2019

SPONSOR	DES	STIP NAME	ROUTE	WORK TYPE	LOCATION	DISTRICT	MILES	FEDERAL CATEGORY	Estimated Cost left to Complete Project*	PROGRAM	PHASE	FEDERAL	MATCH	2016	2017	2018	2019
Vanderburgh County																	
Vanderburgh County	1383215	Init.	IR 1026	Bridge Inspections	Inspection and re-inspection of county bridges 20 feet and longer	Vincennes	0	Multiple		Local Bridge Program	PE	\$90,400.00	\$0.00		\$90,400.00		
										100% Local Funds	PE	\$0.00	\$22,600.00		\$22,600.00		
										Local Bridge Program	CN	\$0.00	\$0.00		\$0.00		
Indiana Department of Transportation	1296680	Init.	I 164	Bridge Deck Overlay	Over SR62, So. RR, & Ditch, 1.55 mi N of SR66 NBL	Vincennes	0	Interstate		Road Construction	PE	\$18,000.00	\$2,000.00		\$20,000.00		
										Road Construction	CN	\$838,800.00	\$93,200.00		\$932,000.00		
Indiana Department of Transportation	1296683	Init.	I 164	Bridge Deck Overlay	Over SR62, SO. RR, & Ditch, 1.55 mi N of SR66 SBL	Vincennes	0	Interstate		Road Construction	CN	\$830,700.00	\$92,300.00		\$923,000.00		
Indiana Department of Transportation	1296958	Init.	I 164	Install New Cable Rail Barriers	From Boonville New Harmony Rd to 5 mi N of Boonville New Harmony Rd	Vincennes	5.001	Interstate		Road Construction	CN	\$467,100.00	\$51,900.00		\$519,000.00		
Indiana Department of Transportation	1382269	Init.	I 164	Bridge Maintenance And Repair	Bridge Over Boesche Ditch NBL, 01.61 Mile North of SR 62	Vincennes	0	Interstate		Road Construction	CN	\$58,500.00	\$6,500.00		\$65,000.00		
Indiana Department of Transportation	1382270	Init.	I 164	Bridge Maintenance And Repair	Bridge Over Boesche Ditch SBL, 01.61 Mile North of SR 62	Vincennes	0	Interstate		Road Construction	CN	\$58,500.00	\$6,500.00		\$65,000.00		
Indiana Department of Transportation	1382271	Init.	I 164	Bridge Maintenance And Repair	Bridge Over Olmstead Road NBL, 02.11 Mile North of SR 62	Vincennes	0	Interstate		Road Construction	CN	\$66,600.00	\$7,400.00		\$74,000.00		
Indiana Department of Transportation	1382272	Init.	I 164	Bridge Maintenance And Repair	Bridge Over Olmstead Road SBL, 02.11 Miles North of SR 62	Vincennes	0	Interstate		Road Construction	CN	\$66,600.00	\$7,400.00		\$74,000.00		
Indiana Department of Transportation	1400305	Init.	I 164	Bridge Maintenance And Repair	Bridge Over Pollack Avenue EBL, 1.39 Mile West of SR 662	Vincennes	0	Interstate		Road Construction	CN	\$72,000.00	\$8,000.00		\$80,000.00		
Indiana Department of Transportation	1400306	Init.	I 164	Bridge Maintenance And Repair	Bridge Over Pollack Avenue WBL, 1.39 Miles West of SR 662	Vincennes	0	Interstate		Road Construction	CN	\$72,000.00	\$8,000.00		\$80,000.00		
Indiana Department of Transportation	1400307	Init.	I 164	Bridge Maintenance And Repair	Bridge Over SR 66 (Lloyd Expressway) NBL, 1.55 Miles South of SR 62	Vincennes	0	Interstate		Road Construction	CN	\$153,000.00	\$17,000.00		\$170,000.00		
Indiana Department of Transportation	1400308	Init.	I 164	Bridge Maintenance And Repair	Bridge Over SR 66 (Lloyd Expressway) SBL, 1.55 Mile South of SR 62	Vincennes	0	Interstate		Road Construction	CN	\$153,000.00	\$17,000.00		\$170,000.00		
Indiana Department of Transportation	0200849	Init.	US 41	HMA Overlay, Preventive Maintenance	.32 m N of Lloyd Expwy (Virginia Avenue) to 3.25 mi N SR57(Boonville/New Harmony	Vincennes	8.119	NHPP		Road Consulting	PE	\$9,915.20	\$2,478.80	\$12,394.00			
										Road Construction	PE	\$0.00	\$0.00	\$0.00	\$0.00	\$0.00	\$0.00
										Road Construction	CN	\$5,048,000.00	\$1,262,000.00	\$6,310,000.00			

*Estimated Costs left to Complete Project column is for costs that may extend beyond the four years of a STIP. This column is not fiscally constrained and is for information purposes.

Indiana Department of Transportation (INDOT)
 State Preservation and Local Initiated Projects FY 2016 - 2019

SPONSOR	DES	STIP NAME	ROUTE	WORK TYPE	LOCATION	DISTRICT	MILES	FEDERAL CATEGORY	Estimated Cost left to Complete Project*	PROGRAM	PHASE	FEDERAL	MATCH	2016	2017	2018	2019
Indiana Department of Transportation	0100482	Init.	US 41	Bridge Deck Replacement	US 41 SBL bridge over Cheatam Slough, 1.06 miles S of I-164	Vincennes	.149	NHPP		Bridge Construction	CN	\$1,009,425.60	\$252,356.40		\$1,261,782.00		
Indiana Department of Transportation	0200633	Init.	US 41	Bridge Deck Replacement	US 41 SBL over Ohio River Overflow, 0.82 miles S of I-164	Vincennes	.01	NHPP		Bridge Construction	CN	\$1,331,604.80	\$332,901.20		\$1,664,506.00		
Indiana Department of Transportation	0200634	Init.	US 41	Bridge Deck Replacement	US 41 NBL over Eagle Creek, 0.32 miles S of I-164	Vincennes	.974	NHPP		Bridge Construction	CN	\$3,048,227.20	\$762,056.80		\$3,810,284.00		
Indiana Department of Transportation	0200635	Init.	US 41	Bridge Deck Replacement	US 41 SBL over Eagle Creek, 0.32 miles S of I-164	Vincennes	.974	NHPP		Bridge Construction	CN	\$2,620,318.40	\$655,079.60		\$3,275,398.00		
Indiana Department of Transportation	0200636	Init.	US 41	Bridge Deck Replacement	US 41 NBL over Ohio River Overflow, 0.82 mile S of I-164	Vincennes	.01	NHPP		Bridge Construction	CN	\$1,245,823.20	\$311,455.80		\$1,557,279.00		
Indiana Department of Transportation	9620260	Init.	US 41	Bridge Deck Replacement	US 41 NBL bridge over Cheatam Slough, 1.06 miles S of I-164	Vincennes	.149	NHPP		Bridge ROW	RW	\$60,000.00	\$15,000.00	\$75,000.00			
										Bridge Construction	CN	\$911,776.80	\$227,944.20		\$1,139,721.00		
										Bridge Consulting	PE	\$174,248.00	\$43,562.00	\$17,810.00	\$200,000.00		
										Bridge Construction	PE	\$32,000.00	\$8,000.00		\$40,000.00		
Indiana Department of Transportation	1296541	Init.	SR 57	Small Structure Pipe Lining	7.90 mile N of JCT US41	Vincennes	0	STP		Bridge Construction	CN	\$89,600.00	\$22,400.00	\$0.00	\$112,000.00		
Indiana Department of Transportation	1296779	Init.	I 64	Bridge Deck Overlay	Owensville Rd Over I-64, 3.04 mi E of SR65	Vincennes	0	Interstate		Bridge Construction	CN	\$271,800.00	\$30,200.00	\$302,000.00			
Metropolitan Evansville Transit System	1382056	Init.	MS TRST	Transit Planning	METS Planning	Vincennes	0	Transit		Transit	PE	\$10,000.00	\$0.00	\$10,000.00			
										100% Local Funds	PE	\$0.00	\$2,500.00	\$2,500.00			
Metropolitan Evansville Transit System	1382040	Init.	MS TRST	Transit - Rider Amenities (Bus Shelters, Benches)	METS transit enhancements	Vincennes	0	Transit		Transit	PE	\$18,242.00	\$0.00	\$18,242.00			
										100% Local Funds	PE	\$0.00	\$4,561.00	\$4,561.00			
Metropolitan Evansville Transit System	1382033	Init.	MS TRST	Transit Facilities	METS facility improvements	Vincennes	0	Transit		Transit	PE	\$64,800.00	\$0.00	\$64,800.00			
										100% Local Funds	PE	\$0.00	\$16,200.00	\$16,200.00			
Metropolitan Evansville Transit System	1382037	Init.	MS TRST	Transit Communications Equipment	METS acquisition of a voice enunciator system	Vincennes	0	Transit		Transit	PE	\$88,000.00	\$0.00	\$88,000.00			

*Estimated Costs left to Complete Project column is for costs that may extend beyond the four years of a STIP. This column is not fiscally constrained and is for information purposes.

Indiana Department of Transportation (INDOT)
 State Preservation and Local Initiated Projects FY 2016 - 2019

SPONSOR	DES	STIP NAME	ROUTE	WORK TYPE	LOCATION	DISTRICT	MILES	FEDERAL CATEGORY	Estimated Cost left to Complete Project*	PROGRAM	PHASE	FEDERAL	MATCH	2016	2017	2018	2019
Metropolitan Evansville Transit System	1382037	Init.	MS TRST	Transit Communications Equipment	METS acquisition of a voice enunciator system	Vincennes	0	Transit		100% Local Funds	PE	\$0.00	\$22,000.00	\$22,000.00			
Metropolitan Evansville Transit System	1382043	Init.	MS TRST	Transit Preventative Maintenance	METS preventive maintenance	Vincennes	0	Transit		Transit	PE	\$1,261,892.00	\$0.00	\$1,261,892.00			
										2020 Trust Fund Program - Consulting	PE	\$0.00	\$0.00	\$0.00	\$0.00	\$0.00	\$0.00
										100% Local Funds	PE	\$0.00	\$315,473.00	\$315,473.00			
Metropolitan Evansville Transit System	1382035	Init.	MS TRST	Transit Purchase Vehicles	METS acquisition of one bus	Vincennes	0	Transit		Transit	PE	\$374,400.00	\$0.00	\$374,400.00			
										100% Local Funds	PE	\$0.00	\$93,600.00	\$93,600.00			
Metropolitan Evansville Transit System	1382029	Init.	MS TRST	Transit Planning	EMPO admin for Mobility of Seniors & Individuals with Disabilities Program	Vincennes	0	Transit		Transit	PE	\$24,469.00	\$0.00		\$24,469.00		
										100% Local Funds	PE	\$0.00	\$0.00	\$0.00	\$0.00	\$0.00	\$0.00
Metropolitan Evansville Transit System	1382028	Init.	MS TRST	Transit Planning	EMPO admin for Mobility of Seniors & Individuals with Disabilities Program	Vincennes	0	Transit		Transit	PE	\$23,528.00	\$0.00	\$23,528.00			
										100% Local Funds	PE	\$0.00	\$0.00	\$0.00	\$0.00	\$0.00	\$0.00
Metropolitan Evansville Transit System	1382050	Init.	MS TRST	Transit Purchase Vehicles	METS acquisition of one paratransit vehicle	Vincennes	0	Transit		Transit	PE	\$99,840.00	\$0.00	\$99,840.00			
										100% Local Funds	PE	\$0.00	\$24,960.00	\$24,960.00			
Metropolitan Evansville Transit System	1382052	Init.	MS TRST	Transit Purchase Vehicles	METS acquisition of two office vehicles	Vincennes	0	Transit		Transit	PE	\$44,000.00	\$0.00	\$44,000.00			
										100% Local Funds	PE	\$0.00	\$11,000.00	\$11,000.00			
Indiana Department of Transportation	1298522	Init.	I 164	HMA Overlay, Structural	US 41 intersection to 2.3 miles E of US 41 intersection	Vincennes	2.025	Interstate		Road Construction	CN	\$3,046,311.00	\$338,479.00			\$3,384,790.00	
										Road Consulting	PE	\$89,550.00	\$9,950.00	\$79,500.00	\$20,000.00		
Indiana Department of Transportation	1297455	Init.	US 41	Single Location Bridge Inspection	Inspection SBL Vietnam Gold Star Bridge, Evansville FY 2012-2017 - Payment KY	Vincennes	0	NHPP		Bridge Construction	CN	\$0.00	\$0.00	\$0.00			
										Bridge Consulting	PE	\$80,000.00	\$20,000.00		\$100,000.00		

*Estimated Costs left to Complete Project column is for costs that may extend beyond the four years of a STIP. This column is not fiscally constrained and is for information purposes.

Indiana Department of Transportation (INDOT)
 State Preservation and Local Initiated Projects FY 2016 - 2019

SPONSOR	DES	STIP NAME	ROUTE	WORK TYPE	LOCATION	DISTRICT	MILES	FEDERAL CATEGORY	Estimated Cost left to Complete Project*	PROGRAM	PHASE	FEDERAL	MATCH	2016	2017	2018	2019
Indiana Department of Transportation	1297456	Init.	US 41	Single Location Bridge Inspection	Inspection NBL Vietnam Gold Star Bridge, Evansville FY 12-17 - Payment KY	Vincennes	0	NHPP		Bridge Construction	CN	\$0.00	\$0.00	\$0.00			
										Bridge Consulting	PE	\$60,000.00	\$15,000.00		\$75,000.00		
Indiana Department of Transportation	1400003	Init.	SR 65	Pavement, Other	Near Weiss Road, 5.02 mile North of SR 66	Vincennes	.368	STP		Safety Construction	CN	\$101,600.00	\$25,400.00				\$127,000.00
Indiana Department of Transportation	1400005	Init.	US 41	Intersect. Improv. W/ New Signals	At Hillsdale Road, 2.04 miles North of SR 57	Vincennes	.105	NHPP		Safety Consulting	PE	\$220,000.00	\$55,000.00	\$275,000.00			
										Safety Construction	CN	\$1,770,400.00	\$442,600.00			\$120,000.00	\$2,093,000.00
Indiana Department of Transportation	1401606	Init.	US 41	Bridge Thin Deck Overlay	Over Pigeon Creek, SB Ramp, 0.37 N SR 66,	Vincennes	0	NHPP		Bridge Construction	CN	\$81,600.00	\$20,400.00		\$102,000.00		
Indiana Department of Transportation	1401607	Init.	I 164	Bridge Thin Deck Overlay	SR 57 Ramp over I-164, 2.12 Mile South of I-64, NB Ramp	Vincennes	0	Interstate		Bridge Construction	CN	\$135,000.00	\$15,000.00		\$150,000.00		

Vanderburgh County Total

Federal: \$26,391,571.20 Match :\$5,697,357.80 2016: \$9,546,700.00 2017: \$16,817,439.00 2018: \$3,504,790.00 2019: \$2,220,000.00

*Estimated Costs left to Complete Project column is for costs that may extend beyond the four years of a STIP. This column is not fiscally constrained and is for information purposes.

Indiana Department of Transportation (INDOT)
 State Preservation and Local Initiated Projects FY 2016 - 2019

SPONSOR	DES	STIP NAME	ROUTE	WORK TYPE	LOCATION	DISTRICT	MILES	FEDERAL CATEGORY	Estimated Cost left to Complete Project*	PROGRAM	PHASE	FEDERAL	MATCH	2016	2017	2018	2019
Various County																	
Indiana Department of Transportation	1172364	Init.	VA VARI	Surface Treatment, PM	Placeholder for FY 2016 Pavement Preservation Initiative Projects - FW	Fort Wayne	0	Multiple		Road Construction	CN	\$0.00	\$0.00	\$0.00			
Indiana Department of Transportation	1172391	Init.	VA VARI	Bridge Maintenance And Repair	Placeholder for FY16 Bridge Culvert Preservation Initiative Projects	LaPorte	0	Multiple		Bridge Construction	CN	\$0.00	\$0.00	\$0.00			
Indiana Department of Transportation	1172393	Init.	VA VARI	Surface Treatment, PM	Placeholder for FY16 Pavement Preservation Initiative Projects	LaPorte	0	Multiple		Road Construction	CN	\$0.00	\$0.00	\$0.00			
Indiana Department of Transportation	1296322	Init.	SR 5	HMA Overlay, Preventive Maintenance	From SR 18 to SR 218	Fort Wayne	7.863	STP		Road Construction	CN	\$1,130,400.00	\$282,600.00	\$1,413,000.00			
Indiana Department of Transportation	1296940	Init.	SR 130	Edge Line Rumble Stripes Installation	SR 130 from Shelby St. to Valparaiso West City Limit	LaPorte	9.166	STP		Safety Construction	CN	\$0.00	\$0.00	\$0.00	\$0.00	\$0.00	\$0.00
Indiana Department of Transportation	1296968	Init.	US 150	Centerline Rumble Stripes Installation	From US 50 to SR 56 (Shoals to Prospect)	Vincennes	13.29	STP		Safety Construction	CN	\$0.00	\$0.00	\$0.00			
Indiana Department of Transportation	1297389	Init.	VA VARI	Bridge Maintenance And Repair	Placeholder for FY17 Bridge Culvert Preservation Initiative	LaPorte	0	STP		Bridge Construction	CN	\$0.00	\$0.00		\$0.00		
Indiana Department of Transportation	1401171	Init.	SR 121	Curve Sign and Marking Visibility Improvements	From SR 44 (in Connersville) to US 52 (in Franklin County)	Greenfield	15.329	STP		Safety Construction	CN	\$0.00	\$0.00	\$0.00			
Indiana Department of Transportation	0501212	Init.	I 65	HMA Overlay, Preventive Maintenance	From US 50 to .18 miles N of SR 58	Seymour	14.67	Interstate		Road Consulting	PE	\$855,000.00	\$95,000.00	\$400,000.00	\$550,000.00		
										Road Construction	CN	\$13,770,000.00	\$1,530,000.00		\$15,300,000.00		
Indiana Department of Transportation	0100541	Init.	SR 240	HMA Overlay, Functional	From 4.25 miles E of US 231 to SR 75	Crawfordsville	5.94	STP		Road Construction	CN	\$1,559,200.00	\$389,800.00		\$1,949,000.00		
Indiana Department of Transportation	0501178	Init.	I 164	PCCP Cleaning and Sealing Joints	0.70 miles W. of US 41 to I-64 (Exclude RP 0.00 to 2.30)	Vincennes	20.154	Interstate		Road Construction	CN	\$4,703,400.00	\$522,600.00		\$5,226,000.00		
Indiana Department of Transportation	0800205	Init.	SR 156	Small Structure Pipe Lining	Various locations	Seymour	22.186	STP		Bridge Consulting	PE	\$176,800.00	\$44,200.00	\$221,000.00			
										Bridge ROW	RW	\$50,400.00	\$12,600.00			\$63,000.00	
										Bridge Construction	CN	\$560,319.20	\$140,079.80			\$33,500.00	\$666,899.00
Indiana Department of Transportation	0101321	Init.	SR 63	HMA Overlay, Preventive Maintenance	From 0.25 mile S of SR 32 to SR 263 (S jct)	Crawfordsville	6.941	NHPP		Road Construction	CN	\$2,593,600.00	\$648,400.00	\$3,242,000.00			
Indiana Department of Transportation	0710391	Init.	US 40	HMA Overlay, Preventive Maintenance	From 0.01 mi E of SR 75 to 0.66 mi W of SR 267 North Jct	Crawfordsville	14.686	STP		Road Construction	CN	\$4,257,600.00	\$1,064,400.00	\$5,322,000.00			
Indiana Department of Transportation	0800858	Init.	SR 243	HMA Overlay, Preventive Maintenance	From SR 42 to 0.05 miles N of I-70	Crawfordsville	5.516	STP		Road Construction	CN	\$1,056,000.00	\$264,000.00		\$1,320,000.00		

*Estimated Costs left to Complete Project column is for costs that may extend beyond the four years of a STIP. This column is not fiscally constrained and is for information purposes.

Indiana Department of Transportation (INDOT)
 State Preservation and Local Initiated Projects FY 2016 - 2019

SPONSOR	DES	STIP NAME	ROUTE	WORK TYPE	LOCATION	DISTRICT	MILES	FEDERAL CATEGORY	Estimated Cost left to Complete Project*	PROGRAM	PHASE	FEDERAL	MATCH	2016	2017	2018	2019
Indiana Department of Transportation	0800466	Init.	I 465	ITS Traveler Information Systems	Travel Time Signs in Indianapolis Area on I-465, I-65, and I-70	Greenfield	22.208	Interstate		Statewide Construction	CN	\$1,036,800.00	\$115,200.00	\$1,152,000.00			
Indiana Department of Transportation	0810155	Init.	SP VARI	Guardrail, Maintenance Or Repair	Various locations	Crawfordsville	0	STP		District Maintenance Work Program -	CN	\$616,470.40	\$154,117.60	\$770,588.00			
Indiana Department of Transportation	0810167	Init.	VA VARI	Debris Removal From Channel	4.65 mi. S of SR246 over Eel River	Crawfordsville	0	STP		Bridge Construction	CN	\$176,000.00	\$44,000.00		\$220,000.00		
Indiana Department of Transportation	1296675	Init.	SR 2	HMA Overlay, Structural	I-65 to US 231 (W. Jct)	LaPorte	4.249	STP		Road Consulting	PE	\$120,000.00	\$30,000.00	\$150,000.00			
										Road Construction	CN	\$2,510,400.00	\$627,600.00		\$3,138,000.00		
Indiana Department of Transportation	0800459	Init.	I 94	ITS Traffic Monitoring Systems	CCTV Cameras/Vehicle Detection on I-94 from SR49 to the Michigan State Line	LaPorte	19.76	Interstate		Statewide Construction	CN	\$2,170,800.00	\$241,200.00	\$2,412,000.00			
Indiana Department of Transportation	0800474	Init.	I 94	ITS Traveler Information Systems	DMS on I-94 from west of US 20 to the Michigan State Line	LaPorte	24.823	Interstate		Statewide Construction	CN	\$3,181,500.00	\$353,500.00	\$3,535,000.00			
Indiana Department of Transportation	1006665	Init.	SR 331	HMA Overlay, Functional	from SR 106 to US 20	LaPorte	12.328	STP		Road Construction	CN	\$4,980,000.00	\$1,245,000.00	\$6,225,000.00			
Indiana Department of Transportation	0810112	Init.	VA VARI	Bridge Painting	Bridges: Over I-69 At SR 14 and Over I-469, 1.1 M S of SR 37.	Fort Wayne	0	STP		Bridge Construction	PE	\$4,000.00	\$1,000.00	\$5,000.00			
										Bridge Construction	CN	\$428,800.00	\$107,200.00	\$536,000.00			
Indiana Department of Transportation	0810336	Init.	VA VARI	Bridge Painting	SR101, 2.40 M.S. of SR8; US27, 2.6 M.S of SR930. See Log	Fort Wayne	0	STP		Bridge Construction	CN	\$330,320.00	\$82,580.00	\$412,900.00			
										Bridge Construction	PE	\$0.00	\$0.00	\$0.00			
Indiana Department of Transportation	0901702	Init.	SR 14	Road Reconstruction (3R/4R Standards)	US 41 to railroad tracks in Town of Parr, 3.5 mi E of I-65	LaPorte	13.056	STP		Road Construction	PE	\$0.00	\$0.00	\$0.00	\$0.00	\$0.00	\$0.00
Indiana Department of Transportation	1172295	Init.	I 94	Road Rehabilitation (3R/4R Standards)	from I-80/90 (Toll Rd) to SR 249	LaPorte	3.994	Interstate		Road Consulting	PE	\$735,480.00	\$81,720.00	\$817,200.00			
										Road Construction	CN	\$7,380,000.00	\$820,000.00	\$8,200,000.00			
Indiana Department of Transportation	1296430	Init.	I 94	HMA Overlay, Preventive Maintenance	from 1.1 mi E of Porter/LaPorte County Line to 0.5 mi E of US 421	LaPorte	3.485	Interstate		Road Consulting	PE	\$504,235.80	\$56,026.20	\$560,262.00			
										Road Construction	CN	\$3,870,000.00	\$430,000.00	\$4,300,000.00			
Indiana Department of Transportation	1006450	Init.	US 31	HMA Overlay, Preventive Maintenance	From US 50 to Base Rd	Seymour	17.183	STP		Road Construction	CN	\$4,348,480.00	\$1,087,120.00	\$5,435,600.00			

*Estimated Costs left to Complete Project column is for costs that may extend beyond the four years of a STIP. This column is not fiscally constrained and is for information purposes.

Indiana Department of Transportation (INDOT)
 State Preservation and Local Initiated Projects FY 2016 - 2019

SPONSOR	DES	STIP NAME	ROUTE	WORK TYPE	LOCATION	DISTRICT	MILES	FEDERAL CATEGORY	Estimated Cost left to Complete Project*	PROGRAM	PHASE	FEDERAL	MATCH	2016	2017	2018	2019
Indiana Department of Transportation	1006220	Init.	VA VARI	Raised Pavement Markings, Refurbished	RPM's at Various Locations within the Fort Wayne District.	Fort Wayne	0	STP		Safety Construction	CN	\$249,600.00	\$62,400.00	\$312,000.00			
Indiana Department of Transportation	1006648	Init.	SR 2	HMA Overlay, Functional	from SR 49 to US 421	LaPorte	11.276	STP		Road Construction	CN	\$4,008,000.00	\$1,002,000.00		\$5,010,000.00		
Indiana Department of Transportation	1006683	Init.	SR 8	HMA Overlay, Preventive Maintenance	from SR 49 to 0.65 mi E of US 421	LaPorte	6.946	STP		Road Construction	CN	\$1,352,591.20	\$338,147.80	\$1,690,739.00			
Indiana Department of Transportation	1006685	Init.	SR 17	HMA Overlay, Preventive Maintenance	from SR 16 to SR 14	LaPorte	15.147	STP		Road Construction	CN	\$2,080,000.00	\$520,000.00	\$2,600,000.00			
Indiana Department of Transportation	1006653	Init.	SR 104	HMA Overlay, Preventive Maintenance	from SR 4 to US 6	LaPorte	8.985	STP		Road Construction	CN	\$1,924,800.00	\$481,200.00	\$2,406,000.00			
Indiana Department of Transportation	1296303	Init.	SR 4	HMA Overlay, Preventive Maintenance	from SR 104 to SR 23 (North Liberty Corp. Line)	LaPorte	10.258	STP		Road Construction	CN	\$2,083,200.00	\$520,800.00	\$2,604,000.00			
Indiana Department of Transportation	1172194	Init.	VA VARI	Raised Pavement Markings, Refurbished	Various locations in the Crawfordsville District	Crawfordsville	0	Multiple		Safety Construction	CN	\$160,000.00	\$40,000.00	\$200,000.00			
Indiana Department of Transportation	1296475	Init.	SR 1	HMA Overlay, Preventive Maintenance	0.88 Miles South of US 6 (South City Limits of Butler), to SR 427.	Fort Wayne	9.341	STP		Road Construction	CN	\$1,314,800.00	\$328,700.00	\$1,643,500.00			
Indiana Department of Transportation	1296346	Init.	US 27	HMA Overlay, Preventive Maintenance	From SR 18 to 0.12 Mi. N. of SR 116	Fort Wayne	3.609	NHPP		Road Construction	CN	\$720,000.00	\$180,000.00	\$900,000.00			
Indiana Department of Transportation	1296262	Init.	I 69	Install New Cable Rail Barriers	I-69 Various Locations: From RP 271.64 -278.0, RP 330.1 -336.1, RP 342.1 -348.0	Fort Wayne	76.375	Interstate		Safety Consulting	PE	\$54,000.00	\$6,000.00	\$60,000.00			
										Safety Construction	CN	\$1,764,000.00	\$196,000.00	\$1,960,000.00			
Indiana Department of Transportation	1296331	Init.	US 30	HMA Overlay, Preventive Maintenance	From 0.23 Mi. E of SR 9 to 8.02 Mi. W. of I-69 (Near Allen-Whitley County Line)	Fort Wayne	8.557	NHPP		Road Construction	CN	\$2,797,600.00	\$699,400.00	\$3,497,000.00			
Indiana Department of Transportation	1296402	Init.	US 27	HMA Overlay, Preventive Maintenance	From 2.53 Mi. N. of N. Jct. of US 224 to 7.83 Mi. N. of N. Jct of US 224.	Fort Wayne	5.268	NHPP		Road Construction	CN	\$1,888,000.00	\$472,000.00	\$2,360,000.00			
Indiana Department of Transportation	1296736	Init.	I 69	Bridge Deck Overlay	Bridge on CR 500 North/Hosler Road over I-69, 5.53 Miles North of US 224.	Fort Wayne	0	Interstate		Bridge Consulting	PE	\$119,700.00	\$13,300.00	\$133,000.00			
										Bridge Construction	CN	\$495,900.00	\$55,100.00	\$551,000.00			
Indiana Department of Transportation	1296478	Init.	SR 327	HMA Overlay, Preventive Maintenance	From SR 4 to US 20.	Fort Wayne	8.352	STP		Road Consulting	PE	\$32,000.00	\$8,000.00	\$40,000.00			
										Road Construction	CN	\$1,190,400.00	\$297,600.00	\$0.00	\$1,488,000.00		
Indiana Department of Transportation	1296258	Init.	SP VARI	Traffic Signal Visibility Improvements	Various Intersections in Fort Wayne District	Fort Wayne	0	Multiple		Safety Construction	CN	\$633,600.00	\$158,400.00	\$792,000.00			

*Estimated Costs left to Complete Project column is for costs that may extend beyond the four years of a STIP. This column is not fiscally constrained and is for information purposes.

Indiana Department of Transportation (INDOT)
 State Preservation and Local Initiated Projects FY 2016 - 2019

SPONSOR	DES	STIP NAME	ROUTE	WORK TYPE	LOCATION	DISTRICT	MILES	FEDERAL CATEGORY	Estimated Cost left to Complete Project*	PROGRAM	PHASE	FEDERAL	MATCH	2016	2017	2018	2019
Indiana Department of Transportation	1296863	Init.	I 64	HMA Overlay, Preventive Maintenance	From 4.91 Miles W of SR 161 Interchange to 0.79 Miles E of US 231	Vincennes	8.579	Interstate		Road Construction	CN	\$5,037,300.00	\$559,700.00	\$5,597,000.00			
Indiana Department of Transportation	1296864	Init.	I 64	HMA Overlay, Preventive Maintenance	From 0.79 Miles E of US 231 to 9.50 Miles E of US 231	Vincennes	8.73	Interstate		Road Construction	CN	\$5,312,700.00	\$590,300.00	\$5,903,000.00			
Indiana Department of Transportation	1296866	Init.	I 64	HMA Overlay, Preventive Maintenance	From 0.47 Miles W of SR 37 to 1.43 Miles W of SR 237	Vincennes	6.232	Interstate		Road Construction	CN	\$2,383,200.00	\$264,800.00	\$2,648,000.00			
Indiana Department of Transportation	0800824	Init.	SR 57	HMA Overlay, Preventive Maintenance	From SR 356 to 1.65 miles N of US 50	Vincennes	13.101	NHPP		Road Construction	CN	\$2,880,000.00	\$720,000.00	\$3,600,000.00			
										Road Construction	PE	\$4,000.00	\$1,000.00	\$5,000.00			
Indiana Department of Transportation	1296960	Init.	VA VARI	Traffic Signal Visibility Improvements	Various locations in Daviess, Dubois, and Greene Counties	Vincennes	0	STP		Safety Construction	CN	\$420,800.00	\$105,200.00	\$526,000.00			
Indiana Department of Transportation	1296967	Init.	VA VARI	Un-Signalized Intersection Sign & Marking Visibility Imp	Various Locations on SR 450	Vincennes	0	STP		Safety Construction	CN	\$148,800.00	\$37,200.00	\$186,000.00			
Indiana Department of Transportation	0710463	Init.	US 150	Sight Distance Improvement	From 2.59 to 6.59 miles E of SR 550	Vincennes	4.01	STP		Safety ROW	RW	\$52,000.00	\$13,000.00		\$65,000.00		
										Safety Construction	CN	\$645,600.00	\$161,400.00		\$807,000.00		
										Safety Construction	PE	\$40,000.00	\$10,000.00		\$50,000.00		
Indiana Department of Transportation	1296963	Init.	VA VARI	Traffic Signal Visibility Improvements	Various locations (1)	Greenfield	0	STP		Safety Construction	CN	\$232,074.40	\$58,018.60	\$290,093.00			
Indiana Department of Transportation	1296964	Init.	VA VARI	Traffic Signal Visibility Improvements	Various locations (2)	Greenfield	0	STP		Safety Construction	CN	\$212,820.80	\$53,205.20	\$266,026.00			
Indiana Department of Transportation	1296261	Init.	SP VARI	Traffic Signal Visibility Improvements	Various intersections in Fort Wayne District	Fort Wayne	0	Multiple		Safety Construction	CN	\$436,800.00	\$109,200.00		\$546,000.00		
Indiana Department of Transportation	1296328	Init.	SR 1	HMA Overlay, Preventive Maintenance	From 11.39 mi. E. of I-69, Allen-DeKalb County Line to SR 8.	Fort Wayne	8.064	STP		Road Construction	CN	\$1,476,800.00	\$369,200.00		\$1,846,000.00		
Indiana Department of Transportation	1296422	Init.	SP VARI	Raised Pavement Markings, Refurbished	Various locations in the Fort Wayne District.	Fort Wayne	0	Multiple		Safety Construction	CN	\$180,000.00	\$45,000.00		\$225,000.00		
Indiana Department of Transportation	1296424	Init.	VA VARI	Traffic Signals Modernization	Various intersections in the Fort Wayne District	Fort Wayne	0	Multiple		Safety Construction	CN	\$663,200.00	\$165,800.00		\$829,000.00		
Indiana Department of Transportation	1296428	Init.	US 33	Curve Sign and Marking Visibility Improvements	US 33 between US 30 and US 6.	Fort Wayne	31.105	NHPP		Safety Construction	CN	\$898,400.00	\$224,600.00		\$1,123,000.00		
Indiana Department of Transportation	1296971	Init.	VA VARI	Traffic Signal Visibility Improvements	Signalized Intersection Visibility Projects - 50 locations	Vincennes	0	STP		Safety Construction	CN	\$428,800.00	\$107,200.00		\$536,000.00		

*Estimated Costs left to Complete Project column is for costs that may extend beyond the four years of a STIP. This column is not fiscally constrained and is for information purposes.

Indiana Department of Transportation (INDOT)
 State Preservation and Local Initiated Projects FY 2016 - 2019

SPONSOR	DES	STIP NAME	ROUTE	WORK TYPE	LOCATION	DISTRICT	MILES	FEDERAL CATEGORY	Estimated Cost left to Complete Project*	PROGRAM	PHASE	FEDERAL	MATCH	2016	2017	2018	2019
Indiana Department of Transportation	1296972	Init.	VA VARI	Un-Signalized Intersection Sign & Marking Visibility Imp	Stop Control Intersection Visibility Projects - 25 locations	Vincennes	0	STP		Safety Construction	CN	\$151,200.00	\$37,800.00		\$189,000.00		
Indiana Department of Transportation	1297111	Init.	VA VARI	Traffic Signals Modernization	Various locations in the Vincennes District	Vincennes	0	Multiple		Safety Construction	CN	\$352,000.00	\$88,000.00		\$440,000.00		
Indiana Department of Transportation	1297112	Init.	VA VARI	Raised Pavement Markings, Refurbished	Various locations in the Vincennes District	Vincennes	0	Multiple		Safety Construction	CN	\$173,600.00	\$43,400.00		\$217,000.00		
Indiana Department of Transportation	1296833	Init.	US 24	Concrete Pavement Restoration (CPR)	0.44 mi. W of US 35 (E Jct.) to US 31	LaPorte	10.095	NHPP		Road Consulting	PE	\$52,000.00	\$13,000.00	\$65,000.00			
										Road Construction	CN	\$727,200.00	\$181,800.00		\$909,000.00		
Indiana Department of Transportation	1172207	Init.	VA VARI	Traffic Signals Modernization	Traffic Signal Modification (LaPorte District) Various Locations	LaPorte	0	Multiple		Safety Construction	CN	\$880,800.00	\$220,200.00		\$1,101,000.00		
										Safety Consulting	PE	\$80,000.00	\$20,000.00	\$100,000.00			
Indiana Department of Transportation	1296910	Init.	VA VARI	Traffic Signals Modernization	Traffic Signal Modernizations at 4 locations in the Crawfordsville District	Crawfordsville	0	Multiple		Safety Construction	CN	\$580,800.00	\$145,200.00	\$726,000.00			
Indiana Department of Transportation	1296914	Init.	VA VARI	Raised Pavement Markings, Refurbished	Various locations in the Crawfordsville District	Crawfordsville	0	Multiple		Safety Construction	CN	\$180,000.00	\$45,000.00		\$225,000.00		
Indiana Department of Transportation	1296917	Init.	VA VARI	Traffic Signal Visibility Improvements	70 locations in the Crawfordsville District	Crawfordsville	0	Multiple		Safety Construction	CN	\$611,200.00	\$152,800.00		\$764,000.00		
Indiana Department of Transportation	0900192	Init.	US 41	HMA Overlay, Preventive Maintenance	From 3.88 mi N of S jct SR 55 (S Council St in Attica) to 0.2 mi N of SR 55 N jc	Crawfordsville	1.512	STP		Road Construction	CN	\$841,600.00	\$210,400.00		\$1,052,000.00		
Indiana Department of Transportation	1296903	Init.	VA VARI	Un-Signalized Intersection Sign & Marking Visibility Imp	5 locations in the Crawfordsville District	Crawfordsville	0	Multiple		Safety Construction	CN	\$0.00	\$0.00	\$0.00			
Indiana Department of Transportation	1006655	Init.	SR 16	HMA Overlay, Preventive Maintenance	from SR 119 to US 35	LaPorte	9.015	STP		Road Construction	CN	\$2,180,000.00	\$545,000.00			\$2,725,000.00	
Indiana Department of Transportation	1296518	Init.	US 421	HMA Overlay, Preventive Maintenance	SR 10 (N. Jct) to US 30	LaPorte	15.167	STP		Road Construction	CN	\$2,756,800.00	\$689,200.00			\$3,446,000.00	
Indiana Department of Transportation	1296919	Init.	VA VARI	Raised Pavement Markings, Refurbished	Placeholder for RPM locations throughout the Seymour District	Seymour	0	Multiple		Safety Construction	CN	\$160,000.00	\$40,000.00		\$200,000.00		
Indiana Department of Transportation	1296922	Init.	VA VARI	Traffic Signals Modernization	Place holder for Traffic Mods in various locations in Seymour District	Seymour	0	Multiple		Safety Construction	CN	\$472,000.00	\$118,000.00		\$590,000.00		
Indiana Department of Transportation	1296925	Init.	VA VARI	Centerline & Edge Line Rumble Stripes Installation	Place holder for Center line and Edge Line Rumble Strips	Seymour	0	Multiple		Safety Construction	CN	\$0.00	\$0.00	\$0.00			
Indiana Department of Transportation	1296926	Init.	VA VARI	Centerline & Edge Line Rumble Stripes Installation	Placeholder for Centerline/edgeline rumble strips in various Seymour	Seymour	0	Multiple		Safety Construction	CN	\$427,200.00	\$106,800.00		\$534,000.00		

*Estimated Costs left to Complete Project column is for costs that may extend beyond the four years of a STIP. This column is not fiscally constrained and is for information purposes.

Indiana Department of Transportation (INDOT)
 State Preservation and Local Initiated Projects FY 2016 - 2019

SPONSOR	DES	STIP NAME	ROUTE	WORK TYPE	LOCATION	DISTRICT	MILES	FEDERAL CATEGORY	Estimated Cost left to Complete Project*	PROGRAM	PHASE	FEDERAL	MATCH	2016	2017	2018	2019
Indiana Department of Transportation	1296930	Init.	VA VARI	Curve Sign and Marking Visibility Improvements	Placeholder for Curve Sign/Visibility Marking	Seymour	0	Multiple		Safety Construction	CN	\$480,000.00	\$120,000.00		\$600,000.00		
Indiana Department of Transportation	1296912	Init.	VA VARI	Install New Cable Rail Barriers	Two locations, one on I-65 in Scott County and one on I-74 in Decatur County	Seymour	0	Multiple		Safety Construction	CN	\$1,120,000.00	\$280,000.00	\$1,400,000.00			
Indiana Department of Transportation	1297644	Init.	US 24	Surface Treatment, Ultrathin Bonded Wearing Course	From SR 55 (E jct) to US 231 (W jct)	LaPorte	8.307	NHPP		Road Construction	CN	\$1,280,000.00	\$320,000.00	\$1,600,000.00			
Indiana Department of Transportation	1297676	Init.	SP Park	Institution & Park Road Maintenance	Tri-County Fish and Wildlife Area.	Fort Wayne	.1	STP		DNR/INST Construction	CN	\$314,400.00	\$78,600.00	\$393,000.00			
Indiana Department of Transportation	1297682	Init.	SP Park	Institution & Park Road Maintenance	Chain-O-Lakes State Park	Fort Wayne	0	STP		DNR/INST Construction	CN	\$332,800.00	\$83,200.00		\$416,000.00		
Indiana Department of Transportation	1297703	Init.	VA VARI	Traffic Signal Maintenance	Various locations in the Crawfordsville District	Crawfordsville	0	Multiple		District Traffic Work Program - Crawfordsville	CN	\$24,000.00	\$6,000.00	\$30,000.00			
Indiana Department of Transportation	1297711	Init.	SP Park	Institution & Park Road Maintenance	Placeholder for DNR Institutional / Park Road project - FY2016 Vincennes	Vincennes	0	STP		DNR/INST Construction	CN	\$0.00	\$0.00	\$0.00			
Indiana Department of Transportation	1297714	Init.	SP Park	Institution & Park Road Maintenance	Placeholder for DNR Institutional/Park Road project - FY2017 Vincennes	Vincennes	0	STP		DNR/INST Construction	CN	\$0.00	\$0.00		\$0.00		
Indiana Department of Transportation	1296160	Init.	VA VARI	Bridge Painting	CR 850N over I-65 in Boone County; CR 350W over I-65 in Clinton County	Crawfordsville	0	Multiple		Bridge Construction	CN	\$283,200.00	\$70,800.00	\$354,000.00			
Indiana Department of Transportation	1173412	Init.	VA VARI	Raised Pavement Markings, Refurbished	Placeholder for Raised Pavement Markings - Vincennes	Vincennes	0	Multiple		Safety Construction	CN	\$171,200.00	\$42,800.00	\$214,000.00			
Indiana Department of Transportation	1296969	Init.	VA VARI	Install New Cable Rail Barriers	Placeholder for Safety projects	Vincennes	0	STP		Safety Construction	CN	\$1,375,200.00	\$343,800.00		\$1,719,000.00		
Indiana Department of Transportation	1296920	Init.	VA VARI	Centerline & Edge Line Rumble Stripes Installation	Various locations in the Crawfordsville District	Crawfordsville	0	Multiple		Safety Construction	CN	\$270,400.00	\$67,600.00		\$338,000.00		
Indiana Department of Transportation	1296825	Init.	I 74	HMA Overlay, Preventive Maintenance	I-74; from I-465 to London Road (RP 94+40 - 103+50)	Greenfield	9.066	Interstate		Road Construction	CN	\$4,083,992.10	\$453,776.90		\$4,537,769.00		
Indiana Department of Transportation	1296966	Init.	VA VARI	Traffic Signal Visibility Improvements	Various locations (1)	Greenfield	0	STP		Safety Construction	CN	\$214,200.00	\$53,550.00		\$267,750.00		
Indiana Department of Transportation	1173463	Init.	VA VARI	Traffic Hardware Modernization	Various locations in Decatur County	Seymour	0	Multiple		Safety Construction	CN	\$472,000.00	\$118,000.00	\$590,000.00			
Indiana Department of Transportation	1296894	Init.	VA VARI	Traffic Signal Visibility Improvements	Placeholder Des for Traffic Signal Visibility in Seymour District 2016	Seymour	0	Multiple		Safety Construction	CN	\$0.00	\$0.00	\$0.00			
Indiana Department of Transportation	1296905	Init.	VA VARI	Un-Signalized Intersection Sign & Marking Visibility Imp	Placeholder for Various locations throughout the Seymour District	Seymour	0	Multiple		Safety Construction	CN	\$0.00	\$0.00	\$0.00			
Indiana Department of Transportation	1296908	Init.	VA VARI	Centerline & Edge Line Rumble Stripes Installation	Var Locations on SR 39, SR 236, SR 32(2 sites),SR 341,SR 59(3 sites)	Crawfordsville	0	Multiple		Safety Construction	CN	\$460,000.00	\$115,000.00	\$575,000.00			

*Estimated Costs left to Complete Project column is for costs that may extend beyond the four years of a STIP. This column is not fiscally constrained and is for information purposes.

Indiana Department of Transportation (INDOT)
 State Preservation and Local Initiated Projects FY 2016 - 2019

SPONSOR	DES	STIP NAME	ROUTE	WORK TYPE	LOCATION	DISTRICT	MILES	FEDERAL CATEGORY	Estimated Cost left to Complete Project*	PROGRAM	PHASE	FEDERAL	MATCH	2016	2017	2018	2019
Indiana Department of Transportation	0900178	Init.	SR 26	HMA Overlay, Functional	From 8.57 mi E of SR 55 (Warren/Tippecanoe County line) to 0.14 mi W of US 52	Crawfordsville	8.446	STP		Road Construction	CN	\$2,240,000.00	\$560,000.00		\$2,800,000.00		
Indiana Department of Transportation	1173438	Init.	VA VARI	Traffic Signals Modernization	Traffic Signal Modifications in various locations districtwide	LaPorte	0	Multiple		Safety Construction	PE	\$23,200.00	\$5,800.00	\$29,000.00			
										Safety Consulting	PE	\$0.00	\$0.00	\$0.00	\$0.00	\$0.00	\$0.00
										Safety Construction	CN	\$832,000.00	\$208,000.00	\$1,040,000.00			
Indiana Department of Transportation	1173439	Init.	VA VARI	Raised Pavement Markings, Refurbished	Raised Pavement Markings in Various locations districtwide	LaPorte	0	Multiple		Safety Construction	CN	\$160,000.00	\$40,000.00	\$200,000.00			
Indiana Department of Transportation	0013820	Init.	SR 234	HMA Overlay, Functional	From 2.70 mi E SR 109 (Hancock / Henry CO LN) to SR 38	Greenfield	8.35	STP		Road Construction	CN	\$3,932,406.40	\$983,101.60		\$4,915,508.00		
Indiana Department of Transportation	1296850	Init.	VA VARI	Un-Signalized Intersection Sign & Marking Visibility Imp	Various locations	Greenfield	0	STP		Safety Construction	CN	\$76,103.20	\$19,025.80	\$95,129.00			
Indiana Department of Transportation	1296843	Init.	VA VARI	Raised Pavement Markings, Refurbished	2017 RPM- Various Routes in Greenfield District	Greenfield	0	Multiple		Safety Construction	CN	\$174,738.40	\$43,684.60		\$218,423.00		
Indiana Department of Transportation	1296845	Init.	VA VARI	Traffic Signals Modernization	Placeholder Greenfield Signal Mod FY 17	Greenfield	0	Multiple		Safety Construction	CN	\$742,400.00	\$185,600.00		\$928,000.00		
Indiana Department of Transportation	1296849	Init.	VA VARI	Un-Signalized Intersection Sign & Marking Visibility Imp	Various locations -	Greenfield	0	STP		Safety Construction	CN	\$131,017.60	\$32,754.40		\$163,772.00		
Indiana Department of Transportation	1296961	Init.	VA VARI	Traffic Signal Visibility Improvements	Various locations (2)	Greenfield	0	STP		Safety Construction	CN	\$216,005.60	\$54,001.40		\$270,007.00		
Indiana Department of Natural Resources	1005836	Init.	VA VARI	Other Type Project (Miscellaneous)	ORV grant, Trail Development, Maintenance, and Safety Education, statewide	Multiple Districts	0	STP		Recreational Trails Program	PE	\$13,620.00	\$0.00	\$13,620.00			
Indiana Department of Transportation	1297250	Init.	VA 1018	Bridge Inspections	Statewide Underwater Bridge Inspections	Multiple Districts	0	Multiple		Bridge Construction	CN	\$0.00	\$0.00	\$0.00			
										Bridge Consulting	PE	\$1,600,000.00	\$400,000.00	\$600,000.00	\$600,000.00	\$400,000.00	\$400,000.00
Indiana Department of Transportation	1297451	Init.	VA 1018	Bridge Inspections	Bridge Load Rating Inspections Statewide	Multiple Districts	0	NHPP		Bridge Construction	CN	\$0.00	\$0.00	\$0.00			
										Bridge Consulting	PE	\$400,000.00	\$100,000.00	\$500,000.00			
Indiana Department of Transportation	0810130	Init.	I 94	ITS Program Equipment	Hoosier Helper Vehicles for Northwest Indiana ATMS area	LaPorte	18.826	Interstate		Statewide Construction	CN	\$450,000.00	\$50,000.00	\$500,000.00			
Indiana Department of Transportation	0810131	Init.	I 465	ITS Program Equipment	Hoosier Helper Vehicles for Indianapolis ATMS area	Greenfield	52.688	Interstate		Statewide Construction	CN	\$450,000.00	\$50,000.00	\$500,000.00			

*Estimated Costs left to Complete Project column is for costs that may extend beyond the four years of a STIP. This column is not fiscally constrained and is for information purposes.

Indiana Department of Transportation (INDOT)
 State Preservation and Local Initiated Projects FY 2016 - 2019

SPONSOR	DES	STIP NAME	ROUTE	WORK TYPE	LOCATION	DISTRICT	MILES	FEDERAL CATEGORY	Estimated Cost left to Complete Project*	PROGRAM	PHASE	FEDERAL	MATCH	2016	2017	2018	2019
Indiana Department of Transportation	0800520	Init.	VA VARI	ITS Program Contracted Services	Statewide TMC Dispatcher Operations contract for FY 15 & FY 16	Multiple Districts	0	Interstate		Statewide Construction	CN	\$0.00	\$0.00	\$0.00			
										Statewide Consulting	PE	\$1,035,000.00	\$115,000.00	\$1,150,000.00			
Indiana Department of Transportation	0800586	Init.	VA VARI	ITS Operations And Maintenance Contracts	Statewide O&M fee for CARS (Condition Acquisition & Reporting System)(FY15 & 16)	Multiple Districts	0	Multiple		Statewide Construction	CN	\$0.00	\$0.00	\$0.00			
										Statewide Consulting	PE	\$164,000.00	\$41,000.00	\$205,000.00			
Indiana Department of Transportation	1297114	Init.	VA VARI	ITS Program Contracted Services	Software License for Statewide ATMS for FY 16	Multiple Districts	0	Interstate		Statewide Construction	CN	\$0.00	\$0.00	\$0.00			
										Statewide Consulting	PE	\$1,080,000.00	\$120,000.00	\$1,200,000.00			
Indiana Department of Transportation	1297115	Init.	VA VARI	ITS Program Contracted Services	Software License for Statewide ATMS for FY 17	Multiple Districts	0	Interstate		Statewide Construction	CN	\$0.00	\$0.00		\$0.00		
										Statewide Consulting	PE	\$1,080,000.00	\$120,000.00		\$1,200,000.00		
Indiana Department of Transportation	1297113	Init.	VA VARI	ITS Program Contracted Services	Statewide TMC Dispatcher Operations contract for FY 17	Multiple Districts	0	Interstate		Statewide Construction	CN	\$0.00	\$0.00		\$0.00		
										Statewide Consulting	PE	\$1,170,000.00	\$130,000.00		\$1,300,000.00		
Indiana Department of Transportation	1297116	Init.	VA VARI	ITS Operations And Maintenance Contracts	Statewide O&M fee for CARS (Condition Acquisition & Reporting System) for FY 17	Multiple Districts	0	Multiple		Statewide Consulting	PE	\$184,000.00	\$46,000.00		\$230,000.00		
										Statewide Construction	CN	\$0.00	\$0.00		\$0.00		
Indiana Department of Transportation	1298507	Init.	VA VARI	Other Type Project (Miscellaneous)	Consultant Shop Plan Review Services 2014-2018	Multiple Districts	0	STP		Bridge Construction	CN	\$0.00	\$0.00	\$0.00			
										Bridge Consulting	PE	\$200,000.00	\$50,000.00	\$250,000.00			
Indiana Department of Transportation	1297948	Init.	VA 1019	Curve Sign and Marking Visibility Improvements	Various locations within the Fort Wayne District	Fort Wayne	0	Multiple		Safety Construction	CN	\$268,000.00	\$67,000.00			\$335,000.00	
Indiana Department of Transportation	1297947	Init.	I 69	Install New Cable Rail Barriers	I-69 Various Locations - RP 278.50 - 300.75, RP 334.93 - 343.00	Fort Wayne	64.465	Interstate		Safety Consulting	PE	\$54,000.00	\$6,000.00	\$60,000.00			
										Safety Construction	CN	\$2,981,700.00	\$331,300.00			\$3,313,000.00	
Indiana Department of Transportation	1298632	Init.	SR 7	Other Intersection Improvement	Intersection of SR 3 to US 31	Seymour	13.774	STP		Safety ROW	RW	\$128,000.00	\$32,000.00		\$160,000.00		

*Estimated Costs left to Complete Project column is for costs that may extend beyond the four years of a STIP. This column is not fiscally constrained and is for information purposes.

Indiana Department of Transportation (INDOT)
 State Preservation and Local Initiated Projects FY 2016 - 2019

SPONSOR	DES	STIP NAME	ROUTE	WORK TYPE	LOCATION	DISTRICT	MILES	FEDERAL CATEGORY	Estimated Cost left to Complete Project*	PROGRAM	PHASE	FEDERAL	MATCH	2016	2017	2018	2019
Indiana Department of Transportation	1298632	Init.	SR 7	Other Intersection Improvement	Intersection of SR 3 to US 31	Seymour	13.774	STP		Safety Construction	CN	\$724,084.80	\$181,021.20		\$73,000.00	\$832,106.00	
Indiana Department of Transportation	1298617	Init.	SR 262	Slide Correction	3.9 miles S of US 50	Seymour	.895	STP		Road ROW	RW	\$32,000.00	\$8,000.00	\$40,000.00			
										Road Construction	CN	\$662,076.80	\$165,519.20		\$20,000.00	\$807,596.00	
Lafayette CityBus	1382372	Init.	MS TRST	Transit Operating	CY 2017 Operating	Crawfordsville	0	Transit		Transit	PE	\$1,080,000.00	\$0.00	\$1,080,000.00			
										100% Local Funds	PE	\$0.00	\$6,286,093.00	\$6,286,093.00			
Lafayette CityBus	1382373	Init.	MS TRST	Transit Operating	CY 2017 Operating	Crawfordsville	0	Transit		Transit	PE	\$1,120,000.00	\$0.00		\$1,120,000.00		
										100% Local Funds	PE	\$0.00	\$6,493,520.00		\$6,493,520.00		
Indiana Department of Transportation	1297988	Init.	US 31	HMA Overlay, Functional	US 31; from N jct US 35 to SR 18 (District Line)	Greenfield	2.129	NHPP		Road Construction	CN	\$2,221,277.60	\$555,319.40			\$2,776,597.00	
Indiana Department of Transportation	1298230	Init.	I 74	Install New Cable Rail Barriers	I-74; from I-465 to Eastern District Line	Greenfield	30.171	Interstate		Safety Construction	CN	\$2,913,645.60	\$323,738.40			\$3,237,384.00	
Indiana Department of Transportation	1298317	Init.	VA VARI	Curve Sign and Marking Visibility Improvements	Various; Various routes in Greenfield District	Greenfield	0	Multiple		Safety Construction	CN	\$262,452.00	\$65,613.00			\$328,065.00	
Indiana Department of Transportation	1382656	Init.	I 65	HMA Overlay, Functional	From 4.59 mi S of SR 28 to 3.44 mi S of SR 38	Crawfordsville	11.77	Interstate		Road Consulting	PE	\$18,000.00	\$2,000.00	\$20,000.00			
										Road Construction	CN	\$10,746,000.00	\$1,194,000.00			\$11,940,000.00	
Indiana Department of Transportation	1297942	Init.	VA VARI	Other Type Project (Miscellaneous)	Placeholder for FY 2016 District Discretionary Funds - FW	Fort Wayne	0	STP		District Other Consulting	PE	\$364,000.00	\$91,000.00	\$455,000.00			
										District Other Construction	CN	\$634,256.00	\$158,564.00	\$792,820.00			
Indiana Department of Transportation	1297945	Init.	VA VARI	Other Type Project (Miscellaneous)	Placeholder for FY 2017 District Discretionary Funds - FW	Fort Wayne	0	STP		District Other Consulting	PE	\$400,000.00	\$100,000.00		\$500,000.00		
										District Other Construction	CN	\$2,000,000.00	\$500,000.00		\$2,500,000.00		
Indiana Department of Transportation	1297963	Init.	SP VARI	Institution & Park Road Maintenance	Placeholder FY-16 DNR/Institutional Road Projects within the LaPorte District	LaPorte	0	STP		DNR/INST Construction	CN	\$30,400.00	\$7,600.00	\$38,000.00			
Indiana Department of Transportation	1297990	Init.	VA 1019	Other Type Project (Miscellaneous)	Placeholder for FY16 District Discretionary	LaPorte	0	Multiple		District Other Construction	CN	\$346,815.20	\$86,703.80	\$433,519.00			

*Estimated Costs left to Complete Project column is for costs that may extend beyond the four years of a STIP. This column is not fiscally constrained and is for information purposes.

Indiana Department of Transportation (INDOT)
 State Preservation and Local Initiated Projects FY 2016 - 2019

SPONSOR	DES	STIP NAME	ROUTE	WORK TYPE	LOCATION	DISTRICT	MILES	FEDERAL CATEGORY	Estimated Cost left to Complete Project*	PROGRAM	PHASE	FEDERAL	MATCH	2016	2017	2018	2019
Indiana Department of Transportation	1297990	Init.	VA 1019	Other Type Project (Miscellaneous)	Placeholder for FY16 District Discretionary	LaPorte	0	Multiple		District Other Consulting	PE	\$400,000.00	\$100,000.00	\$500,000.00			
Indiana Department of Transportation	1297388	Init.	VA VARI	Surface Treatment, PM	Placeholder for FY17 Pavement Preservation Initiative Projects	LaPorte	0	STP		Road Construction	CN	\$2,720,000.00	\$680,000.00		\$3,400,000.00		
Indiana Department of Transportation	1297964	Init.	SP VARI	Institution & Park Road Maintenance	Placeholder FY-17 DNR/Institutional Road Projects within the LaPorte District	LaPorte	0	STP		DNR/INST Construction	CN	\$332,800.00	\$83,200.00		\$416,000.00		
Indiana Department of Transportation	1297991	Init.	VA 1019	Other Type Project (Miscellaneous)	Placeholder for FY17 District Discretionary	LaPorte	0	Multiple		District Other Construction	CN	\$2,000,000.00	\$500,000.00		\$2,500,000.00		
										District Other Consulting	PE	\$400,000.00	\$100,000.00		\$500,000.00		
Indiana Department of Transportation	1297943	Init.	VA VARI	Other Type Project (Miscellaneous)	Placeholder for District Discretionary	Vincennes	0	Multiple		District Other Consulting	PE	\$234,400.00	\$58,600.00	\$293,000.00			
										District Other Construction	CN	\$1,616,800.00	\$404,200.00	\$2,021,000.00			
Indiana Department of Transportation	1297944	Init.	VA VARI	Other Type Project (Miscellaneous)	Placeholder for District Discretionary	Vincennes	0	Multiple		District Other Consulting	PE	\$400,000.00	\$100,000.00		\$500,000.00		
										District Other Construction	CN	\$1,520,000.00	\$380,000.00		\$1,900,000.00		
Indiana Department of Transportation	1172377	Init.	VA VARI	Bridge Maintenance And Repair	Placeholder for Bridge Culvert Preservation Initiative FY2016	Vincennes	0	STP		Bridge Construction	CN	\$0.00	\$0.00	\$0.00			
Indiana Department of Transportation	1297349	Init.	VA VARI	Bridge Maintenance And Repair	Placeholder for Bridge Culvert Preservation Initiative FY2017	Vincennes	0	Multiple		Bridge Construction	CN	\$0.00	\$0.00		\$0.00		
Indiana Department of Transportation	1173669	Init.	VA VARI	Surface Treatment, Microsurface	Placeholder for Pavement Preservation Initiative project - Vincennes District	Vincennes	0	STP		Road Construction	CN	\$0.00	\$0.00	\$0.00			
Indiana Department of Transportation	1297348	Init.	VA VARI	Surface Treatment, PM	Placeholder for Pavement Preservation Initiative Projects	Vincennes	0	Multiple		Road Construction	CN	\$2,720,000.00	\$680,000.00		\$3,400,000.00		
Indiana Department of Transportation	1172366	Init.	VA VARI	Bridge Maintenance And Repair	Placeholder for FY 2016 Bridge Culvert Preservation Initiative - FW	Fort Wayne	0	Multiple		Bridge Construction	CN	\$0.00	\$0.00	\$0.00			
Indiana Department of Transportation	1297379	Init.	VA VARI	Bridge Maintenance And Repair	Placeholder for FY 2017 Bridge Culvert Preservation Initiative - FW	Fort Wayne	0	Multiple		Bridge Construction	CN	\$0.00	\$0.00		\$0.00		
Indiana Department of Transportation	1297370	Init.	VA VARI	Surface Treatment, PM	Placeholder for FY 2017 Pavement Preservation Initiative Projects - FW	Fort Wayne	0	Multiple		Road Construction	CN	\$2,720,000.00	\$680,000.00		\$3,400,000.00		
Indiana Department of Natural Resources	1383361	Init.	SP Park	Institution & Park Road Maintenance	Brookville Lake & Whitewater SP, Summit Lake SP, & Wilbur Wright Preserve	Greenfield	0	STP		DNR/INST Construction	CN	\$90,000.00	\$22,500.00	\$112,500.00			
Indiana Department of Transportation	1383371	Init.	SP INST	Institution & Park Road Maintenance	Various Institutions and Parks - See Project Log	Greenfield	0	STP		DNR/INST Construction	CN	\$120,000.00	\$30,000.00		\$150,000.00		

*Estimated Costs left to Complete Project column is for costs that may extend beyond the four years of a STIP. This column is not fiscally constrained and is for information purposes.

Indiana Department of Transportation (INDOT)
 State Preservation and Local Initiated Projects FY 2016 - 2019

SPONSOR	DES	STIP NAME	ROUTE	WORK TYPE	LOCATION	DISTRICT	MILES	FEDERAL CATEGORY	Estimated Cost left to Complete Project*	PROGRAM	PHASE	FEDERAL	MATCH	2016	2017	2018	2019
Indiana Department of Transportation	1383372	Init.	SP INST	Institution & Park Road Maintenance	Various Institutions and Parks - See Project Log	Greenfield	0	STP		DNR/INST Construction	CN	\$120,000.00	\$30,000.00		\$150,000.00		
Indiana Department of Transportation	1383343	Init.	I 65	Added Travel Lanes	4.72 miles S of I-465 South Leg to 2.88 miles S of I-465 South Leg	Greenfield	2.385	Interstate		Major New - Consulting	PE	\$631,656.00	\$70,184.00	\$701,840.00			
										Major New - Construction	CN	\$1,553,835.60	\$172,648.40	\$1,726,484.00			
Indiana Department of Transportation	1383639	Init.	VA VARI	ITS Program Contracted Services	Software License for Statewide ATMS for FY 18	Multiple Districts	0	Interstate		Statewide Consulting	PE	\$1,080,000.00	\$120,000.00			\$1,200,000.00	
										Statewide Construction	CN	\$0.00	\$0.00			\$0.00	
										Mobility Construction	CN	\$0.00	\$0.00	\$0.00	\$0.00	\$0.00	\$0.00
										Mobility Consulting	PE	\$0.00	\$0.00	\$0.00	\$0.00	\$0.00	\$0.00
Indiana Department of Transportation	1383641	Init.	VA VARI	ITS Program Contracted Services	Statewide TMC Dispatcher Operations contract for FY 18	Multiple Districts	0	Interstate		Statewide Construction	CN	\$0.00	\$0.00			\$0.00	
										Statewide Consulting	PE	\$1,350,000.00	\$150,000.00			\$1,500,000.00	
										Mobility Consulting	PE	\$0.00	\$0.00	\$0.00	\$0.00	\$0.00	\$0.00
										Mobility Construction	CN	\$0.00	\$0.00	\$0.00	\$0.00	\$0.00	\$0.00
Indiana Department of Transportation	1383642	Init.	VA VARI	ITS Operations And Maintenance Contracts	Statewide O&M fee for CARS (Condition Acquisition & Reporting System) for FY 18	Multiple Districts	0	Multiple		Statewide Consulting	PE	\$220,000.00	\$55,000.00			\$275,000.00	
										Statewide Construction	CN	\$0.00	\$0.00			\$0.00	
										Mobility Consulting	PE	\$0.00	\$0.00	\$0.00	\$0.00	\$0.00	\$0.00
										Mobility Construction	CN	\$0.00	\$0.00	\$0.00	\$0.00	\$0.00	\$0.00
Indiana Department of Transportation	1172376	Init.	VA VARI	Environmental Mitigation	Placeholder for Environmental Mitigation Projects 2016	Multiple Districts	0	Multiple		Statewide Consulting	PE	\$2,129,600.00	\$532,400.00	\$2,662,000.00			
										Statewide Construction	CN	\$120,000.00	\$30,000.00	\$150,000.00			
Indiana Department of Transportation	1173056	Init.	VA VARI	Other Type Project (Miscellaneous)	Placeholder District Discretionary FY 16	Greenfield	0	Multiple		District Other Consulting	PE	\$352,000.00	\$88,000.00	\$440,000.00			

*Estimated Costs left to Complete Project column is for costs that may extend beyond the four years of a STIP. This column is not fiscally constrained and is for information purposes.

Indiana Department of Transportation (INDOT)
 State Preservation and Local Initiated Projects FY 2016 - 2019

SPONSOR	DES	STIP NAME	ROUTE	WORK TYPE	LOCATION	DISTRICT	MILES	FEDERAL CATEGORY	Estimated Cost left to Complete Project*	PROGRAM	PHASE	FEDERAL	MATCH	2016	2017	2018	2019
Indiana Department of Transportation	1173056	Init.	VA VARI	Other Type Project (Miscellaneous)	Placeholder District Discretionary FY 16	Greenfield	0	Multiple		District Other Construction	CN	\$90,070.40	\$22,517.60	\$112,588.00			
Sweetser	1383285	Init.	MS 1	Other Type Project (Miscellaneous)	Sweetser Switch Trail Ph 3 RT 13004	Fort Wayne	0	STP		Recreational Trails Program	CN	\$20,080.00	\$0.00	\$20,080.00			
Indiana Department of Transportation	1297946	Init.	VA VARI	Other Type Project (Miscellaneous)	Placeholder District Discretionary FY 17	Greenfield	0	Multiple		District Other Consulting	PE	\$400,000.00	\$100,000.00		\$500,000.00		
										District Other Construction	CN	\$1,541,638.40	\$385,409.60		\$1,927,048.00		
Indiana Department of Transportation	1172385	Init.	VA VARI	Bridge Maintenance And Repair	Placeholder for Bridge Culvert Preservation Initiative	Seymour	0	Multiple		Bridge Construction	CN	\$0.00	\$0.00	\$0.00			
Indiana Department of Transportation	1297346	Init.	VA VARI	Bridge Maintenance And Repair	BCPI Placeholder for Seymour District	Seymour	0	Multiple		Bridge Construction	CN	\$0.00	\$0.00		\$0.00		
Indiana Department of Transportation	1172378	Init.	VA VARI	Surface Treatment, PM	Placeholder for Pavement Preservation Initiative Projects	Seymour	0	Multiple		Road Construction	CN	\$0.00	\$0.00	\$0.00			
Indiana Department of Transportation	1297345	Init.	VA VARI	Surface Treatment, PM	PPI Placeholder for Seymour District	Seymour	0	Multiple		Road Construction	CN	\$2,720,000.00	\$680,000.00		\$3,400,000.00		
Indiana Department of Transportation	1173437	Init.	VA VARI	Raised Pavement Markings, Refurbished	Placeholder for Raised Pavement Markings - Seymour	Seymour	0	Multiple		Safety Construction	CN	\$0.00	\$0.00	\$0.00			
Indiana Department of Transportation	1173434	Init.	VA VARI	Traffic Signals Modernization	Placeholder for Traffic Signal Modernization Projects - Seymour	Seymour	0	Multiple		Safety Construction	CN	\$0.00	\$0.00	\$0.00			
Indiana Department of Transportation	1172387	Init.	VA VARI	Surface Treatment, PM	Placeholder FY 16 for Pavement Preservation Initiative Projects	Greenfield	0	Multiple		Road Construction	CN	\$0.00	\$0.00	\$0.00			
Indiana Department of Transportation	1173418	Init.	VA VARI	Traffic Signals Modernization	Placeholder Greenfield Signal Mod FY 16	Greenfield	0	STP		Safety Construction	CN	\$0.00	\$0.00	\$0.00			
Indiana Department of Transportation	1297581	Init.	VA VARI	Surface Treatment, PM	Placeholder FY 2017 for Pavement Preservation Initiative Projects	Greenfield	0	Multiple		Road Construction	CN	\$2,720,000.00	\$680,000.00		\$3,400,000.00		
Indiana Department of Transportation	1172371	Init.	VA VARI	Surface Treatment, PM	Placeholder for Pavement Preservation Initiative in FY 2016	Crawfordsville	0	STP		Road Construction	CN	\$0.00	\$0.00	\$0.00			
Indiana Department of Transportation	1172374	Init.	VA VARI	Bridge Maintenance And Repair	Placeholder for Bridge Culvert Preservation Initiative for FY 2016	Crawfordsville	0	STP		Bridge Construction	CN	\$0.00	\$0.00	\$0.00			
Indiana Department of Transportation	0710275	Init.	VA VARI	Bridge Inspections	Bridge Inspections for various Ohio River Bridges - Payments to KY	Multiple Districts	0	Multiple		Bridge Consulting	PE	\$160,000.00	\$40,000.00	\$100,000.00	\$100,000.00		
Indiana Department of Transportation	1297742	Init.	SP INST	Institution & Park Road Maintenance	Placeholder DNR FY 16 - Institution / Park Road Maintenance	Greenfield	0	STP		DNR/INST Construction	CN	\$0.00	\$0.00	\$0.00			
Indiana Department of Transportation	1297743	Init.	SP INST	Institution & Park Road Maintenance	Placeholder DNR FY 17 - Institution / Park Road Maintenance	Greenfield	0	STP		DNR/INST Construction	CN	\$0.00	\$0.00		\$0.00		

*Estimated Costs left to Complete Project column is for costs that may extend beyond the four years of a STIP. This column is not fiscally constrained and is for information purposes.

Indiana Department of Transportation (INDOT)
 State Preservation and Local Initiated Projects FY 2016 - 2019

SPONSOR	DES	STIP NAME	ROUTE	WORK TYPE	LOCATION	DISTRICT	MILES	FEDERAL CATEGORY	Estimated Cost left to Complete Project*	PROGRAM	PHASE	FEDERAL	MATCH	2016	2017	2018	2019
Indiana Department of Transportation	1173481	Init.	VA VARI	Other Type Project (Miscellaneous)	Placeholder for District Discretionary	Seymour	0	Multiple		District Other Consulting	PE	\$400,000.00	\$100,000.00	\$500,000.00			
										District Other Construction	CN	\$0.00	\$0.00	\$0.00			
Indiana Department of Transportation	1297101	Init.	SR 111	Relinquishments/Road Transfer	From I-265 to Clark County line at RP 24+81 to 34+15	Seymour	4.846	STP		Statewide Construction	CN	\$266,666.40	\$66,666.60	\$166,667.00	\$166,666.00		
Indiana Department of Transportation	1297950	Init.	VA 1019	Other Type Project (Miscellaneous)	Placeholder for District Discretionary	Seymour	0	Multiple		District Other Construction	CN	\$1,600,000.00	\$400,000.00		\$2,000,000.00		
										District Other Consulting	PE	\$400,000.00	\$100,000.00		\$500,000.00		
Indiana Department of Transportation	1297955	Init.	VA 1019	Other Type Project (Miscellaneous)	Placeholder for DNR projects	Seymour	0	STP		DNR/INST Construction	CN	\$0.00	\$0.00	\$0.00			
Indiana Department of Transportation	1297957	Init.	VA 1019	Other Type Project (Miscellaneous)	Placeholder for DNR projects	Seymour	0	STP		DNR/INST Construction	CN	\$332,800.00	\$83,200.00		\$416,000.00		
Indiana Department of Transportation	1297136	Init.	SR 25	Relinquishments/Road Transfer	(old SR 25) In Cass County - Carroll Cty Line to Logansport City Limits	LaPorte	6.429	NHPP		SMFR	CN	\$0.00	\$0.00	\$0.00	\$0.00	\$0.00	
Indiana Department of Transportation	1173411	Init.	VA VARI	Traffic Signals Modernization	Placeholder for Signal Modernization Projects - Vincennes	Vincennes	0	Multiple		Safety Construction	CN	\$0.00	\$0.00	\$0.00			
Indiana Department of Transportation	1172380	Init.	VA VARI	Slide Correction	Placeholder for Geologic Site Projects 2016	Multiple Districts	0	Multiple		Statewide Construction	CN	\$800,000.00	\$200,000.00	\$1,000,000.00			
Indiana Department of Transportation	1297347	Init.	VA 000C	Slide Correction	Placeholder 2017 Geologic Site Projects	Multiple Districts	0	Multiple		Statewide Construction	CN	\$800,000.00	\$200,000.00		\$1,000,000.00		
Indiana Department of Transportation	1383080	Init.	VA 1019	Other Type Project (Miscellaneous)	FY 2018 Bridge Placeholder for Short term projects	Multiple Districts	0	STP		Bridge Construction	CN	\$9,600,000.00	\$2,400,000.00			\$12,000,000.00	
Indiana Department of Transportation	1383081	Init.	VA 1019	Other Type Project (Miscellaneous)	FY 2018 Roadway Placeholder for Short term projects	Multiple Districts	0	STP		Road Construction	CN	\$0.00	\$0.00			\$0.00	
Indiana Department of Transportation	1383082	Init.	VA 1019	Other Type Project (Miscellaneous)	FY 2018 Safety Placeholder for Short term Projects	Multiple Districts	0	STP		Safety Construction	CN	\$0.00	\$0.00			\$0.00	
Indiana Department of Transportation	1383083	Init.	VA 1019	Other Type Project (Miscellaneous)	FY 2018 StateWide Placeholder for Short term Projects	Multiple Districts	0	STP		Statewide Construction	CN	\$0.00	\$0.00			\$0.00	
Indiana Department of Transportation	1383100	Init.	VA 1019	Other Type Project (Miscellaneous)	FY 2016 - 2017 PE Placeholder Design	Multiple Districts	0	STP		Statewide Consulting	PE	\$1,920,000.00	\$480,000.00	\$1,200,000.00		\$1,200,000.00	
										Statewide Construction	CN	\$0.00	\$0.00	\$0.00			
Indiana Department of Transportation	1297350	Init.	VA 000C	Environmental Mitigation	Placeholder, Environmental Mitigation FY 2017	Multiple Districts	0	Multiple		Statewide Consulting	PE	\$2,513,200.00	\$628,300.00		\$3,141,500.00		

*Estimated Costs left to Complete Project column is for costs that may extend beyond the four years of a STIP. This column is not fiscally constrained and is for information purposes.

Indiana Department of Transportation (INDOT)
 State Preservation and Local Initiated Projects FY 2016 - 2019

SPONSOR	DES	STIP NAME	ROUTE	WORK TYPE	LOCATION	DISTRICT	MILES	FEDERAL CATEGORY	Estimated Cost left to Complete Project*	PROGRAM	PHASE	FEDERAL	MATCH	2016	2017	2018	2019
Indiana Department of Transportation	1297350	Init.	VA 000C	Environmental Mitigation	Placeholder, Environmental Mitigation FY 2017	Multiple Districts	0	Multiple		Statewide Construction	CN	\$220,000.00	\$55,000.00		\$275,000.00		
Indiana Department of Transportation	1400607	Init.	VA VARI	Other Type Project (Miscellaneous)	Placeholder District Discretionary FY 18	Greenfield	0	Multiple		District Other Consulting	PE	\$400,000.00	\$100,000.00			\$500,000.00	
										District Other Construction	CN	\$2,000,000.00	\$500,000.00			\$2,500,000.00	
Indiana Department of Transportation	1400620	Init.	VA 1019	Other Type Project (Miscellaneous)	Placeholder for FY 18 District Discretionary	LaPorte	0	Multiple		District Other Construction	CN	\$2,000,000.00	\$500,000.00			\$2,500,000.00	
										District Other Consulting	PE	\$400,000.00	\$100,000.00			\$500,000.00	
Indiana Department of Transportation	1400622	Init.	VA VARI	Other Type Project (Miscellaneous)	Placeholder for District Discretionary FY 2018	Seymour	0	STP		District Other Consulting	PE	\$400,000.00	\$100,000.00			\$500,000.00	
										District Other Construction	CN	\$2,000,000.00	\$500,000.00			\$2,500,000.00	
Indiana Department of Transportation	1400629	Init.	VA VARI	Other Type Project (Miscellaneous)	Placeholder for DNR/INST FY 2018	Seymour	0	STP		DNR/INST Construction	CN	\$332,800.00	\$83,200.00			\$416,000.00	
Indiana Department of Transportation	1400630	Init.	VA 1019	Other Type Project (Miscellaneous)	Placeholder for Vincennes District Discretionary Funds for FY2018	Vincennes	0	Multiple		District Other Consulting	PE	\$400,000.00	\$100,000.00			\$500,000.00	
										District Other Construction	CN	\$2,000,000.00	\$500,000.00			\$2,500,000.00	
Indiana Department of Transportation	1400631	Init.	VA VARI	Other Type Project (Miscellaneous)	Placeholder for District Discretionary for FY 2018	Crawfordsville	0	Multiple		District Other Consulting	PE	\$400,000.00	\$100,000.00			\$500,000.00	
										District Other Construction	CN	\$2,000,000.00	\$500,000.00			\$2,500,000.00	
Indiana Department of Transportation	1297363	Init.	VA VARI	Bridge Maintenance And Repair	Placeholder for Bridge Culvert Preservation Initiative for FY 2017	Crawfordsville	0	STP		Bridge Construction	CN	\$0.00	\$0.00		\$0.00		
Indiana Department of Transportation	1400887	Init.	VA VARI	Other Type Project (Miscellaneous)	Placeholder for Seymour's Open Road Credits for FY 2016	Seymour	0	STP		Safety Construction	CN	\$0.00	\$0.00	\$0.00			
										Mobility Construction	CN	\$0.00	\$0.00	\$0.00			
										Road Construction	CN	\$0.00	\$0.00	\$0.00			
										Bridge Construction	CN	\$1,676,279.14	\$419,069.79	\$2,095,348.93			
Indiana Department of Transportation	1400888	Init.	VA VARI	Other Type Project (Miscellaneous)	Placeholder for Seymour's Open Road Credits for FY 2017	Seymour	0	STP		Bridge Construction	CN	\$538,241.60	\$134,560.40		\$672,802.00		

*Estimated Costs left to Complete Project column is for costs that may extend beyond the four years of a STIP. This column is not fiscally constrained and is for information purposes.

Indiana Department of Transportation (INDOT)
 State Preservation and Local Initiated Projects FY 2016 - 2019

SPONSOR	DES	STIP NAME	ROUTE	WORK TYPE	LOCATION	DISTRICT	MILES	FEDERAL CATEGORY	Estimated Cost left to Complete Project*	PROGRAM	PHASE	FEDERAL	MATCH	2016	2017	2018	2019
Indiana Department of Transportation	1400888	Init.	VA VARI	Other Type Project (Miscellaneous)	Placeholder for Seymour's Open Road Credits for FY 2017	Seymour	0	STP		Road Construction	CN	\$0.00	\$0.00		\$0.00		
										Safety Construction	CN	\$791,830.40	\$197,957.60		\$989,788.00		
										Mobility Construction	CN	\$0.00	\$0.00		\$0.00		
Indiana Department of Transportation	1400889	Init.	VA VARI	Other Type Project (Miscellaneous)	Placeholder for Seymour's Open Road Credits for FY 2018	Seymour	0	STP		Road Construction	CN	\$0.00	\$0.00			\$0.00	
										Bridge Construction	CN	\$0.00	\$0.00			\$0.00	
										Mobility Construction	CN	\$0.00	\$0.00			\$0.00	
										Safety Construction	CN	\$0.00	\$0.00			\$0.00	
Indiana Department of Transportation	1400894	Init.	VA 1019	Institution & Park Road Maintenance	Placeholder FY-18 DNR/Institutional Road Projects within the LaPorte District	LaPorte	0	STP		DNR/INST Construction	CN	\$332,800.00	\$83,200.00			\$416,000.00	
Indiana Department of Transportation	1400898	Init.	VA 1019	Bridge Maintenance And Repair	Placeholder for FY18 Bridge Culvert Preservation Initiative	LaPorte	0	STP		Bridge Construction	CN	\$0.00	\$0.00	\$0.00	\$0.00	\$0.00	\$0.00
Indiana Department of Transportation	1400899	Init.	VA VARI	Surface Treatment, PM	Placeholder for FY18 Pavement Preservation Initiative Projects.	LaPorte	0	Multiple		Road Construction	CN	\$0.00	\$0.00	\$0.00	\$0.00	\$0.00	\$0.00
Indiana Department of Transportation	1400901	Init.	VA VARI	Other Type Project (Miscellaneous)	Placeholder for Fort Wayne's Open Road Credits for FY 2016.	Fort Wayne	0	STP		Statewide Construction	CN	\$0.00	\$0.00	\$0.00			
										Safety Construction	CN	\$578,400.00	\$144,600.00	\$723,000.00			
										Road Construction	CN	\$353,123.60	\$88,280.90	\$441,404.50			
										Bridge Construction	CN	\$1,637,996.52	\$409,499.13	\$2,047,495.65			
										Mobility Construction	CN	\$0.00	\$0.00	\$0.00			
Indiana Department of Transportation	1400902	Init.	VA VARI	Other Type Project (Miscellaneous)	Placeholder for Fort Wayne's Open Road Credits for FY 2017.	Fort Wayne	0	STP		Road Construction	CN	\$0.00	\$0.00		\$0.00		
										Bridge Construction	CN	\$0.00	\$0.00		\$0.00		
										Mobility Construction	CN	\$0.00	\$0.00		\$0.00		

*Estimated Costs left to Complete Project column is for costs that may extend beyond the four years of a STIP. This column is not fiscally constrained and is for information purposes.

Indiana Department of Transportation (INDOT)
 State Preservation and Local Initiated Projects FY 2016 - 2019

SPONSOR	DES	STIP NAME	ROUTE	WORK TYPE	LOCATION	DISTRICT	MILES	FEDERAL CATEGORY	Estimated Cost left to Complete Project*	PROGRAM	PHASE	FEDERAL	MATCH	2016	2017	2018	2019
Indiana Department of Transportation	1400902	Init.	VA VARI	Other Type Project (Miscellaneous)	Placeholder for Fort Wayne's Open Road Credits for FY 2017.	Fort Wayne	0	STP		Safety Construction	CN	\$0.00	\$0.00		\$0.00		
										Statewide Construction	CN	\$0.00	\$0.00		\$0.00		
										Bridge Construction	CN	\$0.00	\$0.00			\$0.00	
Indiana Department of Transportation	1400903	Init.	VA VARI	Other Type Project (Miscellaneous)	Placeholder for Fort Wayne's Open Road Credits for FY 2018.	Fort Wayne	0	STP		Mobility Construction	CN	\$0.00	\$0.00			\$0.00	
										Safety Construction	CN	\$0.00	\$0.00			\$0.00	
										Statewide Construction	CN	\$0.00	\$0.00			\$0.00	
										Road Construction	CN	\$0.00	\$0.00			\$0.00	
										Mobility Construction	CN	\$0.00	\$0.00		\$0.00		
Indiana Department of Transportation	1400912	Init.	VA VARI	Other Type Project (Miscellaneous)	Placeholder for Vincennes Open Road Credits for FY 2016	Vincennes	0	STP		Safety Construction	CN	\$0.00	\$0.00	\$0.00			
										Bridge Construction	CN	\$1,713,376.00	\$428,344.00	\$2,141,720.00			
										Road Construction	CN	\$0.00	\$0.00	\$0.00			
										Mobility Construction	CN	\$0.00	\$0.00		\$0.00		
										Safety Construction	CN	\$0.00	\$0.00		\$0.00		
Indiana Department of Transportation	1400913	Init.	VA VARI	Other Type Project (Miscellaneous)	Placeholder for Vincennes Open Road Credits for FY 2017	Vincennes	0	STP		Bridge Construction	CN	\$85,600.00	\$21,400.00		\$107,000.00		
										Road Construction	CN	\$0.00	\$0.00		\$0.00		
										Mobility Construction	CN	\$0.00	\$0.00			\$0.00	
										Safety Construction	CN	\$0.00	\$0.00			\$0.00	
Indiana Department of Transportation	1400914	Init.	VA VARI	Other Type Project (Miscellaneous)	Placeholder for Vincennes Open Road Credits for FY 2018	Vincennes	0	STP		Bridge Construction	CN	\$0.00	\$0.00			\$0.00	
										Mobility Construction	CN	\$0.00	\$0.00			\$0.00	
										Safety Construction	CN	\$0.00	\$0.00			\$0.00	

*Estimated Costs left to Complete Project column is for costs that may extend beyond the four years of a STIP. This column is not fiscally constrained and is for information purposes.

Indiana Department of Transportation (INDOT)
 State Preservation and Local Initiated Projects FY 2016 - 2019

SPONSOR	DES	STIP NAME	ROUTE	WORK TYPE	LOCATION	DISTRICT	MILES	FEDERAL CATEGORY	Estimated Cost left to Complete Project*	PROGRAM	PHASE	FEDERAL	MATCH	2016	2017	2018	2019
Indiana Department of Transportation	1400914	Init.	VA VARI	Other Type Project (Miscellaneous)	Placeholder for Vincennes Open Road Credits for FY 2018	Vincennes	0	STP		Road Construction	CN	\$0.00	\$0.00			\$0.00	
Indiana Department of Transportation	1400915	Init.	SP Park	Institution & Park Road Maintenance	Placeholder for Vincennes DNR/Institutional Road Projects for FY2018	Vincennes	0	STP		DNR/INST Construction	CN	\$332,800.00	\$83,200.00			\$416,000.00	
Indiana Department of Transportation	1400928	Init.	VA VARI	Other Type Project (Miscellaneous)	Placeholder for LaPorte's Open Road Credits for FY 2016	LaPorte	0	STP		Road Consulting	PE	\$0.00	\$0.00	\$0.00	\$0.00	\$0.00	\$0.00
										Road Construction	CN	\$7,168,828.18	\$1,792,207.04	\$8,961,035.22			
										Road ROW	RW	\$0.00	\$0.00	\$0.00	\$0.00	\$0.00	\$0.00
Indiana Department of Transportation	1400929	Init.	VA VARI	Other Type Project (Miscellaneous)	Placeholder for LaPorte's Open Road Credits for FY 2017	LaPorte	0	STP		Road Construction	CN	\$2,737,725.70	\$684,431.43		\$3,422,157.13		
Indiana Department of Transportation	1400930	Init.	VA VARI	Other Type Project (Miscellaneous)	Placeholder for LaPorte's Open Road Credits for FY 2018	LaPorte	0	STP		Road Construction	CN	\$0.00	\$0.00			\$0.00	
Indiana Department of Transportation	1383183	Init.	MS MIS	Other Type Project (Miscellaneous)	Helpers Program for Local Roads and Streets	Multiple Districts	0	STP		Safety Consulting	PE	\$603,000.00	\$150,750.00	\$251,250.00	\$251,250.00	\$251,250.00	
										Safety Construction	CN	\$0.00	\$0.00	\$0.00	\$0.00	\$0.00	
Indiana Department of Transportation	1400960	Init.	VA VARI	Other Type Project (Miscellaneous)	Placeholder for Greenfield's Open Road Credits for FY 2017	Greenfield	0	STP		Safety Construction	CN	\$210,408.00	\$52,602.00		\$263,010.00		
										Road Construction	CN	\$0.00	\$0.00		\$0.00		
										Mobility Construction	CN	\$0.00	\$0.00		\$0.00		
										Bridge Construction	CN	\$391,464.00	\$97,866.00		\$489,330.00		
Indiana Department of Transportation	1400961	Init.	VA VARI	Other Type Project (Miscellaneous)	Placeholder for Greenfield's Open Road Credits for FY 2018	Greenfield	0	STP		Mobility Construction	CN	\$0.00	\$0.00			\$0.00	
										Bridge Construction	CN	\$0.00	\$0.00			\$0.00	
										Safety Construction	CN	\$0.00	\$0.00			\$0.00	
										Road Construction	CN	\$0.00	\$0.00			\$0.00	
Indiana Department of Transportation	1400964	Init.	SP Park	Institution & Park Road Maintenance	Placeholder FY18 DNR/Institutional Road Projects within the Fort Wayne District	Fort Wayne	0	STP		DNR/INST Construction	CN	\$332,800.00	\$83,200.00			\$416,000.00	

*Estimated Costs left to Complete Project column is for costs that may extend beyond the four years of a STIP. This column is not fiscally constrained and is for information purposes.

Indiana Department of Transportation (INDOT)
 State Preservation and Local Initiated Projects FY 2016 - 2019

SPONSOR	DES	STIP NAME	ROUTE	WORK TYPE	LOCATION	DISTRICT	MILES	FEDERAL CATEGORY	Estimated Cost left to Complete Project*	PROGRAM	PHASE	FEDERAL	MATCH	2016	2017	2018	2019
Indiana Department of Transportation	1298030	Init.	VA VARI	Other Type Project (Miscellaneous)	Placeholder for District Discretionary for FY 2016	Crawfordsville	0	Multiple		District Other Construction	CN	\$1,480,800.00	\$370,200.00	\$1,851,000.00			
										District Other Consulting	PE	\$290,400.00	\$72,600.00	\$363,000.00			
Indiana Department of Transportation	1298031	Init.	VA VARI	Other Type Project (Miscellaneous)	Placeholder for District Discretionary for FY 2017	Crawfordsville	0	Multiple		District Other Consulting	PE	\$400,000.00	\$100,000.00		\$500,000.00		
										District Other Construction	CN	\$273,600.00	\$68,400.00		\$342,000.00		
Indiana Department of Transportation	1297362	Init.	VA VARI	Surface Treatment, PM	Placeholder for Pavement Preservation Initiative for FY 2017	Crawfordsville	0	STP		Road Construction	CN	\$2,720,000.00	\$680,000.00		\$3,400,000.00		
Indiana Department of Transportation	1400966	Init.	VA VARI	Other Type Project (Miscellaneous)	Placeholder for Crawfordsville's Open Road credits for FY 2016	Crawfordsville	0	Multiple		Road Construction	CN	\$1,780,311.67	\$445,077.92	\$2,225,389.59			
Indiana Department of Transportation	1400967	Init.	VA VARI	Other Type Project (Miscellaneous)	Placeholder for Crawfordsville's Open Road credits for FY 2017	Crawfordsville	0	Multiple		Road Construction	CN	\$185,600.00	\$46,400.00		\$232,000.00		
Indiana Department of Transportation	1400968	Init.	VA VARI	Other Type Project (Miscellaneous)	Placeholder for Crawfordsville's Open Road credits for FY 2018	Crawfordsville	0	Multiple		Road Construction	CN	\$0.00	\$0.00			\$0.00	
Indiana Department of Transportation	1401012	Init.	VA VARI	Raised Pavement Markings, Refurbished	RPM's at various locations on I-65, I-74, I-265, I-64, US 31, and I-275	Seymour	0	STP		Safety Construction	CN	\$160,800.00	\$40,200.00	\$201,000.00			
Indiana Department of Transportation	1383503	Init.	SR 26	HMA Overlay, Functional	From I-69 to 1.18 Miles West of SR 3 (West Limits Hartford City)	Fort Wayne	10.307	STP		Road Construction	CN	\$2,656,983.20	\$664,245.80				\$3,321,229.00
Indiana Department of Transportation	1401066	Init.	VA VARI	Other Type Project (Miscellaneous)	Placeholder for Greenfield's Open Road Credits for FY 2016	Greenfield	0	STP		Safety Construction	CN	\$164,000.00	\$41,000.00	\$205,000.00			
										Road Construction	CN	\$1,288,615.20	\$322,153.80	\$1,610,769.00			
										Bridge Construction	CN	\$15,646,286.40	\$3,911,571.60	\$19,557,858.00			
										Mobility Construction	CN	\$0.00	\$0.00	\$0.00			
Indiana Department of Transportation	1297679	Init.	SP Park	Institution & Park Road Maintenance	Placeholder for DNR/Institutional Projects in FY 2017	Crawfordsville	0	STP		DNR/INST Construction	CN	\$320,000.00	\$80,000.00		\$400,000.00		
Indiana Department of Transportation	1297678	Init.	SP Park	Institution & Park Road Maintenance	Placeholder for DNR/Institutional Projects in FY 2016	Crawfordsville	0	STP		DNR/INST Construction	CN	\$320,000.00	\$80,000.00	\$400,000.00			
Indiana Cities	1400211	Init.	VA VARI	Slide Correction	US 150 at RP113.73, RP 116.18, RP 119.90, RP 143.30 and RP 122+80	Vincennes	0	Multiple		Road Construction	CN	\$665,600.00	\$166,400.00				\$832,000.00
										Road ROW	RW	\$24,800.00	\$6,200.00			\$31,000.00	

*Estimated Costs left to Complete Project column is for costs that may extend beyond the four years of a STIP. This column is not fiscally constrained and is for information purposes.

Indiana Department of Transportation (INDOT)
 State Preservation and Local Initiated Projects FY 2016 - 2019

SPONSOR	DES	STIP NAME	ROUTE	WORK TYPE	LOCATION	DISTRICT	MILES	FEDERAL CATEGORY	Estimated Cost left to Complete Project*	PROGRAM	PHASE	FEDERAL	MATCH	2016	2017	2018	2019
Indiana Cities	1400211	Init.	VA VARI	Slide Correction	US 150 at RP113.73, RP 116.18, RP 119.90, RP 143.30 and RP 122+80	Vincennes	0	Multiple		Road Consulting	PE	\$146,400.00	\$36,600.00	\$183,000.00			
Indiana Department of Transportation	1401157	Init.	VA VARI	Centerline & Edge Line Rumble Stripes Installation	Various locations in Seymour District on SR 64, SR62, US150, SR46, US50 & SR7	Seymour	0	STP		Safety Construction	CN	\$587,200.00	\$146,800.00	\$734,000.00			
Indiana Department of Transportation	1401180	Init.	VA VARI	Traffic Signal Visibility Improvements	Various locations on SR 46 in Monroe Co, and US 31 in Johnson and Bartholomew Co	Seymour	0	STP		Safety Construction	CN	\$580,000.00	\$0.00	\$580,000.00			
Indiana Department of Transportation	1401209	Init.	VA VARI	Un-Signalized Intersection Sign & Marking Visibility Imp	Various locations in the Seymour District	Seymour	0	STP		Safety Construction	CN	\$96,000.00	\$24,000.00	\$120,000.00			
Indiana Department of Transportation	1401265	Init.	SR 37	Surface Treatment, Ultrathin Bonded Wearing Course	From SR 28 to SR 26	Greenfield	11.741	STP		Road Construction	CN	\$1,196,807.20	\$299,201.80	\$1,496,009.00			
Indiana Department of Transportation	1401339	Init.	VA VARI	Other Type Project (Miscellaneous)	Placeholder for Greenfield's Open Road Credits for FY 2019	Greenfield	0	STP		Safety Construction	CN	\$0.00	\$0.00				\$0.00
										Mobility Construction	CN	\$0.00	\$0.00				\$0.00
										Road Construction	CN	\$0.00	\$0.00				\$0.00
										Bridge Construction	CN	\$0.00	\$0.00				\$0.00
Indiana Department of Transportation	1401373	Init.	VA VARI	Raised Pavement Markings, Refurbished	2016 RPM- Various Routes in Greenfield District	Greenfield	0	Multiple		Safety Construction	CN	\$161,467.20	\$40,366.80	\$201,834.00			
Indiana Department of Transportation	1401341	Init.	SR 229	Concrete Pavement Restoration (CPR)	From SR 46 to 0.1 mile north of I-74	Seymour	.284	STP		Road Construction	CN	\$292,800.00	\$73,200.00	\$366,000.00			
Indiana Department of Transportation	1401080	Init.	VA 000C	Other Type Project (Miscellaneous)	FY 2019 Bridge Placeholder for Short term projects	Multiple Districts	0	STP		Bridge Construction	CN	\$91,200,000.00	\$22,800,000.00				\$114,000,000.00
Indiana Department of Transportation	1401081	Init.	VA 000C	Other Type Project (Miscellaneous)	FY 2019 Roadway Placeholder for Short term projects	Multiple Districts	0	STP		Road Construction	CN	\$121,600,000.00	\$30,400,000.00				\$152,000,000.00
Indiana Department of Transportation	1401082	Init.	VA 000C	Other Type Project (Miscellaneous)	FY 2019 Safety Placeholder for Short term Projects	Multiple Districts	0	STP		Safety Construction	CN	\$10,400,000.00	\$2,600,000.00				\$13,000,000.00
Indiana Department of Transportation	0901832	Init.	MS MIS	Weigh Stations Constr./Reconstr.	Various locations along I-65, I-70, I-69, and I-74	Multiple Districts	0	Interstate		Statewide Construction	CN	\$76,500.00	\$8,500.00	\$85,000.00			
Indiana Department of Transportation	1173877	Init.	MS MISC	Weigh Stations Constr./Reconstr.	Multiple Weigh Station locations in the state. Statewide PM contract for W/S	Multiple Districts	0	Interstate		Statewide Construction	CN	\$90,000.00	\$10,000.00		\$100,000.00		
Indiana Department of Transportation	1401057	Init.	MS 1	Other Type Project (Miscellaneous)	Placeholder for FY 2019 ITS Needs	Multiple Districts	0	Multiple		Statewide Construction	CN	\$2,400,000.00	\$600,000.00				\$3,000,000.00
Indiana Department of Transportation	1401083	Init.	VA 000C	Other Type Project (Miscellaneous)	FY 2019 StateWide Placeholder for Short term Projects	Multiple Districts	0	STP		Statewide Construction	CN	\$0.00	\$0.00				\$0.00

*Estimated Costs left to Complete Project column is for costs that may extend beyond the four years of a STIP. This column is not fiscally constrained and is for information purposes.

SPONSOR	DES	STIP NAME	ROUTE	WORK TYPE	LOCATION	DISTRICT	MILES	FEDERAL CATEGORY	Estimated Cost left to Complete Project*	PROGRAM	PHASE	FEDERAL	MATCH	2016	2017	2018	2019
---------	-----	-----------	-------	-----------	----------	----------	-------	------------------	--	---------	-------	---------	-------	------	------	------	------

Various County Total

Federal: \$510,634,473.91 Match :\$128,037,814.11 2016: \$165,962,361.89 2017: \$122,131,300.13 2018: \$63,358,498.00 2019: \$287,220,128.00

*Estimated Costs left to Complete Project column is for costs that may extend beyond the four years of a STIP. This column is not fiscally constrained and is for information purposes.

Indiana Department of Transportation (INDOT)
 State Preservation and Local Initiated Projects FY 2016 - 2019

SPONSOR	DES	STIP NAME	ROUTE	WORK TYPE	LOCATION	DISTRICT	MILES	FEDERAL CATEGORY	Estimated Cost left to Complete Project*	PROGRAM	PHASE	FEDERAL	MATCH	2016	2017	2018	2019
Vermillion County																	
Indiana Department of Transportation	1400463	Init.	SR 163	Repair Or Replace Joints	Bridge over Brouilletts Creek, 1.18 mi N of SR 71	Crawfordsville	0	STP		Bridge Construction	CN	\$0.00	\$0.00	\$0.00			
Indiana Department of Transportation	1400492	Init.	I 74	Repair Or Replace Joints	Rileysburg Road over I-74, 3.92 mi W of SR 63	Crawfordsville	0	Interstate		Bridge Construction	CN	\$0.00	\$0.00	\$0.00			
Indiana Department of Transportation	1400506	Init.	I 74	Repair Or Replace Joints	Andy Johnson Road over I-74, 2.01 mi W of SR 63	Crawfordsville	0	Interstate		Bridge Construction	CN	\$0.00	\$0.00	\$0.00			
Indiana Department of Transportation	1400507	Init.	I 74	Repair Or Replace Joints	Old SR 63/CR 200E over I-74, 0.99 mi E of SR 63	Crawfordsville	0	Interstate		Bridge Construction	CN	\$0.00	\$0.00	\$0.00			
Indiana Department of Transportation	1400508	Init.	I 74	Repair Or Replace Joints	WB Bridge over Wabash River, 2.38 mi E of SR 63	Crawfordsville	0	Interstate		Bridge Construction	CN	\$0.00	\$0.00	\$0.00			
Indiana Department of Transportation	1400527	Init.	SR 63	Bridge Maintenance And Repair	NB Bridge over Feather Creek, 1.31 mi N of SR 163	Crawfordsville	0	NHPP		Bridge Construction	CN	\$0.00	\$0.00	\$0.00			
Indiana Department of Transportation	1400528	Init.	SR 63	Bridge Maintenance And Repair	SB Bridge over Feather Creek, 1.31 mi N of SR 163	Crawfordsville	0	NHPP		Bridge Construction	CN	\$0.00	\$0.00	\$0.00			
Indiana Department of Transportation	0400342	Init.	SR 63	Bridge Deck Overlay	SB exit ramp BR over Little Raccoon Creek, 0.39 mi N of US 36	Crawfordsville	0	NHPP		Bridge Consulting	PE	\$48,000.00	\$12,000.00	\$60,000.00			
										Bridge Construction	CN	\$779,200.00	\$194,800.00		\$974,000.00		
Indiana Department of Transportation	1296018	Init.	SR 32	Bridge Deck Overlay	1.19 mi E of SR 63 over Wabash River	Crawfordsville	0	STP		Bridge Construction	CN	\$527,200.00	\$131,800.00	\$659,000.00			
Indiana Department of Transportation	1296020	Init.	US 36	Bridge Deck Overlay	0.07 mi W of SR63 over Little Raccoon Creek	Crawfordsville	0	NHPP		Bridge Construction	CN	\$309,600.00	\$77,400.00	\$387,000.00			
Indiana Department of Transportation	1006358	Init.	SR 71	Small Structure Pipe Lining	1.09 mi S of US 36	Crawfordsville	0	STP		Bridge Construction	CN	\$56,800.00	\$14,200.00	\$71,000.00			
Indiana Department of Transportation	1296173	Init.	SR 63	Small Structure Pipe Lining	2.44 mi N of SR 32	Crawfordsville	0	NHPP		Bridge Construction	CN	\$28,000.00	\$7,000.00	\$35,000.00			
Indiana Department of Transportation	1296351	Init.	US 36	Bridge Deck Replacement	1.79 mi E of SR 63 over Wabash River	Crawfordsville	0	STP		Bridge Construction	CN	\$3,458,400.00	\$864,600.00		\$4,323,000.00		
										Bridge ROW	RW	\$0.00	\$0.00	\$0.00	\$0.00	\$0.00	\$0.00
Indiana Department of Transportation	1298381	Init.	US 36	Small Structure Pipe Lining	0.52 mi E of SR 63	Crawfordsville	0	STP		Bridge Construction	CN	\$76,000.00	\$19,000.00			\$95,000.00	
										Bridge ROW	RW	\$8,000.00	\$2,000.00		\$10,000.00		
Indiana Department of Transportation	1298438	Init.	SR 63	Small Structure Pipe Lining	3.09 mi S of SR 71	Crawfordsville	0	NHPP		Bridge ROW	RW	\$8,000.00	\$2,000.00		\$10,000.00		

*Estimated Costs left to Complete Project column is for costs that may extend beyond the four years of a STIP. This column is not fiscally constrained and is for information purposes.

Indiana Department of Transportation (INDOT)
 State Preservation and Local Initiated Projects FY 2016 - 2019

SPONSOR	DES	STIP NAME	ROUTE	WORK TYPE	LOCATION	DISTRICT	MILES	FEDERAL CATEGORY	Estimated Cost left to Complete Project*	PROGRAM	PHASE	FEDERAL	MATCH	2016	2017	2018	2019
Indiana Department of Transportation	1298438	Init.	SR 63	Small Structure Pipe Lining	3.09 mi S of SR 71	Crawfordsville	0	NHPP		Bridge Construction	CN	\$89,600.00	\$22,400.00			\$112,000.00	
Indiana Department of Transportation	1298332	Init.	SR 32	New Br, Pipe Arch Or Culvert	.71 mi E of IN/IL State Line	Crawfordsville	0	STP		Bridge ROW	RW	\$20,000.00	\$5,000.00		\$25,000.00		
										Bridge Consulting	PE	\$16,000.00	\$4,000.00	\$20,000.00			
										Bridge Construction	CN	\$379,200.00	\$94,800.00			\$474,000.00	
Indiana Department of Transportation	1298389	Init.	SR 63	Bridge Deck Replacement	SB Bridge over Vermillion River, 0.62 mi N of SR 234	Crawfordsville	0	NHPP		Bridge Construction	CN	\$1,659,200.00	\$414,800.00			\$2,074,000.00	
										Bridge Consulting	PE	\$0.00	\$0.00	\$0.00	\$0.00	\$0.00	\$0.00
Indiana Department of Transportation	1298390	Init.	SR 163	Bridge Deck Replacement & Widening	Bridge over Wabash River, 1.00 mi S of US 41	Crawfordsville	0	STP		Bridge ROW	RW	\$16,000.00	\$4,000.00		\$20,000.00		
										Bridge Consulting	PE	\$164,100.00	\$41,025.00	\$205,125.00			
										Bridge Construction	CN	\$5,039,200.00	\$1,259,800.00			\$6,299,000.00	
Vermillion County	1382088	Init.	VA VARI	Bridge Inspections	Vermillion County bridge Inspections	Crawfordsville	0	Multiple		Local Bridge Program	CN	\$0.00	\$0.00	\$0.00	\$0.00	\$0.00	\$0.00
										Local Bridge Program	PE	\$6,560.00	\$0.00	\$6,560.00			
										100% Local Funds	PE	\$0.00	\$1,640.00	\$1,640.00			
Indiana Department of Transportation	0900190	Init.	US 36	HMA Overlay, Preventive Maintenance	From Illinois/Indiana state line to 1.70 Miles E of SR 63 (Wabash River Bridge)	Crawfordsville	8.578	NHPP		Road Construction	CN	\$1,758,400.00	\$439,600.00		\$2,198,000.00		
Indiana Department of Transportation	1401672	Init.	US 36	Bridge Thin Deck Overlay	Bridge over Buck Creek, 1.76 mi W of SR 63	Crawfordsville	0	NHPP		Bridge Construction	CN	\$95,120.00	\$23,780.00		\$118,900.00		
Indiana Department of Transportation	1401673	Init.	US 36	Bridge Thin Deck Overlay	Bridge over CR 500S & CSX Trans Inc RR, 1.64 mi W of SR 63	Crawfordsville	0	NHPP		Bridge Construction	CN	\$161,440.00	\$40,360.00		\$201,800.00		
Indiana Department of Transportation	1401674	Init.	US 36	Bridge Maintenance And Repair	Bridge over CSX Trans Inc RR, 1.24 mi E of SR 63	Crawfordsville	0	STP		Bridge Construction	CN	\$27,280.00	\$6,820.00		\$34,100.00		
Indiana Department of Transportation	1400543	Init.	SR 63	Debris Removal From Channel	Bridge over Vermillion River, 0.50 mi N of SR 234	Crawfordsville	0	NHPP		Bridge Construction	CN	\$58,400.00	\$14,600.00	\$73,000.00			
Vermillion County	1400802	Init.	IR 1015	Br Repl, Comp. Cont. Conc. Construction	Br. #80, CR 325 W over Whippoorwill Branch	Crawfordsville	.152	STP		100% Local Funds	PE	\$0.00	\$0.00	\$0.00	\$0.00	\$0.00	\$0.00

*Estimated Costs left to Complete Project column is for costs that may extend beyond the four years of a STIP. This column is not fiscally constrained and is for information purposes.

Indiana Department of Transportation (INDOT)
 State Preservation and Local Initiated Projects FY 2016 - 2019

SPONSOR	DES	STIP NAME	ROUTE	WORK TYPE	LOCATION	DISTRICT	MILES	FEDERAL CATEGORY	Estimated Cost left to Complete Project*	PROGRAM	PHASE	FEDERAL	MATCH	2016	2017	2018	2019
Vermillion County	1400802	Init.	IR 1015	Br Repl, Comp. Cont. Conc. Construction	Br. #80, CR 325 W over Whippoorwill Branch	Crawfordsville	.152	STP		Local Bridge Program	RW	\$28,000.00	\$0.00		\$28,000.00		
										Local Bridge Program	PE	\$0.00	\$0.00	\$0.00	\$0.00	\$0.00	\$0.00
										100% Local Funds	CN	\$0.00	\$218,736.00			\$218,736.00	
										Local Bridge Program	CN	\$776,264.00	\$0.00			\$776,264.00	
										100% Local Funds	RW	\$0.00	\$7,000.00		\$7,000.00		
Clinton	1400868	Init.	ST 1001	Bike/Pedestrian Facilities	Sidewalk improvements near Central Elementary School (SRTS)	Crawfordsville	.47	STP		Local Transportation Alternatives	CN	\$224,160.00	\$0.00			\$224,160.00	
										Local Transportation Alternatives	PE	\$0.00	\$0.00	\$0.00	\$0.00	\$0.00	\$0.00
										100% Local Funds	CN	\$0.00	\$56,040.00			\$56,040.00	
										100% Local Funds	PE	\$0.00	\$0.00	\$0.00	\$0.00	\$0.00	\$0.00

Vermillion County Total
 Federal: \$15,818,124.00 Match :\$3,979,201.00 2016: \$1,518,325.00 2017: \$7,949,800.00 2018: \$10,329,200.00 2019: \$0.00

*Estimated Costs left to Complete Project column is for costs that may extend beyond the four years of a STIP. This column is not fiscally constrained and is for information purposes.

Indiana Department of Transportation (INDOT)
 State Preservation and Local Initiated Projects FY 2016 - 2019

SPONSOR	DES	STIP NAME	ROUTE	WORK TYPE	LOCATION	DISTRICT	MILES	FEDERAL CATEGORY	Estimated Cost left to Complete Project*	PROGRAM	PHASE	FEDERAL	MATCH	2016	2017	2018	2019	
Vigo County																		
Indiana Department of Transportation	1400491	Init.	I 70	Repair Or Replace Joints	I-70 WB over Robinson Road, 6.01 mi W of US 41	Crawfordsville	0	Interstate		Bridge Construction	CN	\$0.00	\$0.00	\$0.00				
Indiana Department of Transportation	1400537	Init.	I 70	Bridge Maintenance And Repair	Darwin Road over I-70, 3.44 mi W of US 41	Crawfordsville	0	Interstate		Bridge Construction	CN	\$0.00	\$0.00	\$0.00				
Indiana Department of Transportation	0800911	Init.	I 70	Bridge Deck Overlay	EB Bridge over Tabortown St., 4.22 mi E of SR 46	Crawfordsville	0	Interstate		Bridge Construction	CN	\$270,000.00	\$30,000.00	\$300,000.00				
Indiana Department of Transportation	0800912	Init.	I 70	Bridge Deck Overlay	WB Bridge over Tabortown St., 4.22 mi E of SR 46	Crawfordsville	0	Interstate		Bridge Construction	CN	\$279,000.00	\$31,000.00	\$310,000.00				
Indiana Department of Transportation	1296051	Init.	I 70	Bridge Deck Overlay	EB Bridge over Honey Creek, 3.67 mi E of SR 46	Crawfordsville	0	Interstate		Bridge Construction	CN	\$378,000.00	\$42,000.00	\$420,000.00				
Indiana Department of Transportation	1296052	Init.	I 70	Bridge Deck Overlay	WB Bridge over Honey Creek, 3.67 mi E of SR 46	Crawfordsville	0	Interstate		Bridge Construction	CN	\$387,000.00	\$43,000.00	\$430,000.00				
Indiana Department of Transportation	0900287	Init.	I 70	Bridge Deck Overlay	Frye Rd (aka Ripley Road) over I-70 EB, 2.01 mi E of SR 46	Crawfordsville	0	Interstate		Bridge Construction	CN	\$426,600.00	\$47,400.00		\$474,000.00			
Indiana Department of Transportation	0900288	Init.	I 70	Bridge Deck Overlay	Frye Rd (aka Ripley Road) over I-70 WB, 2.01 mi E of SR 46	Crawfordsville	0	Interstate		Bridge Construction	CN	\$426,600.00	\$47,400.00		\$474,000.00			
Indiana Department of Transportation	1296028	Init.	US 41	Bridge Deck Overlay	NBL, 4.58 mi N of Middle Junction of SR 63 over Otter Creek	Crawfordsville	0	NHPP		Bridge Construction	CN	\$480,800.00	\$120,200.00	\$601,000.00				
Indiana Department of Transportation	1296029	Init.	US 41	Bridge Deck Overlay	SBL, 4.58 mi N of Middle Junction SR 63 over Otter Creek	Crawfordsville	0	NHPP		Bridge Construction	CN	\$480,800.00	\$120,200.00	\$601,000.00				
Indiana Department of Transportation	1296877	Init.	VA VARI	Traffic Signal Visibility Improvements	28 locations in the Vigo County	Crawfordsville	0	Multiple		Safety Construction	CN	\$389,600.00	\$97,400.00	\$487,000.00				
Indiana Department of Transportation	1298505	Init.	SR 159	Small Structure Replacement	5.85 mi N of SR 246	Crawfordsville	0	STP		Bridge Construction	CN	\$257,600.00	\$64,400.00			\$322,000.00		
										Bridge ROW	RW	\$16,000.00	\$4,000.00		\$20,000.00			
										Bridge Consulting	PE	\$20,000.00	\$5,000.00	\$25,000.00				
Indiana Department of Transportation	1298432	Init.	SR 63	Replace Superstructure	NB Bridge over US 41 SB, 0.17 mi N of Middle Jct US 41	Crawfordsville	0	NHPP		Bridge Construction	CN	\$879,200.00	\$219,800.00			\$1,099,000.00		
										Bridge Consulting	PE	\$0.00	\$0.00	\$0.00	\$0.00	\$0.00	\$0.00	\$0.00
Indiana Department of Transportation	1382017	Init.	SR 159	Small Structure Pipe Lining	3.82mi N of SR 246	Crawfordsville	0	STP		Bridge ROW	RW	\$16,000.00	\$4,000.00	\$20,000.00				
										Bridge Construction	CN	\$64,000.00	\$16,000.00		\$80,000.00			

*Estimated Costs left to Complete Project column is for costs that may extend beyond the four years of a STIP. This column is not fiscally constrained and is for information purposes.

Indiana Department of Transportation (INDOT)
 State Preservation and Local Initiated Projects FY 2016 - 2019

SPONSOR	DES	STIP NAME	ROUTE	WORK TYPE	LOCATION	DISTRICT	MILES	FEDERAL CATEGORY	Estimated Cost left to Complete Project*	PROGRAM	PHASE	FEDERAL	MATCH	2016	2017	2018	2019
Indiana Department of Transportation	1400215	Init.	US 41	Replace Superstructure	1.77 mi N of Middle Jct of SR 63	Crawfordsville	0	NHPP		District Other Consulting	PE	\$36,000.00	\$9,000.00	\$45,000.00			
										Bridge Construction	CN	\$1,439,200.00	\$359,800.00				\$1,799,000.00
Indiana Department of Transportation	1400216	Init.	US 41	Replace Superstructure	1.77 mi N of Middle Jct of SR 63	Crawfordsville	0	NHPP		Bridge Construction	CN	\$1,439,200.00	\$359,800.00				\$1,799,000.00
Indiana Department of Transportation	1400239	Init.	I 70	Small Structure Pipe Lining	1.43 mi E of SR 46 (twin)	Crawfordsville	0	Interstate		Bridge Consulting	PE	\$4,500.00	\$500.00		\$5,000.00		
										Bridge Construction	CN	\$395,100.00	\$43,900.00				\$439,000.00
										Bridge ROW	RW	\$18,000.00	\$2,000.00		\$20,000.00		
Indiana Department of Transportation	1400242	Init.	SR 63	Bridge Deck Overlay	Northbound bridge over Wabash River, 0.73 mi N of the Middle Jct of US 41	Crawfordsville	0	NHPP		Bridge Consulting	PE	\$140,000.00	\$35,000.00	\$175,000.00			
										Bridge Construction	CN	\$5,372,000.00	\$1,343,000.00				\$6,715,000.00
Indiana Department of Transportation	1400243	Init.	SR 63	Bridge Deck Overlay	Southbound bridge over Wabash River, 0.73 mi N of the Middle Jct of US 41	Crawfordsville	0	NHPP		Bridge Construction	CN	\$5,576,800.00	\$1,394,200.00				\$6,971,000.00
Indiana Department of Transportation	1400246	Init.	SR 159	Bridge Replacement, Other Construction	5.69 mi S of SR 46	Crawfordsville	0	STP		Bridge Construction	CN	\$432,800.00	\$108,200.00				\$541,000.00
										Bridge ROW	RW	\$80,000.00	\$20,000.00		\$100,000.00		
										Bridge Consulting	PE	\$44,000.00	\$11,000.00	\$35,000.00	\$20,000.00		

Vigo County Total
 Federal: \$19,748,800.00 Match :\$4,578,200.00 2016: \$3,449,000.00 2017: \$1,193,000.00 2018: \$1,421,000.00 2019: \$18,264,000.00

*Estimated Costs left to Complete Project column is for costs that may extend beyond the four years of a STIP. This column is not fiscally constrained and is for information purposes.

Indiana Department of Transportation (INDOT)
 State Preservation and Local Initiated Projects FY 2016 - 2019

SPONSOR	DES	STIP NAME	ROUTE	WORK TYPE	LOCATION	DISTRICT	MILES	FEDERAL CATEGORY	Estimated Cost left to Complete Project*	PROGRAM	PHASE	FEDERAL	MATCH	2016	2017	2018	2019
Wabash County																	
Indiana Department of Transportation	1400291	Init.	SR 15	Debris Removal From Channel	Bridge over Eel River, 2.40 Miles North of SR 16.	Fort Wayne	0	STP		Bridge Construction	CN	\$0.00	\$0.00	\$0.00			
Indiana Department of Transportation	0301131	Init.	SR 13	Small Structure Replacement	Small Structure Over Staver Ditch, 2.25 miles N of SR 16	Fort Wayne	0	STP		Bridge Construction	CN	\$377,600.00	\$94,400.00	\$472,000.00			
Indiana Department of Transportation	0401209	Init.	SR 13	Small Structure Replacement	Small Structure Over Miller Ditch, 4.20 miles N of SR 16	Fort Wayne	0	STP		Bridge Construction	CN	\$264,000.00	\$66,000.00	\$330,000.00			
Indiana Department of Transportation	1006179	Init.	SR 13	Bridge Deck Overlay	Bridge Over Over Mississinewa River, 6.96 Miles North of SR 18.	Fort Wayne	0	STP		Bridge Construction	CN	\$1,120,000.00	\$280,000.00	\$1,400,000.00			
Wabash	1005202	Init.	ST 1001	Road Rehabilitation (3R/4R Standards)	Alber St: from SR 15 to Euclid St.	Fort Wayne	.5	STP		100% Local Funds	CN	\$0.00	\$378,500.00	\$378,500.00			
										Group III Program	CN	\$1,514,000.00	\$0.00	\$1,514,000.00			
Indiana Department of Transportation	1296423	Init.	SR 524	HMA Overlay, Preventive Maintenance	From US 24 to 3.66 Mi. S. of US 24 (the State Park Entrance).	Fort Wayne	2.28	STP		Road Construction	CN	\$637,600.00	\$159,400.00	\$797,000.00			
Indiana Department of Transportation	1297058	Init.	SR 15	Small Structure Replacement	Small Structure Over Johnson Creek, 4.19 Miles South of SR 16.	Fort Wayne	0	STP		Bridge ROW	RW	\$16,000.00	\$4,000.00	\$20,000.00			
										Bridge Construction	CN	\$345,600.00	\$86,400.00		\$432,000.00		
Indiana Department of Transportation	1297059	Init.	SR 15	Small Structure Replacement	Small Structure Over Bachelor Creek, 3.84 Miles South of SR 16.	Fort Wayne	0	STP		Bridge ROW	RW	\$16,000.00	\$4,000.00	\$20,000.00			
										Bridge Construction	CN	\$748,000.00	\$187,000.00		\$935,000.00		
Indiana Department of Transportation	1297048	Init.	SR 13	Bridge Replacement, Concrete	Bridge Over Eel River, 0.71 Miles South of SR 114.	Fort Wayne	0	STP		Bridge Construction	CN	\$1,467,200.00	\$366,800.00	\$40,000.00	\$1,794,000.00		
										Bridge ROW	RW	\$16,000.00	\$4,000.00	\$20,000.00			
Wabash County	1382115	Init.	IR 1005	Bridge Inspections	Inspection and reinspection of county bridges 20 feet and longer	Fort Wayne	0	Multiple		100% Local Funds	PE	\$0.00	\$0.00	\$0.00	\$0.00	\$0.00	\$0.00
										Local Bridge Program	PE	\$0.00	\$0.00	\$0.00	\$0.00	\$0.00	\$0.00
Indiana Department of Transportation	1400417	Init.	SR 13	Bridge Maintenance And Repair	Bridge Over Wabash River, 0.45 Miles South of SR 15.	Fort Wayne	0	NHPP		Bridge Construction	CN	\$7,680.00	\$1,920.00	\$9,600.00			
Wabash	1383415	Init.	ST 1006	Road Reconstruction (3R/4R Standards)	Alber Street: From Euclid to US24	Fort Wayne	.265	STP		100% Local Funds	CN	\$0.00	\$311,000.00		\$311,000.00		
										Group III Program	CN	\$1,244,000.00	\$0.00		\$1,244,000.00		

*Estimated Costs left to Complete Project column is for costs that may extend beyond the four years of a STIP. This column is not fiscally constrained and is for information purposes.

Indiana Department of Transportation (INDOT)
 State Preservation and Local Initiated Projects FY 2016 - 2019

SPONSOR	DES	STIP NAME	ROUTE	WORK TYPE	LOCATION	DISTRICT	MILES	FEDERAL CATEGORY	Estimated Cost left to Complete Project*	PROGRAM	PHASE	FEDERAL	MATCH	2016	2017	2018	2019
Wabash	1383415	Init.	ST 1006	Road Reconstruction (3R/4R Standards)	Alber Street: From Euclid to US24	Fort Wayne	.265	STP		100% Local Funds	RW	\$0.00	\$27,540.00	\$27,540.00			
										Group III Program	RW	\$110,160.00	\$0.00	\$110,160.00			
Indiana Department of Transportation	1383676	Init.	SR 124	Small Structure Replacement	Under CR 150W, 0.5 Miles East of SR 13.	Fort Wayne	.101	STP		Bridge Consulting	PE	\$70,800.00	\$17,700.00	\$88,500.00			
										Bridge Construction	CN	\$294,000.00	\$73,500.00			\$25,000.00	\$342,500.00
										Bridge ROW	RW	\$16,000.00	\$4,000.00		\$8,000.00	\$12,000.00	
Indiana Department of Transportation	1401467	Init.	SR 15	Debris Removal From Channel	Bridge Over Eel River, 3.57 Miles South of SR 114,	Fort Wayne	0	STP		Bridge Construction	CN	\$17,920.00	\$4,480.00		\$22,400.00		
Indiana Department of Transportation	1401470	Init.	SR 114	Debris Removal From Channel	Bridge Over Eel River, 1.66 Miles East of SR 13.	Fort Wayne	0	STP		Bridge Construction	CN	\$17,920.00	\$4,480.00		\$22,400.00		
Indiana Department of Transportation	1401551	Init.	SR 15	Bridge Maintenance And Repair	Small Structure Over Kentner Creek - 1.53 Miles North of US 24.	Fort Wayne	0	STP		Bridge Construction	CN	\$27,568.00	\$6,892.00		\$34,460.00		
Indiana Department of Transportation	1401495	Init.	SR 13	Bridge Maintenance And Repair	Bridge Bear Grass Creek, 1.35 Miles North of SR 16.	Fort Wayne	0	NHPP		Bridge Construction	CN	\$18,776.00	\$4,694.00		\$23,470.00		
Indiana Department of Transportation	1401768	Init.	SR 114	Repair Or Replace Joints	Bridge Over Eel River, 1.66 Miles East of SR 13.	Fort Wayne	0	STP		Bridge Construction	CN	\$20,272.00	\$5,068.00	\$25,340.00			

Wabash County Total

Federal: \$8,367,096.00 Match :\$2,091,774.00 2016: \$5,252,640.00 2017: \$4,826,730.00 2018: \$37,000.00 2019: \$342,500.00

*Estimated Costs left to Complete Project column is for costs that may extend beyond the four years of a STIP. This column is not fiscally constrained and is for information purposes.

Indiana Department of Transportation (INDOT)
 State Preservation and Local Initiated Projects FY 2016 - 2019

SPONSOR	DES	STIP NAME	ROUTE	WORK TYPE	LOCATION	DISTRICT	MILES	FEDERAL CATEGORY	Estimated Cost left to Complete Project*	PROGRAM	PHASE	FEDERAL	MATCH	2016	2017	2018	2019
Warren County																	
Indiana Department of Transportation	1296253	Init.	SR 263	Small Structure Pipe Lining	1.26 mi S of SR 28	Crawfordsville	0	STP		Bridge Construction	CN	\$44,800.00	\$11,200.00	\$56,000.00			
Indiana Department of Transportation	1173930	Init.	SR 26	Small Structure Pipe Lining	2.58 mi E of SR 55 N Jct	Crawfordsville	0	STP		Bridge ROW	RW	\$2,000.00	\$500.00	\$2,500.00			
										Bridge Construction	CN	\$35,200.00	\$8,800.00		\$44,000.00		
Indiana Department of Transportation	1173932	Init.	SR 263	Small Structure Pipe Lining	3.27 mi S of SR 28	Crawfordsville	0	STP		Bridge ROW	RW	\$2,000.00	\$500.00	\$2,500.00			
										Bridge Construction	CN	\$48,800.00	\$12,200.00		\$61,000.00		
Indiana Department of Transportation	0900186	Init.	SR 63	HMA Overlay, Preventive Maintenance	From 0.16 mi S of the N jct SR 263 to US 41	Crawfordsville	2.936	NHPP		Road Construction	CN	\$2,711,200.00	\$677,800.00		\$3,389,000.00		
Indiana Department of Transportation	1401676	Init.	US 41	Bridge Maintenance And Repair	Bridge over Norfolk & Southern RR, 0.17 mi S of SR 55	Crawfordsville	0	STP		Bridge Construction	CN	\$31,280.00	\$7,820.00		\$39,100.00		
Indiana Department of Transportation	1296242	Init.	SR 263	Small Structure Replacement	0.07 mi S of SR 28	Crawfordsville	0	STP		Bridge Consulting	PE	\$32,000.00	\$8,000.00	\$40,000.00			
										Bridge ROW	RW	\$48,000.00	\$12,000.00	\$60,000.00			
										Bridge Construction	CN	\$469,600.00	\$117,400.00		\$587,000.00		
Indiana Department of Transportation	1298384	Init.	US 41	Small Structure Pipe Lining	3.00 mi N of SR 63 N Jct.	Crawfordsville	0	NHPP		Bridge Construction	CN	\$179,200.00	\$44,800.00			\$224,000.00	
										Bridge ROW	RW	\$8,000.00	\$2,000.00		\$10,000.00		
Indiana Department of Transportation	1298429	Init.	US 41	Small Structure Pipe Lining	1.80 mi S of SR26	Crawfordsville	0	NHPP		Bridge Construction	CN	\$89,600.00	\$22,400.00			\$112,000.00	
										Bridge ROW	RW	\$8,000.00	\$2,000.00		\$10,000.00		
Indiana Department of Transportation	1298446	Init.	SR 63	Small Structure Pipe Lining	2.10 mi N of SR 28	Crawfordsville	0	NHPP		Bridge Construction	CN	\$201,600.00	\$50,400.00			\$252,000.00	
										Bridge ROW	RW	\$8,000.00	\$2,000.00		\$10,000.00		
Warren County	1400805	Init.	IR 1004	Bridge Rehabilitation Or Repair	Bridge #36 over Wabash River on Warren County Road 100 East	Crawfordsville	.153	STP		100% Local Funds	CN	\$0.00	\$327,001.00			\$327,001.00	
										Local Bridge Program	CN	\$1,308,004.00	\$0.00			\$1,308,004.00	

*Estimated Costs left to Complete Project column is for costs that may extend beyond the four years of a STIP. This column is not fiscally constrained and is for information purposes.

SPONSOR	DES	STIP NAME	ROUTE	WORK TYPE	LOCATION	DISTRICT	MILES	FEDERAL CATEGORY	Estimated Cost left to Complete Project*	PROGRAM	PHASE	FEDERAL	MATCH	2016	2017	2018	2019
Warren County	1400805	Init.	IR 1004	Bridge Rehabilitation Or Repair	Bridge #36 over Wabash River on Warren County Road 100 East	Crawfordsville	.153	STP		100% Local Funds	PE	\$0.00	\$0.00	\$0.00	\$0.00	\$0.00	\$0.00
										Local Bridge Program	PE	\$0.00	\$0.00	\$0.00	\$0.00	\$0.00	\$0.00
Indiana Department of Transportation	1400241	Init.	US 41	Bridge Rehab-Pipe Lining	3.15 mi S of SR 26	Crawfordsville	0	NHPP		Bridge Consulting	PE	\$8,000.00	\$2,000.00		\$10,000.00		
										Bridge Construction	CN	\$672,000.00	\$168,000.00				\$840,000.00
Indiana Department of Transportation	1400253	Init.	SR 63	Erosion Control	From SR 263 S Jct to SR 263 N Jct	Crawfordsville	12.404	NHPP		Road Consulting	PE	\$40,000.00	\$10,000.00	\$50,000.00			
										Road Construction	CN	\$1,193,600.00	\$298,400.00				\$1,492,000.00

Warren County Total

Federal: \$7,140,884.00 Match :\$1,785,221.00 2016: \$211,000.00 2017: \$4,160,100.00 2018: \$2,223,005.00 2019: \$2,332,000.00

*Estimated Costs left to Complete Project column is for costs that may extend beyond the four years of a STIP. This column is not fiscally constrained and is for information purposes.

Indiana Department of Transportation (INDOT)
 State Preservation and Local Initiated Projects FY 2016 - 2019

SPONSOR	DES	STIP NAME	ROUTE	WORK TYPE	LOCATION	DISTRICT	MILES	FEDERAL CATEGORY	Estimated Cost left to Complete Project*	PROGRAM	PHASE	FEDERAL	MATCH	2016	2017	2018	2019
Warrick County																	
Indiana Department of Transportation	1296686	Init.	I 64	Bridge Deck Overlay	Over Big Creek, 3.50 mi W of SR61	Vincennes	0	Interstate		Bridge Construction	CN	\$332,100.00	\$36,900.00	\$369,000.00			
Indiana Department of Transportation	1296688	Init.	I 64	Bridge Deck Overlay	Over Big Creek, 3.50 mi W of SR61 WBL	Vincennes	0	Interstate		Bridge Construction	CN	\$319,500.00	\$35,500.00	\$355,000.00			
Indiana Department of Transportation	0500194	Init.	PR 61	New Road Construction	From SR 62 to Millersburg Road	Vincennes	4	STP		Major New - Consulting	PE	\$14,776.00	\$3,694.00	\$18,470.00			
										Major New - ROW	RW	\$757,026.77	\$189,256.69	\$946,283.46			
										Major New - Construction	CN	\$1,268,486.40	\$317,121.60	\$1,585,608.00			
Indiana Department of Transportation	0800735	Init.	SR 68	Br Repl, Precast 3 Sided Culvert	0.12 mi W of W jct with SR 161 over Little Red Creek	Vincennes	0	STP		Bridge ROW	RW	\$14,400.00	\$3,600.00	\$18,000.00			
										Bridge Construction	PE	\$8,000.00	\$2,000.00	\$10,000.00			
										Bridge Construction	CN	\$868,000.00	\$217,000.00	\$1,085,000.00			
Indiana Department of Transportation	1173822	Init.	I 64	Bridge Deck Overlay	Over Little Red Creek, 2.65 mi W of SR 161, EB	Vincennes	0	Interstate		Bridge Construction	CN	\$279,900.00	\$31,100.00	\$311,000.00			
Indiana Department of Transportation	1173824	Init.	I 64	Bridge Deck Overlay	Over Little Red Creek, 2.65 mi W of SR 161, WB	Vincennes	0	Interstate		Bridge Construction	CN	\$263,700.00	\$29,300.00	\$293,000.00			
Indiana Department of Transportation	1296212	Init.	I 64	Bridge Deck Overlay	Over CR 600W; 3.38 mi W of SR61	Vincennes	0	Interstate		Bridge Construction	CN	\$283,500.00	\$31,500.00	\$315,000.00			
Indiana Department of Transportation	1296545	Init.	SR 62	Small Structure Replacement	0.25 mile E of W Jct of SR161	Vincennes	0	STP		Bridge Construction	CN	\$252,000.00	\$63,000.00		\$315,000.00		
										Bridge Consulting	PE	\$6,400.00	\$1,600.00	\$8,000.00			
										Bridge ROW	RW	\$32,800.00	\$8,200.00	\$41,000.00			
Indiana Department of Transportation	1296774	Init.	I 64	Bridge Deck Overlay	Over Pokeberry Creek, 1.62 mi W of SR161 EBL	Vincennes	0	Interstate		Bridge Construction	CN	\$281,700.00	\$31,300.00	\$313,000.00			
Indiana Department of Transportation	1296778	Init.	I 64	Bridge Deck Overlay	Over Pokeberry Creek, 1.62 mi W of SR161 WBL	Vincennes	0	Interstate		Bridge Construction	CN	\$281,700.00	\$31,300.00	\$313,000.00			
Indiana Department of Transportation	1296570	Init.	I 64	Small Structure Pipe Lining	2.80 Miles W of US 231, WB Ramp to SR 161 NB	Vincennes	0	Interstate		Bridge Construction	CN	\$106,200.00	\$11,800.00	\$0.00	\$118,000.00		
Indiana Department of Transportation	1296632	Init.	SR 61	Small Structure Pipe Lining	5.70 mile N of Jct of SR66	Vincennes	0	STP		Bridge ROW	RW	\$4,800.00	\$1,200.00	\$6,000.00			

*Estimated Costs left to Complete Project column is for costs that may extend beyond the four years of a STIP. This column is not fiscally constrained and is for information purposes.

Indiana Department of Transportation (INDOT)
 State Preservation and Local Initiated Projects FY 2016 - 2019

SPONSOR	DES	STIP NAME	ROUTE	WORK TYPE	LOCATION	DISTRICT	MILES	FEDERAL CATEGORY	Estimated Cost left to Complete Project*	PROGRAM	PHASE	FEDERAL	MATCH	2016	2017	2018	2019
Indiana Department of Transportation	1296632	Init.	SR 61	Small Structure Pipe Lining	5.70 mile N of Jct of SR66	Vincennes	0	STP		Bridge Construction	CN	\$306,400.00	\$76,600.00	\$0.00	\$383,000.00		
Indiana Department of Transportation	1296548	Init.	I 64	Small Structure Pipe Lining	1.98 miles E of SR61	Vincennes	0	Interstate		Bridge Construction	CN	\$192,600.00	\$21,400.00		\$214,000.00		
Indiana Department of Transportation	1296557	Init.	I 64	Small Structure Pipe Lining	3.92 mile E of Jct of SR61	Vincennes	0	Interstate		Bridge Construction	CN	\$477,900.00	\$53,100.00		\$531,000.00		
Indiana Department of Transportation	0800811	Init.	SR 62	Small Structure Replacement	0.77 mile E of SR 61	Vincennes	0	STP		Bridge ROW	RW	\$24,000.00	\$6,000.00	\$30,000.00			
										Bridge Construction	PE	\$20,000.00	\$5,000.00		\$25,000.00		
										Bridge Construction	CN	\$216,800.00	\$54,200.00		\$271,000.00		
Indiana Department of Transportation	1173355	Init.	SR 61	Bridge Deck Overlay	Over Koehler Ditch, 1.49 mile S SR62	Vincennes	0	STP		Bridge Construction	CN	\$264,800.00	\$66,200.00	\$331,000.00			
Indiana Department of Natural Resources	1298698	Init.	SP PARK	Other Type Project (Miscellaneous)	Interlake State recreation Area, OHV trails & maintenance equipment, utilities	Vincennes	0	STP		Recreational Trails Program	CN	\$100,000.00	\$0.00	\$100,000.00			
Warrick County	1297491	Init.	IR 1010	Bridge Inspections	Inspection and reinspection of bridges 20 feet and longer	Vincennes	0	STP		Local Bridge Program	PE	\$0.00	\$0.00	\$0.00	\$0.00	\$0.00	\$0.00
										Local Bridge Program	CN	\$0.00	\$0.00	\$0.00	\$0.00	\$0.00	\$0.00
										100% Local Funds	PE	\$0.00	\$0.00	\$0.00	\$0.00	\$0.00	\$0.00

Warrick County Total
 Federal: \$6,977,489.17 Match :\$1,327,872.29 2016: \$6,448,361.46 2017: \$1,857,000.00 2018: \$0.00 2019: \$0.00

*Estimated Costs left to Complete Project column is for costs that may extend beyond the four years of a STIP. This column is not fiscally constrained and is for information purposes.

Indiana Department of Transportation (INDOT)
 State Preservation and Local Initiated Projects FY 2016 - 2019

SPONSOR	DES	STIP NAME	ROUTE	WORK TYPE	LOCATION	DISTRICT	MILES	FEDERAL CATEGORY	Estimated Cost left to Complete Project*	PROGRAM	PHASE	FEDERAL	MATCH	2016	2017	2018	2019	
Washington County																		
Indiana Department of Transportation	0101535	Init.	SR 160	Br Repl, Precast 3 Sided Culvert	Bridge over Branch Middle Fork Blue River, 5.60 miles E of SR 60	Seymour	0	STP		Bridge Consulting	PE	\$64,000.00	\$16,000.00	\$80,000.00				
										Bridge Construction	CN	\$381,516.00	\$95,379.00		\$15,000.00	\$461,895.00		
										Bridge ROW	RW	\$42,400.00	\$10,600.00	\$53,000.00				
Washington County	1173265	Init.	IR 1006	Bridge Rehabilitation Or Repair	Bridge 105 on Becks Mill Road in Washington County	Seymour	0	STP		100% Local Funds	CN	\$0.00	\$148,400.00		\$148,400.00			
										Local Bridge Program	CN	\$593,600.00	\$0.00		\$593,600.00			
Indiana Department of Transportation	1296767	Init.	SR 66	Bridge Deck Overlay	Over Honey Creek, 1.00 mi W of US150	Vincennes	0	STP		Bridge Construction	CN	\$375,200.00	\$93,800.00		\$469,000.00			
Washington County	1382126	Init.	IR 1001	Bridge Inspections	Inspection and re-inspection of county bridges 20' and greater in length	Seymour	0	STP		Local Bridge Program	PE	\$0.00	\$0.00	\$0.00	\$0.00	\$0.00	\$0.00	
										100% Local Funds	PE	\$0.00	\$0.00	\$0.00	\$0.00	\$0.00	\$0.00	\$0.00
										100% Local Funds	CN	\$0.00	\$0.00	\$0.00	\$0.00	\$0.00	\$0.00	\$0.00
Indiana Department of Transportation	1298447	Init.	SR 56	Small Structure Pipe Lining	8.60 miles East of SR 135	Seymour	0	STP		Bridge Construction	CN	\$33,389.60	\$8,347.40			\$41,737.00		
										Bridge Consulting	PE	\$12,000.00	\$3,000.00	\$15,000.00				
Indiana Department of Transportation	1298287	Init.	SR 56	Small Structure Replacement	East of SR 337 and .76 mile E of District Line	Seymour	0	STP		Bridge Construction	CN	\$229,045.60	\$57,261.40			\$286,307.00		
										Bridge ROW	RW	\$29,600.00	\$7,400.00		\$37,000.00			
Salem	1382820	Init.	VA VARI	Sign Modernization (Series Of Units)	Various locations within Salem	Seymour	0	STP		Local Safety Program	CN	\$59,490.00	\$0.00	\$59,490.00				
										100% Local Funds	CN	\$0.00	\$6,789.00	\$6,789.00				
Indiana Department of Transportation	1400454	Init.	US 150	Bridge Thin Deck Overlay	4.05 miles E of SR 66 over Blue River	Seymour	0	STP		Bridge Construction	CN	\$80,000.00	\$20,000.00	\$100,000.00				
Indiana Department of Transportation	1400138	Init.	SR 39	Small Structure Replacement	1.70 miles north of SR 56	Seymour	0	STP		Bridge Consulting	PE	\$0.00	\$0.00	\$0.00				
										Bridge ROW	RW	\$12,000.00	\$3,000.00		\$15,000.00			

*Estimated Costs left to Complete Project column is for costs that may extend beyond the four years of a STIP. This column is not fiscally constrained and is for information purposes.

Indiana Department of Transportation (INDOT)
 State Preservation and Local Initiated Projects FY 2016 - 2019

SPONSOR	DES	STIP NAME	ROUTE	WORK TYPE	LOCATION	DISTRICT	MILES	FEDERAL CATEGORY	Estimated Cost left to Complete Project*	PROGRAM	PHASE	FEDERAL	MATCH	2016	2017	2018	2019
Indiana Department of Transportation	1400138	Init.	SR 39	Small Structure Replacement	1.70 miles north of SR 56	Seymour	0	STP		Bridge Construction	CN	\$256,800.00	\$64,200.00		\$24,000.00		\$297,000.00
Indiana Department of Transportation	1401459	Init.	SR 256	Bridge Thin Deck Overlay	1.92 miles east of SR 39 over Muscatatuck River	Seymour	0	STP		Bridge Construction	CN	\$66,245.60	\$16,561.40		\$82,807.00		

Washington County Total
 Federal: \$2,235,286.80 Match :\$550,738.20 2016: \$314,279.00 2017: \$1,384,807.00 2018: \$789,939.00 2019: \$297,000.00

*Estimated Costs left to Complete Project column is for costs that may extend beyond the four years of a STIP. This column is not fiscally constrained and is for information purposes.

Indiana Department of Transportation (INDOT)
 State Preservation and Local Initiated Projects FY 2016 - 2019

SPONSOR	DES	STIP NAME	ROUTE	WORK TYPE	LOCATION	DISTRICT	MILES	FEDERAL CATEGORY	Estimated Cost left to Complete Project*	PROGRAM	PHASE	FEDERAL	MATCH	2016	2017	2018	2019
Wayne County																	
Indiana Department of Transportation	1006428	Init.	SR 227	Small Structure Replacement	SR 227; at 2.339 mile North of Union / Wayne Co. Line (SS-227-89-06.31)	Greenfield	0	STP		Bridge Construction	CN	\$0.00	\$0.00		\$0.00		
										Bridge ROW	RW	\$0.00	\$0.00	\$0.00			
Indiana Department of Transportation	0013790	Init.	US 40	Pavement Replacement	From 3rd St to 11th St (EB One Way Pair)	Greenfield	.935	STP		Road ROW	RW	\$1,200.00	\$300.00	\$1,500.00			
										Road Construction	CN	\$3,719,060.00	\$929,765.00	\$0.00	\$4,648,825.00		
Indiana Department of Transportation	0100701	Init.	US 27	Pavement Replacement	From S. O St. to 0.16 mi N of N jct SR 227/121 at Sim Hodgins PKY(SB lanes only)	Greenfield	2.344	NHPP		Road Construction	CN	\$8,646,013.60	\$2,161,503.40		\$10,807,517.00		
Indiana Department of Transportation	0800932	Init.	SR 38	Bridge Deck Overlay	1.43 mile W of US 35 Nolands Branch	Greenfield	0	STP		Bridge Construction	CN	\$463,892.00	\$115,973.00		\$579,865.00		
Indiana Department of Transportation	0800940	Init.	SR 38	Br Repl, Pres.Conc.I-Beam(Simple Span)	0.53 mile W of SR 1over (Whitewater River Overflow)	Greenfield	0	STP		Bridge ROW	RW	\$16,000.00	\$4,000.00	\$20,000.00			
										Bridge Construction	CN	\$1,033,817.60	\$258,454.40		\$1,292,272.00		
Milton	0810363	Init.	ST 1014	Enhancement	Central Ave(SR 1) from South St to north edge of Milton	Greenfield	.01	STP		100% Local Funds	CN	\$0.00	\$79,000.00	\$79,000.00			
										Local Trans Enhancement Program	CN	\$184,000.00	\$0.00	\$184,000.00			
Indiana Department of Transportation	1006313	Init.	SR 1	Replace Superstructure	2.9 miles north of US 40 (over I-70)	Greenfield	0	STP		Bridge Construction	CN	\$1,279,120.80	\$319,780.20		\$1,598,901.00		
Richmond	1173174	Init.	IR 1001	New Road Construction	Extension of Manor Drive from Dillon to Catalpa, Richmond IN	Greenfield	0	STP		Group III Program	CN	\$958,496.00	\$0.00		\$958,496.00		
										100% Local Funds	CN	\$0.00	\$514,804.00		\$514,804.00		
Indiana Department of Transportation	1173388	Init.	US 40	HMA Overlay, Preventive Maintenance	From End of 1-way Pairs (11th St) to 1.32 mi W of W/B Ramps of I-70	Greenfield	2.234	STP		Road Construction	CN	\$1,107,933.60	\$276,983.40	\$1,384,917.00			
Indiana Department of Transportation	1006343	Init.	I 70	Br Repl, Cont, Pres. Conc. Blub T-Beam(SMPL)	1.42 W US 40 EB over SR 121.	Greenfield	0	Interstate		Bridge ROW	RW	\$45,000.00	\$5,000.00	\$50,000.00			
										Bridge Construction	CN	\$663,009.30	\$73,667.70		\$736,677.00		
Indiana Department of Transportation	1006345	Init.	I 70	Br Repl, Comp.Cont.Pres.Conc .Bulb T-Beam	1.42 W US 40 I-70 WB over SR 121.	Greenfield	0	Interstate		Bridge Construction	CN	\$673,348.50	\$74,816.50		\$748,165.00		
Indiana Department of Transportation	1173387	Init.	US 35	HMA Overlay, Functional	From I-70 to US 35/SR 38 split	Greenfield	.852	STP		Road Construction	CN	\$578,418.40	\$144,604.60		\$723,023.00		

*Estimated Costs left to Complete Project column is for costs that may extend beyond the four years of a STIP. This column is not fiscally constrained and is for information purposes.

Indiana Department of Transportation (INDOT)
 State Preservation and Local Initiated Projects FY 2016 - 2019

SPONSOR	DES	STIP NAME	ROUTE	WORK TYPE	LOCATION	DISTRICT	MILES	FEDERAL CATEGORY	Estimated Cost left to Complete Project*	PROGRAM	PHASE	FEDERAL	MATCH	2016	2017	2018	2019
Indiana Department of Transportation	1296510	Init.	US 35	Small Structure Replacement	8.748 mile north of SR 38	Greenfield	0	STP		Bridge ROW	RW	\$0.00	\$0.00	\$0.00			
										Bridge Construction	CN	\$107,832.00	\$26,958.00		\$134,790.00		
Indiana Department of Transportation	1296512	Init.	US 35	Small Structure Replacement	US 35; immediately north SR 38 (SS-35-89-08.48)	Greenfield	0	STP		Bridge ROW	RW	\$20,000.00	\$5,000.00	\$25,000.00			
										Bridge Construction	CN	\$161,824.80	\$40,456.20		\$202,281.00		
Indiana Department of Transportation	1296523	Init.	US 35	Small Structure Replacement	US 35; at 1.724 mile north of SR 1 (SS-35-89-24.87)	Greenfield	0	STP		Bridge ROW	RW	\$40,000.00	\$10,000.00	\$50,000.00			
										Bridge Construction	CN	\$51,556.00	\$12,889.00		\$64,445.00		
Indiana Department of Transportation	1296527	Init.	US 27	Small Structure Pipe Lining	US 27; at 1.585 mile north I-70 (SS-27-89-26.49)	Greenfield	0	STP		Bridge ROW	RW	\$4,000.00	\$1,000.00	\$5,000.00			
										Bridge Construction	CN	\$56,052.80	\$14,013.20		\$70,066.00		
Indiana Department of Transportation	1296530	Init.	US 27	Small Structure Replacement	US 27; at 0.574 mile north I-70 (SS27-89-25.48)	Greenfield	0	NHPP		Bridge ROW	RW	\$16,000.00	\$4,000.00	\$20,000.00			
										Bridge Construction	CN	\$248,861.60	\$62,215.40		\$311,077.00		
Indiana Department of Transportation	1296532	Init.	SR 227	Small Structure Replacement	5.676 mile north I-70 (SS-227-89-20.79)	Greenfield	0	STP		Bridge ROW	RW	\$16,000.00	\$4,000.00	\$20,000.00			
										Bridge Construction	CN	\$111,704.00	\$27,926.00		\$139,630.00		
Indiana Department of Transportation	1296533	Init.	SR 227	Small Structure Replacement	SR 227; at 2.29 mile north of I-70 (SS-227-89-17.39)	Greenfield	0	STP		Bridge ROW	RW	\$16,000.00	\$4,000.00	\$20,000.00			
										Bridge Construction	CN	\$154,667.20	\$38,666.80		\$193,334.00		
Wayne County	1382081	Init.	VA VARI	Bridge Inspections	Inspection and Reinspection of all bridges 20 feet and longer	Greenfield	0	Multiple		Local Bridge Program	PE	\$0.00	\$0.00	\$0.00	\$0.00	\$0.00	\$0.00
										100% Local Funds	PE	\$0.00	\$0.00	\$0.00	\$0.00	\$0.00	\$0.00
Indiana Department of Transportation	1298108	Init.	US 40	Bridge Replacement, Pipe Arch Or Culvert	US 40; at 9.062 mile E of SR 1	Greenfield	0	STP		Bridge ROW	RW	\$40,000.00	\$10,000.00		\$50,000.00		
										Bridge Consulting	PE	\$32,000.00	\$8,000.00	\$40,000.00			

*Estimated Costs left to Complete Project column is for costs that may extend beyond the four years of a STIP. This column is not fiscally constrained and is for information purposes.

SPONSOR	DES	STIP NAME	ROUTE	WORK TYPE	LOCATION	DISTRICT	MILES	FEDERAL CATEGORY	Estimated Cost left to Complete Project*	PROGRAM	PHASE	FEDERAL	MATCH	2016	2017	2018	2019
Indiana Department of Transportation	1298108	Init.	US 40	Bridge Replacement, Pipe Arch Or Culvert	US 40; at 9.062 mile E of SR 1	Greenfield	0	STP		Bridge Construction	CN	\$285,313.60	\$71,328.40			\$356,642.00	
Milton	1383330	Init.	ST 1001	Construct ADA Approved Sidewalk Ramps	Town of Milton	Greenfield	11.5	STP		Local Transportation Alternatives	CN	\$104,000.00	\$0.00		\$104,000.00		
										100% Local Funds	CN	\$0.00	\$26,000.00		\$26,000.00		
Wayne County	1383317	Init.	IR 1016	Bridge Rehabilitation Or Repair	Bridge #750 carrying North 20th Street over Norfolk Southern Railroad	Greenfield	.157	STP		Local Bridge Program	CN	\$2,576,000.00	\$0.00		\$2,576,000.00		
										100% Local Funds	CN	\$0.00	\$644,000.00		\$644,000.00		
Richmond	1382810	Init.	ST 1001	Bike/Pedestrian Facilities	Road, Pedestrian & Bike facilities; E.Main St, 7th&10th St, in Downtown Richmond	Greenfield	0	STP		Local Transportation Alternatives	CN	\$5,421,856.00	\$0.00		\$5,421,856.00		
										100% Local Funds	CN	\$0.00	\$1,055,464.00		\$1,055,464.00		
Indiana Department of Transportation	1400059	Init.	I 70	HMA Overlay, Functional	US 27 to Indiana/Ohio State Line	Greenfield	6.044	Interstate		Road Construction	CN	\$5,542,099.20	\$615,788.80	\$6,157,888.00			
Hagerstown	1400763	Init.	IR 1043	Bike/Pedestrian Facilities	Along Turnpike Road from the Hagerstown Community Park to State Road 38	Greenfield	.54	STP		Local Trans Enhancement Program	CN	\$71,200.00	\$0.00			\$71,200.00	
										Local Transportation Alternatives	PE	\$35,600.00	\$0.00	\$8,000.00	\$27,600.00		
										Local Transportation Alternatives	RW	\$87,600.00	\$0.00		\$87,600.00		
										Local Safety Program	PE	\$0.00	\$0.00	\$0.00	\$0.00	\$0.00	\$0.00
										Local Transportation Alternatives	CN	\$370,400.00	\$0.00			\$370,400.00	
										100% Local Funds	PE	\$0.00	\$8,900.00	\$2,000.00	\$6,900.00		
										100% Local Funds	RW	\$0.00	\$21,900.00		\$21,900.00		
										Local Trans Enhancement Program	PE	\$0.00	\$0.00	\$0.00	\$0.00	\$0.00	\$0.00
										100% Local Funds	CN	\$0.00	\$110,400.00			\$110,400.00	
Wayne County	1400769	Init.	ST 1041	Bridge Replacement, Other Construction	Bridge #711 carrying Peacock Road over Clear Creek	Greenfield	.06	STP		Local Bridge Program	PE	\$46,600.00	\$0.00		\$46,600.00		

*Estimated Costs left to Complete Project column is for costs that may extend beyond the four years of a STIP. This column is not fiscally constrained and is for information purposes.

SPONSOR	DES	STIP NAME	ROUTE	WORK TYPE	LOCATION	DISTRICT	MILES	FEDERAL CATEGORY	Estimated Cost left to Complete Project*	PROGRAM	PHASE	FEDERAL	MATCH	2016	2017	2018	2019	
Wayne County	1400769	Init.	ST 1041	Bridge Replacement, Other Construction	Bridge #711 carrying Peacock Road over Clear Creek	Greenfield	.06	STP		100% Local Funds	PE	\$0.00	\$33,650.00		\$33,650.00			
										Local Bridge Program	CN	\$471,520.00	\$0.00			\$471,520.00		
										Local Bridge Program	RW	\$0.00	\$0.00	\$0.00				
										100% Local Funds	RW	\$0.00	\$10,000.00	\$10,000.00				
										100% Local Funds	CN	\$0.00	\$117,880.00			\$117,880.00		

Wayne County Total

Federal: \$35,457,997.00 Match :\$7,943,088.00 2016: \$8,077,305.00 2017: \$33,825,738.00 2018: \$1,498,042.00 2019: \$0.00

*Estimated Costs left to Complete Project column is for costs that may extend beyond the four years of a STIP. This column is not fiscally constrained and is for information purposes.

Indiana Department of Transportation (INDOT)
 State Preservation and Local Initiated Projects FY 2016 - 2019

SPONSOR	DES	STIP NAME	ROUTE	WORK TYPE	LOCATION	DISTRICT	MILES	FEDERAL CATEGORY	Estimated Cost left to Complete Project*	PROGRAM	PHASE	FEDERAL	MATCH	2016	2017	2018	2019
Wells County																	
Bluffton	0500836	Init.	SP BIKE	Bike/Pedestrian Facilities	Wabash River Greenwy Extension and Inter-Urban Trail	Fort Wayne	0	STP		Local Trans Enhancement Program	CN	\$12,852.00	\$0.00	\$12,852.00			
										Local Transportation Alternatives	CN	\$1,200,273.00	\$0.00	\$1,200,273.00			
										100% Local Funds	CN	\$0.00	\$302,745.00	\$302,745.00			
Indiana Department of Transportation	0100445	Init.	SR 1	Intersect. Improv. W/ Added Turn Lanes	From 0.2 mile S of S jct of SR 116 to 0.54 mile N of S jct of SR 116.	Fort Wayne	.8	STP		Safety Construction	CN	\$2,146,400.00	\$536,600.00	\$2,683,000.00			
Indiana Department of Transportation	1296452	Init.	SR 1	HMA Overlay, Preventive Maintenance	From 0.54 Mi. N. of S. Jct. of SR 116 to 0.10 Mi. S. of S. Jct. of SR 124	Fort Wayne	.867	STP		Road Construction	CN	\$610,400.00	\$152,600.00	\$763,000.00			
Indiana Department of Transportation	1006119	Init.	SR 116	Small Structure Replacement	Small Structure Over Golf Lake Drain, 9.71 Miles East of SR 3.	Fort Wayne	0	STP		Bridge Construction	CN	\$357,680.00	\$89,420.00	\$447,100.00			
Indiana Department of Transportation	1006122	Init.	SR 116	Small Structure Replacement	Small Structure Over Branch of Wabash River Drain, 10.52 Miles East of SR 3.	Fort Wayne	0	STP		Bridge Construction	CN	\$196,000.00	\$49,000.00	\$245,000.00			
Indiana Department of Transportation	1006124	Init.	SR 1	Small Structure Replacement	Small Structure Over Johns Ditch, 0.22 Miles North of SR 218.	Fort Wayne	.041	STP		Bridge Construction	CN	\$316,000.00	\$79,000.00	\$395,000.00			
Indiana Department of Transportation	1006125	Init.	SR 3	Small Structure Replacement	Small Structure over Custard Ditch, 4.44 Miles North of SR 18.	Fort Wayne	0	STP		Bridge Construction	CN	\$393,600.00	\$98,400.00	\$492,000.00			
Markle	1005995	Init.	ST 1001	Road Reconstruction (3R/4R Standards)	Tracy St: From SR 116 to US 224	Fort Wayne	.54	STP		100% Local Funds	CN	\$0.00	\$348,600.00	\$348,600.00			
										Group IV Program	CN	\$1,394,100.00	\$0.00	\$1,394,100.00			
Indiana Department of Transportation	1296056	Init.	SR 116	Small Structure Pipe Lining	Pipeliners for Branch of Griffin Ditch, 1.28 Miles East of SR 3.	Fort Wayne	0	STP		Bridge Construction	CN	\$39,200.00	\$9,800.00	\$49,000.00			
Indiana Department of Transportation	1296066	Init.	SR 116	Small Structure Pipe Lining	Pipeliners for Branch of Wabash River, 4.90 Miles East of SR 3.	Fort Wayne	0	STP		Bridge Construction	CN	\$26,400.00	\$6,600.00	\$33,000.00			
Indiana Department of Transportation	1296069	Init.	SR 301	Small Structure Pipe Lining	Pipeliners for Eight Mile Creek, 1.85 Miles North of SR 124.	Fort Wayne	0	STP		Bridge Construction	CN	\$26,400.00	\$6,600.00	\$33,000.00			
Indiana Department of Transportation	1296098	Init.	SR 218	Small Structure Pipe Lining	Pipeliners for March Ditch, 2.41 Miles East of SR 1.	Fort Wayne	0	STP		Bridge Construction	CN	\$30,400.00	\$7,600.00	\$38,000.00			
Indiana Department of Transportation	1006203	Init.	SR 1	HMA Overlay, Preventive Maintenance	From SR 218 to 0.2 mile S. of S. Jct. of SR 116.	Fort Wayne	4.693	STP		Road Construction	CN	\$850,400.00	\$212,600.00	\$1,063,000.00			
Indiana Department of Transportation	1296156	Init.	SR 116	Small Structure Replacement	Small Structure Over Branch Wabash River Drain, 8.56 Miles East of SR 3.	Fort Wayne	0	STP		Bridge Construction	CN	\$480,000.00	\$120,000.00		\$600,000.00		
										Bridge ROW	RW	\$16,000.00	\$4,000.00	\$20,000.00			

*Estimated Costs left to Complete Project column is for costs that may extend beyond the four years of a STIP. This column is not fiscally constrained and is for information purposes.

Indiana Department of Transportation (INDOT)
 State Preservation and Local Initiated Projects FY 2016 - 2019

SPONSOR	DES	STIP NAME	ROUTE	WORK TYPE	LOCATION	DISTRICT	MILES	FEDERAL CATEGORY	Estimated Cost left to Complete Project*	PROGRAM	PHASE	FEDERAL	MATCH	2016	2017	2018	2019
Indiana Department of Transportation	1296161	Init.	US 224	Small Structure Replacement	Small Structure Over Dailey Drain and Branch of Maple Crk, 1.78 Miles E. of SR 1	Fort Wayne	0	STP		Bridge Construction	CN	\$524,000.00	\$131,000.00		\$655,000.00		
										Bridge ROW	RW	\$10,400.00	\$2,600.00	\$13,000.00			
Indiana Department of Transportation	1296168	Init.	US 224	Small Structure Replacement	Small Structure Over Maple Creek, 2.50 Miles East of SR 1.	Fort Wayne	0	STP		Bridge Construction	CN	\$524,000.00	\$131,000.00		\$655,000.00		
										Bridge ROW	RW	\$10,400.00	\$2,600.00	\$13,000.00			
Indiana Department of Transportation	1296190	Init.	SR 218	Small Structure Replacement	Small Structure Over Johns Ditch (King-Higgins), 0.64 Miles West of SR 1.	Fort Wayne	0	STP		Bridge Construction	CN	\$588,800.00	\$147,200.00		\$736,000.00		
										Bridge ROW	RW	\$16,000.00	\$4,000.00	\$20,000.00			
Wells County	1297550	Init.	IR 1015	Bridge Rehabilitation Or Repair	Wells Co Brg 193: CR 300W over Wabash River	Fort Wayne	.07	STP		100% Local Funds	CN	\$0.00	\$374,600.00	\$374,600.00			
										Local Bridge Program	CN	\$1,350,400.00	\$0.00	\$1,350,400.00			
Wells County	1298701	Init.	IR 1015	Bridge Inspections	Wells Co: Inspection and reinspection of bridges 20 feet and longer	Fort Wayne	0	Multiple		100% Local Funds	PE	\$0.00	\$0.00	\$0.00	\$0.00	\$0.00	\$0.00
										Local Bridge Program	PE	\$0.00	\$0.00	\$0.00	\$0.00	\$0.00	\$0.00
Indiana Department of Transportation	1297980	Init.	SR 218	Bridge Replacement, Other Construction	Bridge Over Six Mile Creek, 01.69 Miles East of SR 1.	Fort Wayne	.01	STP		Bridge Consulting	PE	\$0.00	\$0.00	\$0.00			
										Bridge Construction	CN	\$749,600.00	\$187,400.00			\$937,000.00	
										Bridge ROW	RW	\$32,000.00	\$8,000.00	\$10,000.00	\$30,000.00		
Indiana Department of Transportation	1400427	Init.	SR 124	Bridge Maintenance And Repair	Bridge Over Gordon Ditch, 3.48 Miles West of SR 1.	Fort Wayne	0	STP		Bridge Construction	CN	\$11,120.00	\$2,780.00	\$13,900.00			
Indiana Department of Transportation	1401465	Init.	SR 1	Debris Removal From Channel	Bridge Over Wabash River, 1.09 Miles South of SR 116.	Fort Wayne	0	STP		Bridge Construction	CN	\$17,920.00	\$4,480.00		\$22,400.00		
Indiana Department of Transportation	1401545	Init.	SR 116	Substructure Repair And Rehabilitation	Bridge Over Markley Ditch, 0.97 Miles East of SR 1.	Fort Wayne	0	STP		Bridge Construction	CN	\$25,376.00	\$6,344.00		\$31,720.00		

Wells County Total
 Federal: \$11,956,121.00 Match :\$3,025,569.00 2016: \$11,314,570.00 2017: \$2,730,120.00 2018: \$937,000.00 2019: \$0.00

*Estimated Costs left to Complete Project column is for costs that may extend beyond the four years of a STIP. This column is not fiscally constrained and is for information purposes.

Indiana Department of Transportation (INDOT)
 State Preservation and Local Initiated Projects FY 2016 - 2019

SPONSOR	DES	STIP NAME	ROUTE	WORK TYPE	LOCATION	DISTRICT	MILES	FEDERAL CATEGORY	Estimated Cost left to Complete Project*	PROGRAM	PHASE	FEDERAL	MATCH	2016	2017	2018	2019
White County																	
Indiana Department of Transportation	1400471	Init.	I 65	Repair Or Replace Joints	SB Bridge over Rayman Ditch, 0.66 mi S of SR 18	Crawfordsville	0	Interstate		Bridge Construction	CN	\$0.00	\$0.00	\$0.00			
Indiana Department of Transportation	1400472	Init.	I 65	Repair Or Replace Joints	NB Bridge over Hoagland Ditch, 2.93 mi N of US 231	Crawfordsville	0	Interstate		Bridge Construction	CN	\$0.00	\$0.00	\$0.00			
Indiana Department of Transportation	1400490	Init.	I 65	Repair Or Replace Joints	SB Bridge over Hoagland Ditch, 2.93 mi N of US 231	Crawfordsville	0	Interstate		Bridge Construction	CN	\$0.00	\$0.00	\$0.00			
Indiana Department of Transportation	0800914	Init.	I 65	Bridge Deck Overlay	Pine Grove Rd. or CR 800 S over I-65, 2.49 mi N of SR 18	Crawfordsville	0	Interstate		Bridge Construction	CN	\$697,500.00	\$77,500.00	\$775,000.00			
Indiana Department of Transportation	0800133	Init.	SR 43	HMA Overlay, Preventive Maintenance	From 0.57 mi S of SR 18 (S Corp. Line of Brookston) to .02 mi S of SR 18 N jct.	Crawfordsville	.589	NHPP		Road Construction	CN	\$298,400.00	\$74,600.00	\$373,000.00			
Indiana Department of Transportation	0810151	Init.	I 65	Bridge Painting	NB & SB Bridges over US 231, 5.42 mi N of SR 18	Crawfordsville	0	Interstate		Bridge Construction	CN	\$350,100.00	\$38,900.00		\$389,000.00		
Indiana Department of Transportation	1172250	Init.	SR 16	Small Structure Replacement	4.67 mi E of E jct of SR 119 and SR 16	LaPorte	0	STP		Bridge Consulting	PE	\$26,400.00	\$6,600.00	\$33,000.00			
										Bridge ROW	RW	\$21,600.00	\$5,400.00	\$27,000.00			
										Bridge Construction	CN	\$67,200.00	\$16,800.00		\$84,000.00		
Indiana Department of Transportation	1296463	Init.	US 24	Small Structure Replacement	2.67 miles W of US 421	LaPorte	0	NHPP		Bridge Consulting	PE	\$0.00	\$0.00	\$0.00	\$0.00	\$0.00	\$0.00
										Bridge Construction	CN	\$168,000.00	\$42,000.00		\$210,000.00		
										Bridge ROW	RW	\$0.00	\$0.00	\$0.00	\$0.00	\$0.00	\$0.00
Indiana Department of Transportation	1172282	Init.	SR 16	Bridge Deck Replacement	Over West Crossing of Tippecanoe River, .05 miles west of SR119	LaPorte	0	STP		Bridge Consulting	PE	\$144,000.00	\$36,000.00	\$180,000.00			
										Bridge Construction	CN	\$1,052,800.00	\$263,200.00		\$1,316,000.00		
Indiana Department of Transportation	1172285	Init.	SR 16	Bridge Deck Replacement	Over East Crossing of Tippecanoe River, .02 miles West of SR 119	LaPorte	0	STP		Bridge Construction	CN	\$880,000.00	\$220,000.00		\$1,100,000.00		
Monticello	1173664	Init.	ST 1001	Bike/Pedestrian Facilities	Monticello SRTS infrastructure and non-infrastructure	LaPorte	0	STP		Local Safety Program	CN	\$183,779.00	\$0.00		\$183,779.00		
Indiana Department of Transportation	1296826	Init.	US 421	Road Reconstruction (3R/4R Standards)	0.23 mi. S of US 24 to US 24	LaPorte	.237	STP		Road Construction	CN	\$1,063,200.00	\$265,800.00		\$1,329,000.00		
										Road Consulting	PE	\$67,600.00	\$16,900.00	\$84,500.00			

*Estimated Costs left to Complete Project column is for costs that may extend beyond the four years of a STIP. This column is not fiscally constrained and is for information purposes.

Indiana Department of Transportation (INDOT)
 State Preservation and Local Initiated Projects FY 2016 - 2019

SPONSOR	DES	STIP NAME	ROUTE	WORK TYPE	LOCATION	DISTRICT	MILES	FEDERAL CATEGORY	Estimated Cost left to Complete Project*	PROGRAM	PHASE	FEDERAL	MATCH	2016	2017	2018	2019
Indiana Department of Transportation	1296662	Init.	SR 18	Pavement Replacement, HMA	SR 43 (E. Jct) to 0.35 mi. E of SR 43 (Wood St), Town of Brookston	LaPorte	.282	STP		Road Construction	CN	\$1,342,400.00	\$335,600.00		\$1,678,000.00		
										Road Consulting	PE	\$36,000.00	\$9,000.00	\$45,000.00			
Indiana Department of Transportation	1296524	Init.	US 421	HMA Overlay, Preventive Maintenance	1.5 mi. S of US 24 (Tippecanoe River) to 0.23 mi S of US 24 (Harrison St)	LaPorte	1.502	STP		Road Construction	CN	\$440,000.00	\$110,000.00			\$550,000.00	
Indiana Department of Transportation	1296137	Init.	I 65	Bridge Deck Overlay	CR 300S / Goss Rd over I-65, 3.15 mi N of US 231	Crawfordsville	0	Interstate		Bridge Consulting	PE	\$9,000.00	\$1,000.00	\$10,000.00			
										Bridge Construction	CN	\$522,000.00	\$58,000.00		\$580,000.00		
White County	1382098	Init.	IR 1008	Bridge Inspections	County wide bridge inspections, 20' and greater in length	LaPorte	0	STP		100% Local Funds	PE	\$0.00	\$0.00	\$0.00			
										Local Bridge Program	PE	\$0.00	\$0.00	\$0.00			
										Local Bridge Program	CN	\$0.00	\$0.00	\$0.00			
Indiana Department of Transportation	1298553	Init.	SR 16	Small Structure Replacement	3.31 mi. W of US-421	LaPorte	0	STP		Bridge Consulting	PE	\$28,800.00	\$7,200.00	\$36,000.00			
										Bridge ROW	RW	\$20,800.00	\$5,200.00		\$26,000.00		
										Bridge Construction	CN	\$109,600.00	\$27,400.00			\$137,000.00	
Indiana Department of Transportation	1298465	Init.	I 65	Small Structure Pipe Lining	0.03 mi S of SR 18 (under SBL ramp)	Crawfordsville	0	Interstate		Bridge ROW	RW	\$9,000.00	\$1,000.00		\$10,000.00		
										Bridge Construction	CN	\$151,200.00	\$16,800.00			\$168,000.00	
										Bridge Consulting	PE	\$0.00	\$0.00	\$0.00	\$0.00	\$0.00	\$0.00
Indiana Department of Transportation	1298467	Init.	I 65	Small Structure Pipe Lining	0.10 mi N of SR 18 (under SBL off ramp)	Crawfordsville	0	Interstate		Bridge ROW	RW	\$9,000.00	\$1,000.00		\$10,000.00		
										Bridge Construction	CN	\$201,600.00	\$22,400.00			\$224,000.00	
Indiana Department of Transportation	1298470	Init.	I 65	Small Structure Pipe Lining	1.20 mi N of SR 18	Crawfordsville	0	Interstate		Bridge Construction	CN	\$226,800.00	\$25,200.00			\$252,000.00	
										Bridge ROW	RW	\$9,000.00	\$1,000.00		\$10,000.00		

*Estimated Costs left to Complete Project column is for costs that may extend beyond the four years of a STIP. This column is not fiscally constrained and is for information purposes.

SPONSOR	DES	STIP NAME	ROUTE	WORK TYPE	LOCATION	DISTRICT	MILES	FEDERAL CATEGORY	Estimated Cost left to Complete Project*	PROGRAM	PHASE	FEDERAL	MATCH	2016	2017	2018	2019
Indiana Department of Transportation	1006661	Init.	SR 16	HMA Overlay, Preventive Maintenance	from US 421 to SR 39 (N jct)	LaPorte	6.471	STP		Road Construction	CN	\$880,000.00	\$220,000.00	\$1,100,000.00			
White County	1383394	Init.	ST 1010	Bridge Rehabilitation Or Repair	White County Bridge #88 - N. Francis Street over Tippecanoe River	LaPorte	.3	STP		100% Local Funds	PE	\$0.00	\$0.00	\$0.00	\$0.00	\$0.00	\$0.00
										Local Bridge Program	CN	\$936,000.00	\$0.00		\$936,000.00		
										100% Local Funds	RW	\$0.00	\$10,000.00	\$10,000.00			
										Local Bridge Program	PE	\$0.00	\$0.00	\$0.00	\$0.00	\$0.00	\$0.00
										100% Local Funds	CN	\$0.00	\$234,000.00		\$234,000.00		
										Local Bridge Program	RW	\$40,000.00	\$0.00	\$40,000.00			
Monticello	1400844	Init.	ST 1001	Bike/Pedestrian Facilities	West Broadway, South Street, and Juanita Street (Various Locations)	LaPorte	.189	STP		Local Transportation Alternatives	PE	\$0.00	\$0.00	\$0.00	\$0.00	\$0.00	\$0.00
										Local Transportation Alternatives	CN	\$233,980.00	\$0.00			\$233,980.00	
										Local Transportation Alternatives	RW	\$40,000.00	\$0.00	\$40,000.00			
										100% Local Funds	CN	\$0.00	\$58,495.00			\$58,495.00	
										100% Local Funds	RW	\$0.00	\$10,000.00	\$10,000.00			
										100% Local Funds	PE	\$0.00	\$0.00	\$0.00	\$0.00	\$0.00	\$0.00
White County	1400781	Init.	ST 1009	Road Reconstruction (3R/4R Standards)	Gordon Road from SR 39 to Sixth Street in Monticello, White County, Indiana	LaPorte	.64	STP		Demonstration Fund Program	RW	\$228,466.05	\$0.00	\$228,466.05			
										100% Local Funds	PE	\$0.00	\$0.00	\$0.00	\$0.00	\$0.00	\$0.00
										100% Local Funds	CN	\$0.00	\$642,894.98			\$642,894.98	
										Group IV Program	PE	\$0.00	\$0.00	\$0.00	\$0.00	\$0.00	\$0.00
										Group IV Program	RW	\$183,824.14	\$0.00	\$20,000.00	\$163,824.14		

*Estimated Costs left to Complete Project column is for costs that may extend beyond the four years of a STIP. This column is not fiscally constrained and is for information purposes.

SPONSOR	DES	STIP NAME	ROUTE	WORK TYPE	LOCATION	DISTRICT	MILES	FEDERAL CATEGORY	Estimated Cost left to Complete Project*	PROGRAM	PHASE	FEDERAL	MATCH	2016	2017	2018	2019	
White County	1400781	Init.	ST 1009	Road Reconstruction (3R/4R Standards)	Gordon Road from SR 39 to Sixth Street in Monticello, White County, Indiana	LaPorte	.64	STP		100% Local Funds	RW	\$0.00	\$70,555.85	\$29,599.81	\$40,956.04			
										Group IV Program	CN	\$2,571,529.91	\$0.00			\$2,571,529.91		
Indiana Department of Transportation	1400234	Init.	I 65	Small Structure Pipe Lining	0.01 mi N of US 231	Crawfordsville	0	Interstate		Bridge ROW	RW	\$3,600.00	\$400.00		\$4,000.00			
										Bridge Consulting	PE	\$22,500.00	\$2,500.00	\$25,000.00				
										Bridge Construction	CN	\$116,100.00	\$12,900.00				\$129,000.00	

White County Total

Federal: \$13,391,779.10 Match :\$2,946,245.83 2016: \$3,066,565.86 2017: \$8,304,559.18 2018: \$4,837,899.89 2019: \$129,000.00

*Estimated Costs left to Complete Project column is for costs that may extend beyond the four years of a STIP. This column is not fiscally constrained and is for information purposes.

Indiana Department of Transportation (INDOT)
 State Preservation and Local Initiated Projects FY 2016 - 2019

SPONSOR	DES	STIP NAME	ROUTE	WORK TYPE	LOCATION	DISTRICT	MILES	FEDERAL CATEGORY	Estimated Cost left to Complete Project*	PROGRAM	PHASE	FEDERAL	MATCH	2016	2017	2018	2019
Whitley County																	
Indiana Department of Transportation	1006123	Init.	SR 205	Small Structure Replacement	Small Structure Over Phillips Ditch, 9.15 Miles East of SR 5.	Fort Wayne	0	STP		Bridge Construction	CN	\$344,000.00	\$86,000.00	\$430,000.00			
Indiana Department of Transportation	1006127	Init.	SR 9	Small Structure Replacement	Sm Str Over Cole Ditch (aka:Harsh/Hum-barger), Knight Branch, 3.52 Mi N of US	Fort Wayne	0	STP		Bridge Construction	CN	\$455,200.00	\$113,800.00	\$569,000.00			
Indiana Department of Transportation	1006128	Init.	SR 109	Small Structure Replacement	Sm Structure Over Shook Drain, Brnch of Blue Baby Ditch, 0.53 Miles Nrth of US30	Fort Wayne	0	STP		Bridge Construction	CN	\$510,400.00	\$127,600.00	\$638,000.00			
Indiana Department of Transportation	0401099	Init.	SR 9	Bridge Deck Overlay	Bridge over Blue Babe Branch, 0.81 mile N of US 30	Fort Wayne	0	STP		Bridge Construction	CN	\$427,200.00	\$106,800.00	\$534,000.00			
Indiana Department of Transportation	1006177	Init.	SR 5	Bridge Deck Overlay	Bridge Over Over Eel River, 0.04 Miles South of SR 14.	Fort Wayne	.064	STP		District Other Consulting	PE	\$4,800.00	\$1,200.00	\$6,000.00			
										Bridge Construction	CN	\$797,200.00	\$199,300.00	\$996,500.00			
Indiana Department of Transportation	1400377	Init.	SR 205	Bridge Maintenance And Repair	Bridge Over Spring Creek, 0.34 Miles North of SR 5.	Fort Wayne	0	STP		Bridge Construction	CN	\$42,400.00	\$10,600.00	\$53,000.00			
Indiana Department of Transportation	1006197	Init.	SR 9	HMA Overlay, Preventive Maintenance	From the South Jct. of SR 205 to US 30.	Fort Wayne	1.386	STP		Road Construction	CN	\$580,000.00	\$145,000.00	\$725,000.00			
Indiana Department of Transportation	1006554	Init.	SR 205	HMA Overlay, Preventive Maintenance	From SR 9 to 0.41 Miles Southwest of US 30 (Blue River Bridge).	Fort Wayne	1.272	STP		Road Construction	CN	\$333,600.00	\$83,400.00	\$417,000.00			
Indiana Department of Transportation	1297057	Init.	US 30	Small Structure Pipe Lining	Pipelinr for Maynard Ditch, 4.97 Miles East of SR 5.	Fort Wayne	0	NHPP		Bridge Construction	CN	\$214,400.00	\$53,600.00	\$268,000.00			
Indiana Department of Transportation	1296154	Init.	SR 205	Small Structure Replacement	Small Structure Over Wolf Road Drain, 6.18 Miles East of SR 5.	Fort Wayne	0	STP		Bridge Construction	CN	\$368,000.00	\$92,000.00		\$460,000.00		
										Bridge ROW	RW	\$16,000.00	\$4,000.00	\$20,000.00			
Indiana Department of Transportation	1296182	Init.	SR 114	Small Structure Replacement	Small Structure Over East Fork of Clear Creek, 0.20 Miles West of SR 9.	Fort Wayne	0	STP		Bridge ROW	RW	\$16,000.00	\$4,000.00	\$20,000.00			
										Bridge Construction	CN	\$748,000.00	\$187,000.00		\$935,000.00		
Indiana Department of Transportation	1296188	Init.	SR 114	Small Structure Replacement	Small Structure Over Branch of Calf Creek, 2.33 Miles East of SR 9.	Fort Wayne	0	STP		Bridge Construction	CN	\$568,800.00	\$142,200.00		\$711,000.00		
										Bridge ROW	RW	\$16,000.00	\$4,000.00	\$20,000.00			
Indiana Department of Transportation	1296077	Init.	SR 205	Small Structure Pipe Lining	Pipelinr for Ned Park Drain, 6.53 Miles East of SR 5.	Fort Wayne	0	STP		Bridge Construction	CN	\$26,400.00	\$6,600.00		\$33,000.00		
										Bridge ROW	RW	\$1,600.00	\$400.00	\$2,000.00			

*Estimated Costs left to Complete Project column is for costs that may extend beyond the four years of a STIP. This column is not fiscally constrained and is for information purposes.

Indiana Department of Transportation (INDOT)
 State Preservation and Local Initiated Projects FY 2016 - 2019

SPONSOR	DES	STIP NAME	ROUTE	WORK TYPE	LOCATION	DISTRICT	MILES	FEDERAL CATEGORY	Estimated Cost left to Complete Project*	PROGRAM	PHASE	FEDERAL	MATCH	2016	2017	2018	2019
Indiana Department of Transportation	1296109	Init.	SR 5	Small Structure Pipe Lining	Pipeliner for Williamson Ditch, 3.85 Miles North of SR 114.	Fort Wayne	0	STP		Bridge Construction	CN	\$26,400.00	\$6,600.00		\$33,000.00		
										Bridge ROW	RW	\$1,600.00	\$400.00	\$2,000.00			
Whitley County	1382116	Init.	IR 1016	Bridge Inspections	Inspection and reinspection of county bridges 20 feet and longer	Fort Wayne	0	Multiple		100% Local Funds	PE	\$0.00	\$0.00	\$0.00	\$0.00	\$0.00	\$0.00
										Local Bridge Program	PE	\$0.00	\$0.00	\$0.00	\$0.00	\$0.00	\$0.00
Indiana Department of Transportation	1400373	Init.	SR 9	Bridge Maintenance And Repair	Bridge Over Blue River, 0.30 Miles South of SR 205.	Fort Wayne	0	NHPP		Bridge Construction	CN	\$11,480.00	\$2,870.00	\$14,350.00			
Indiana Department of Transportation	1400374	Init.	US 30	Bridge Maintenance And Repair	Bridge Over Schuman Ditch, 1.70 Miles East of SR 5.	Fort Wayne	0	NHPP		Bridge Construction	CN	\$16,160.00	\$4,040.00	\$20,200.00			
South Whitley	1383409	Init.	ST 1001	Construct ADA Approved Sidewalk Ramps	ADA Ramps & Sidewalks in South Whitley	Fort Wayne	.5	STP		Local Transportation Alternatives	CN	\$207,364.00	\$0.00		\$207,364.00		
										Local Trans Enhancement Program	CN	\$0.00	\$0.00	\$0.00	\$0.00	\$0.00	\$0.00
										100% Local Funds	CN	\$0.00	\$51,841.00		\$51,841.00		
Churubusco	1383423	Init.	ST 1001	Bike/Pedestrian Facilities	Windsor Drive, Mill St., E. Douglas Street	Fort Wayne	.587	STP		100% Local Funds	CN	\$0.00	\$53,480.00		\$53,480.00		
										Local Transportation Alternatives	CN	\$213,920.00	\$0.00		\$213,920.00		
South Whitley	1400809	Init.	ST 1001	Bike/Pedestrian Facilities	Various locations in South Whitley East of SR5	Fort Wayne	.5	STP		100% Local Funds	CN	\$0.00	\$51,800.00			\$51,800.00	
										Local Transportation Alternatives	CN	\$207,200.00	\$0.00			\$207,200.00	
Indiana Department of Transportation	1401518	Init.	US 33	Bridge Maintenance And Repair	Bridge Over Blue River, 3.57 Miles North of SR 205.	Fort Wayne	0	NHPP		Bridge Construction	CN	\$37,384.00	\$9,346.00		\$46,730.00		

Whitley County Total
 Federal: \$6,191,508.00 Match :\$1,547,877.00 2016: \$4,735,050.00 2017: \$2,745,335.00 2018: \$259,000.00 2019: \$0.00

Grand Total
 Federal: \$2,407,845,217.13 Match : \$573,782,429.32 2016: \$964,561,208.71 2017: \$966,157,730.66 2018: \$513,352,780.64 2019: \$537,555,926.44

*Estimated Costs left to Complete Project column is for costs that may extend beyond the four years of a STIP. This column is not fiscally constrained and is for information purposes.

APPENDIX H

**State
Transportation
Improvement Program
(STIP)**

**INDOT
Transit Projects
(Fiscal Years 2016 - 2019)**



State Transportation Improvement Program

Transit

TABLE OF CONTENTS

Section 5310	1
Section 5311	2
Section 5339	3

Section 5310

DES NUMBER	GRANTEE	SOURCE OF FUNDS	F. Y.	DESCRIPTION	TOTAL FUNDING	FEDERAL FUNDING	STATE FUNDING	LOCAL FUNDING
1382392	INDOT	Section 5310	2016	Purchase transit vehicles / New Freedom Projects for rural areas / Program Administration	\$1,875,000	\$1,500,000	\$0	\$375,000
1382119	INDOT	Section 5310	2016	Purchase transit vehicles / New Freedom Projects for small urban areas / Program Administration	\$1,875,000	\$1,500,000	\$0	\$0
TOTALS					\$3,750,000	\$3,000,000	\$0	\$375,000

DES NUMBER	GRANTEE	SOURCE OF FUNDS	F. Y.	DESCRIPTION	TOTAL FUNDING	FEDERAL FUNDING	STATE FUNDING	LOCAL FUNDING
1382393	INDOT	Section 5310	2017	Purchase transit vehicles / New Freedom Projects for rural areas / Program Administration	\$1,875,000	\$1,500,000	\$0	\$375,000
1382420	INDOT	Section 5310	2017	Purchase transit vehicles / New Freedom Projects for small urban areas / Program Administration	\$1,875,000	\$1,500,000	\$0	\$0
TOTALS					\$3,750,000	\$3,000,000	\$0	\$375,000

DES NUMBER	GRANTEE	SOURCE OF FUNDS	F. Y.	DESCRIPTION	TOTAL FUNDING	FEDERAL FUNDING	STATE FUNDING	LOCAL FUNDING
1500265	INDOT	Section 5310	2018	Purchase transit vehicles / New Freedom Projects for rural areas / Program Administration	\$1,875,000	\$1,500,000	\$0	\$375,000
1500266	INDOT	Section 5310	2018	Purchase transit vehicles / New Freedom Projects for small urban areas / Program Administration	\$1,875,000	\$1,500,000	\$0	\$0
TOTALS					\$3,750,000	\$3,000,000	\$0	\$375,000

DES NUMBER	GRANTEE	SOURCE OF FUNDS	F. Y.	DESCRIPTION	TOTAL FUNDING	FEDERAL FUNDING	STATE FUNDING	LOCAL FUNDING
1500267	INDOT	Section 5310	2018	Purchase transit vehicles / New Freedom Projects for rural areas / Program Administration	\$1,875,000	\$1,500,000	\$0	\$375,000
1500268	INDOT	Section 5310	2018	Purchase transit vehicles / New Freedom Projects for small urban areas / Program Administration	\$1,875,000	\$1,500,000	\$0	\$0
TOTALS					\$3,750,000	\$3,000,000	\$0	\$375,000

Section 5310 Federal Funds Revenues and Expenses				
	FY 2016	FY 2017	FY 2018	FY 2019
Federal Apportionment	\$3,000,000	\$3,000,000	\$3,000,000	\$3,000,000
Carryover	\$0	\$0	\$0	\$0
Balance	\$3,000,000	\$3,000,000	\$3,000,000	\$3,000,000
Projects	(\$3,000,000)	(\$3,000,000)	(\$3,000,000)	(\$3,000,000)
ENDING BALANCE	\$0	\$0	\$0	\$0

Section 5311

DES NUMBER	GRANTEE	SOURCE OF FUNDS	F.Y.	DESCRIPTION	TOTAL FUNDING	FEDERAL FUNDING	STATE FUNDING	LOCAL FUNDING
1382394	INDOT	Section 5311	2016	Operating and Capital Assistance / Intercity / RTAP / Program Administration	\$34,000,000	\$17,000,000	\$6,000,000	\$11,000,000
TOTALS					\$34,000,000	\$17,000,000	\$6,000,000	\$11,000,000

DES NUMBER	GRANTEE	SOURCE OF FUNDS	F.Y.	DESCRIPTION	TOTAL FUNDING	FEDERAL FUNDING	STATE FUNDING	LOCAL FUNDING
1382395	INDOT	Section 5311	2017	Operating and Capital Assistance / Intercity / RTAP / Program Administration	\$34,000,000	\$17,000,000	\$6,000,000	\$11,000,000
TOTALS					\$34,000,000	\$17,000,000	\$6,000,000	\$11,000,000

DES NUMBER	GRANTEE	SOURCE OF FUNDS	F.Y.	DESCRIPTION	TOTAL FUNDING	FEDERAL FUNDING	STATE FUNDING	LOCAL FUNDING
1500263	INDOT	Section 5311	2018	Operating and Capital Assistance / Intercity / RTAP / Program Administration	\$34,000,000	\$17,000,000	\$6,000,000	\$11,000,000
TOTALS					\$34,000,000	\$17,000,000	\$6,000,000	\$11,000,000

DES NUMBER	GRANTEE	SOURCE OF FUNDS	F.Y.	DESCRIPTION	TOTAL FUNDING	FEDERAL FUNDING	STATE FUNDING	LOCAL FUNDING
1500264	INDOT	Section 5311	2019	Operating and Capital Assistance / Intercity / RTAP / Program Administration	\$34,000,000	\$17,000,000	\$6,000,000	\$11,000,000
TOTALS					\$34,000,000	\$17,000,000	\$6,000,000	\$11,000,000

Section 5311 Federal Funds Revenues and Expenses				
	FY 2016	FY 2017	FY 2018	FY 2019
Federal Apportionment	\$17,000,000	\$17,000,000	\$17,000,000	\$17,000,000
Carryover	\$0	\$0	\$0	\$0
Balance	\$17,000,000	\$17,000,000	\$17,000,000	\$17,000,000
Projects	(\$17,000,000)	(\$17,000,000)	(\$17,000,000)	(\$17,000,000)
ENDING BALANCE	\$0	\$0	\$0	\$0

Section 5339

DES #	GRANTEE	SOURCE OF FUNDS	F.Y.	DESCRIPTION	TOTAL FUNDING	FEDERAL FUNDING	STATE FUNDING	LOCAL FUNDING
1382402	INDOT	Section 5339	2016	Purchase transit vehicles and related equipment in rural areas	\$1,562,500	\$1,250,000	\$0	\$312,500
1382406	INDOT	Section 5339	2016	Purchase transit vehicles and related equipment in small urban areas	\$1,562,500	\$1,250,000	\$0	\$312,500
TOTALS					\$3,125,000	\$2,500,000	\$0	\$625,000

1382403	INDOT	Section 5339	2017	Purchase transit vehicles and related equipment in rural areas	\$1,562,500	\$1,250,000	\$0	\$312,500
1382407	INDOT	Section 5339	2017	Purchase transit vehicles and related equipment in small urban areas	\$1,562,500	\$1,250,000	\$0	\$312,500
TOTALS					\$3,125,000	\$2,500,000	\$0	\$625,000

1500269	INDOT	Section 5339	2018	Purchase transit vehicles and related equipment in rural areas	\$1,562,500	\$1,250,000	\$0	\$312,500
1500270	INDOT	Section 5339	2018	Purchase transit vehicles and related equipment in small urban areas	\$1,562,500	\$1,250,000	\$0	\$312,500
TOTALS					\$3,125,000	\$2,500,000	\$0	\$625,000

1500271	INDOT	Section 5339	2019	Purchase transit vehicles and related equipment in rural areas	\$1,562,500	\$1,250,000	\$0	\$312,500
1500272	INDOT	Section 5339	2019	Purchase transit vehicles and related equipment in small urban areas	\$1,562,500	\$1,250,000	\$0	\$312,500
TOTALS					\$3,125,000	\$2,500,000	\$0	\$625,000

Section 5339 Federal Funds Revenues and Expenses				
	FY 2016	FY 2017	FY 2018	FY 2019
Federal Apportionment	\$2,500,000	\$2,500,000	\$2,500,000	\$2,500,000
Carryover	\$0	\$0	\$0	\$0
Balance	\$2,500,000	\$2,500,000	\$2,500,000	\$2,500,000
Projects	(\$2,500,000)	(\$2,500,000)	(\$2,500,000)	(\$2,500,000)
ENDING BALANCE	\$0	\$0	\$0	\$0